

APPENDIX C - SETUP PHOTOS

Figure C.1 – Setup Photo, Extremity - Back Touch – Far




Figure C.2 – Setup Photo, Extremity - Back Touch –Close



Figure C.3 – Setup Photo, Extremity - Front - Far




Figure C.4 – Setup Photo, Extremity - Front - Close



Figure C.5 – Setup Photo, Extremity - Left Edge - Far




Figure C.6 – Setup Photo, Extremity - Left Edge - Close



Figure C.7 – Setup Photo, Body - Back - Far




Figure C.8 – Setup Photo, Body - Back - Close

