

TEST REPORT

Application No.: ZR/2018/C0007
Applicant: WWZN Information Technology Company Limited
Address of Applicant: Room 901, 9th Floor, No.19, Zhong Guancun Street, Haidian District, Beijing, China
Manufacturer: WWZN Information Technology Company Limited
Address of Manufacturer: Room 901, 9th Floor, No.19, Zhong Guancun Street, Haidian District, Beijing, China
Factory: Compal Display Electronics (Kunshan) Co., Ltd.
Address of Factory: No.1881 Liji Road Shipai Bacheng Town, Kunshan, Jiangsu, P.R.China
Equipment Under Test (EUT):
EUT Name: Smart watch
Model No.: WF11026 (smart watch, 3G/4G/BT/WLAN/NFC/GPS)
Trade mark: TicWatch
FCC ID: 2AP42-WF11026
Standard(s) : 47 CFR Part 15, Subpart B
Date of Receipt: 2018-12-29
Date of Test: 2019-01-03 to 2019-01-09
Date of Issue: 2019-01-16

Test Result:	Pass*
---------------------	--------------

* In the configuration tested, the EUT complied with the standards specified above.

Keny Xu

Keny Xu
EMC Laboratory Manager





Revision Record				
Version	Chapter	Date	Modifier	Remark
01		2019-01-16		Original

Authorized for issue by:				
				
		Leo Lai /Project Engineer		
				
		Eric Fu /Reviewer		



Unless otherwise agreed in writing, this document is issued by the Company subject to its General Conditions of Service printed overleaf, available on request or accessible at <http://www.sgs.com/en/Terms-and-Conditions.aspx> and, for electronic format documents, subject to Terms and Conditions for Electronic Documents at <http://www.sgs.com/en/Terms-and-Conditions/Terms-e-Documents.aspx>. Attention is drawn to the limitation of liability, indemnification and jurisdiction issues defined therein. Any holder of this document is advised that information contained hereon reflects the Company's findings at the time of its intervention only and within the limits of Client's instructions, if any. The Company's sole responsibility is to its Client and this document does not exonerate parties to a transaction from exercising all their rights and obligations under the transaction documents. This document cannot be reproduced except in full, without prior written approval of the Company. Any unauthorized alteration, forgery or falsification of the content or appearance of this document is unlawful and offenders may be prosecuted to the fullest extent of the law. Unless otherwise stated the results shown in this test report refer only to the sample(s) tested and such sample(s) are retained for 30 days only.
Attention: To check the authenticity of testing / inspection report & certificate, please contact us at telephone: (86-755) 8307 1443, or email: CN.Doccheck@sgs.com



2 Test Summary

Emission Part				
Item	Standard	Method	Requirement	Result
Conducted Emissions at Mains Terminals (150kHz-30MHz)	47 CFR Part 15, Subpart B	ANSI C63.4:2014	Class B	Pass
Radiated Emissions (30MHz-1GHz)	47 CFR Part 15, Subpart B	ANSI C63.4:2014	Class B	Pass
Radiated Emissions (above 1GHz)	47 CFR Part 15, Subpart B	ANSI C63.4:2014	Class B	Pass

Internal Source	Upper Frequency
Below 1.705MHz	30MHz
1.705MHz to 108MHz	1GHz
108MHz to 500MHz	2GHz
500MHz to 1GHz	5GHz
Above 1GHz	5th harmonic of the highest frequency or 40GHz, whichever is lower



Unless otherwise agreed in writing, this document is issued by the Company subject to its General Conditions of Service printed overleaf, available on request or accessible at <http://www.sgs.com/en/Terms-and-Conditions.aspx> and, for electronic format documents, subject to Terms and Conditions for Electronic Documents at <http://www.sgs.com/en/Terms-and-Conditions/Terms-e-Documents.aspx>. Attention is drawn to the limitation of liability, indemnification and jurisdiction issues defined therein. Any holder of this document is advised that information contained hereon reflects the Company's findings at the time of its intervention only and within the limits of Client's instructions, if any. The Company's sole responsibility is to its Client and this document does not exonerate parties to a transaction from exercising all their rights and obligations under the transaction documents. This document cannot be reproduced except in full, without prior written approval of the Company. Any unauthorized alteration, forgery or falsification of the content or appearance of this document is unlawful and offenders may be prosecuted to the fullest extent of the law. Unless otherwise stated the results shown in this test report refer only to the sample(s) tested and such sample(s) are retained for 30 days only.
Attention: To check the authenticity of testing / inspection report & certificate, please contact us at telephone: (86-755) 8307 1443, or email: CN.Doccheck@sgs.com

SGS-CSTC Standards Technical Services Co., Ltd.
Shenzhen Branch

No.1 Workshop, M-10, Middle Section, Science & Technology Park, Shenzhen, China 518057 t (86-755) 26012053 f (86-755) 26710594 www.sgsgroup.com.cn
中国·深圳·科技园中区M-10栋一号厂房 邮编: 518057 t (86-755) 26012053 f (86-755) 26710594 sgs.china@sgs.com

3 Contents

	Page
1 COVER PAGE	1
2 TEST SUMMARY	3
3 CONTENTS	4
4 GENERAL INFORMATION	5
4.1 DETAILS OF E.U.T.	5
4.2 DESCRIPTION OF SUPPORT UNITS	5
4.3 MEASUREMENT UNCERTAINTY	5
4.4 TEST LOCATION.....	6
4.5 TEST FACILITY.....	6
4.6 DEVIATION FROM STANDARDS.....	6
4.7 ABNORMALITIES FROM STANDARD CONDITIONS	6
5 EQUIPMENT LIST.....	7
6 EMISSION TEST RESULTS	9
6.1 CONDUCTED EMISSIONS AT MAINS TERMINALS (150kHz-30MHz)	9
6.1.1 E.U.T. Operation	10
6.1.2 Test Setup Diagram	10
6.1.3 Measurement Data	10
6.2 RADIATED EMISSIONS (30MHz-1GHz)	15
6.2.1 E.U.T. Operation	16
6.2.2 Test Setup Diagram	16
6.2.3 Measurement Data	16
6.3 RADIATED EMISSIONS (ABOVE 1GHz).....	21
6.3.1 E.U.T. Operation	22
6.3.2 Test Setup Diagram	22
6.3.3 Measurement Data	22
7 PHOTOGRAPHS.....	25
7.1 TEST SETUP.....	25
7.2 EUT CONSTRUCTIONAL DETAILS (EUT PHOTOS).....	25

4 General Information

4.1 Details of E.U.T.

Power supply:	DC 3.85V from internal rechargeable battery
Cable:	USB cable: 80cm shielded

4.2 Description of Support Units

Description	Manufacturer	Model No.	Serial No.
Laptop	Lenovo	T430u	REF. No.SEA1800
Mouse	Lenovo	M-U0025-O	REF. No.:SEA2400
Router	NETGEAR	DGN2200	REF. No.SEA2200

4.3 Measurement Uncertainty

No.	Item	Measurement Uncertainty
1	Conduction Emission	$\pm 3.0\text{dB}$ (150kHz to 30MHz)
2	Radiated Emission	$\pm 4.5\text{dB}$ (30MHz-1GHz)
		$\pm 4.8\text{dB}$ (1GHz-6GHz)
3	Temperature test	$\pm 1^{\circ}\text{C}$
4	Humidity test	$\pm 3\%$

4.4 Test Location

All tests were performed at:

SGS-CSTC Standards Technical Services Co., Ltd., Shenzhen Branch

No. 1 Workshop, M-10, Middle Section, Science & Technology Park, Shenzhen, Guangdong, China. 518057.

Tel: +86 755 2601 2053 Fax: +86 755 2671 0594

No tests were sub-contracted.

4.5 Test Facility

The test facility is recognized, certified, or accredited by the following organizations:

- **CNAS (No. CNAS L2929)**

CNAS has accredited SGS-CSTC Standards Technical Services Co., Ltd. Shenzhen Branch EMC Lab to ISO/IEC 17025:2005 General Requirements for the Competence of Testing and Calibration Laboratories (CNAS-CL01 Accreditation Criteria for the Competence of Testing and Calibration Laboratories) for the competence in the field of testing.

- **A2LA (Certificate No. 3816.01)**

SGS-CSTC Standards Technical Services Co., Ltd., Shenzhen EMC Laboratory is accredited by the American Association for Laboratory Accreditation(A2LA). Certificate No. 3816.01.

- **VCCI**

The 3m Fully-anechoic chamber for above 1GHz, 10m Semi-anechoic chamber for below 1GHz, Shielded Room for Mains Port Conducted Interference Measurement and Telecommunication Port Conducted Interference Measurement of SGS-CSTC Standards Technical Services Co., Ltd. have been registered in accordance with the Regulations for Voluntary Control Measures with Registration No.: G-20026, R-14188, C-12383 and T-11153 respectively.

- **FCC –Designation Number: CN1178**

SGS-CSTC Standards Technical Services Co., Ltd., Shenzhen EMC Laboratory has been recognized as an accredited testing laboratory.

Designation Number: CN1178. Test Firm Registration Number: 406779.

- **Innovation, Science and Economic Development Canada**

SGS-CSTC Standards Technical Services Co., Ltd., Shenzhen EMC Laboratory has been recognized by ISED as an accredited testing laboratory.

CAB identifier: CN0006.

IC#: 4620C.

4.6 Deviation from Standards

None

4.7 Abnormalities from Standard Conditions

None



Unless otherwise agreed in writing, this document is issued by the Company subject to its General Conditions of Service printed overleaf, available on request or accessible at <http://www.sgs.com/en/Terms-and-Conditions.aspx> and, for electronic format documents, subject to Terms and Conditions for Electronic Documents at <http://www.sgs.com/en/Terms-and-Conditions/Terms-e-Documents.aspx>. Attention is drawn to the limitation of liability, indemnification and jurisdiction issues defined therein. Any holder of this document is advised that information contained hereon reflects the Company's findings at the time of its intervention only and within the limits of Client's instructions, if any. The Company's sole responsibility is to its Client and this document does not exonerate parties to a transaction from exercising all their rights and obligations under the transaction documents. This document cannot be reproduced except in full, without prior written approval of the Company. Any unauthorized alteration, forgery or falsification of the content or appearance of this document is unlawful and offenders may be prosecuted to the fullest extent of the law. Unless otherwise stated the results shown in this test report refer only to the sample(s) tested and such sample(s) are retained for 30 days only.
Attention: To check the authenticity of testing / inspection report & certificate, please contact us at telephone: (86-755) 8307 1443, or email: CN.Doccheck@sgs.com

SGS-CSTC Standards Technical Services Co., Ltd.
Shenzhen Branch EMC Laboratory

No.1 Workshop, M-10, Middle Section, Science & Technology Park, Shenzhen, China 518057 t (86-755) 26012053 f (86-755) 26710594 www.sgs.com.cn
中国·深圳·科技园中区M-10栋一号厂房 邮编: 518057 t (86-755) 26012053 f (86-755) 26710594 sgs.china@sgs.com

5 Equipment List

Conducted Emissions at Mains Terminals (150kHz-30MHz)					
Equipment	Manufacturer	Model No	Inventory No	Cal Date	Cal Due Date
Shielding Room	ChangZhou ZhongYu	GB-88	SEM001-06	2017-05-10	2020-05-09
Measurement Software	AUDIX	e3 V5.4.1221d	N/A	N/A	N/A
Coaxial Cable	SGS	N/A	SEM024-01	2018-07-12	2019-07-11
LISN	Rohde & Schwarz	ENV216	SEM007-01	2018-09-25	2019-09-24
LISN	ETS-LINDGREN	3816/2	SEM007-02	2018-04-02	2019-04-01
EMI Test Receiver	Rohde & Schwarz	ESCI	SEM004-02	2018-04-02	2019-04-01

Radiated Emissions (30MHz-1GHz)					
Equipment	Manufacturer	Model No	Inventory No	Cal Date	Cal Due Date
3m Semi-Anechoic Chamber	ETS-LINDGREN	N/A	SEM001-01	2017-08-05	2020-08-04
Measurement Software	AUDIX	e3 V8.2014-6-27	N/A	N/A	N/A
Coaxial Cable	SGS	N/A	SEM025-01	2018-07-12	2019-07-11
EMI Test Receiver	Agilent Technologies	N9038A	SEM004-05	2018-09-25	2019-09-24
BiConiLog Antenna (26-3000MHz)	ETS-LINDGREN	3142C	SEM003-01	2017-06-27	2020-06-26
Pre-amplifier (0.1-1300MHz)	Agilent Technologies	8447D	SEM005-01	2018-04-02	2019-04-01

Radiated Emissions (above 1GHz)					
Equipment	Manufacturer	Model No	Inventory No	Cal Date	Cal Due Date
3m Semi-Anechoic Chamber	AUDIX	N/A	SEM001-02	2018-03-13	2021-03-12
Measurement Software	AUDIX	e3 V8.2014-6-27	N/A	N/A	N/A
Coaxial Cable	SGS	N/A	SEM026-01	2018-07-12	2019-07-11
EXA Spectrum Analyzer	Agilent Technologies Inc	N9010A	SEM004-09	2018-04-13	2019-04-12
Horn Antenna (1-18GHz)	Rohde & Schwarz	HF907	SEM003-07	2018-04-13	2021-04-12
Pre-Amplifier (0.1-26.5GHz)	Compliance Directions Systems Inc.	PAP-0126	SEM004-11	2018-09-27	2019-09-26



SGS-CSTC Standards Technical Services Co., Ltd.
Shenzhen Branch

Report No.: ZR/2018/C000708

Page: 8 of 25

General used equipment					
Equipment	Manufacturer	Model No	Inventory No	Cal Date	Cal Due Date
Humidity/ Temperature Indicator	Shanghai Meteorological Industry Factory	ZJ1-2B	SEM002-03	2018-09-27	2019-09-26
Humidity/ Temperature Indicator	Shanghai Meteorological Industry Factory	ZJ1-2B	SEM002-04	2018-09-27	2019-09-26
Humidity/ Temperature Indicator	Mingle	N/A	SEM002-08	2018-09-27	2019-09-26
Barometer	Changchun Meteorological Industry Factory	DYM3	SEM002-01	2018-04-08	2019-04-07



Unless otherwise agreed in writing, this document is issued by the Company subject to its General Conditions of Service printed overleaf, available on request or accessible at <http://www.sgs.com/en/Terms-and-Conditions.aspx> and, for electronic format documents, subject to Terms and Conditions for Electronic Documents at <http://www.sgs.com/en/Terms-and-Conditions/Terms-e-Documents.aspx>. Attention is drawn to the limitation of liability, indemnification and jurisdiction issues defined therein. Any holder of this document is advised that information contained hereon reflects the Company's findings at the time of its intervention only and within the limits of Client's instructions, if any. The Company's sole responsibility is to its Client and this document does not exonerate parties to a transaction from exercising all their rights and obligations under the transaction documents. This document cannot be reproduced except in full, without prior written approval of the Company. Any unauthorized alteration, forgery or falsification of the content or appearance of this document is unlawful and offenders may be prosecuted to the fullest extent of the law. Unless otherwise stated the results shown in this test report refer only to the sample(s) tested and such sample(s) are retained for 30 days only.

Attention: To check the authenticity of testing / inspection report & certificate, please contact us at telephone: (86-755) 8307 1443, or email: CN.Doccheck@sgs.com

SGS-CSTC Standards Technical Services Co., Ltd.
Shenzhen Branch

No.1 Workshop, M-10, Middle Section, Science & Technology Park, Shenzhen, China 518057 t (86-755) 26012053 f (86-755) 26710594 www.sgs.com.cn
中国·深圳·科技园中区M-10栋一号厂房 邮编: 518057 t (86-755) 26012053 f (86-755) 26710594 sgs.china@sgs.com

Member of the SGS Group (SGS SA)



6 Emission Test Results

6.1 Conducted Emissions at Mains Terminals (150kHz-30MHz)

Test Requirement:	47 CFR Part 15, Subpart B
Test Method:	ANSI C63.4:2014
Frequency Range:	150kHz to 30MHz
Limit:	
0.15M-0.5MHz	66dB(μV)-56dB(μV) quasi-peak, 56dB(μV)-46dB(μV) average
0.5M-5MHz	56dB(μV) quasi-peak, 46dB(μV) average
5M-30MHz	60dB(μV) quasi-peak, 50dB(μV) average
Detector:	Peak for pre-scan (9kHz resolution bandwidth) 0.15M to 30MHz



Unless otherwise agreed in writing, this document is issued by the Company subject to its General Conditions of Service printed overleaf, available on request or accessible at <http://www.sgs.com/en/Terms-and-Conditions.aspx> and, for electronic format documents, subject to Terms and Conditions for Electronic Documents at <http://www.sgs.com/en/Terms-and-Conditions/Terms-e-Documents.aspx>. Attention is drawn to the limitation of liability, indemnification and jurisdiction issues defined therein. Any holder of this document is advised that information contained hereon reflects the Company's findings at the time of its intervention only and within the limits of Client's instructions, if any. The Company's sole responsibility is to its Client and this document does not exonerate parties to a transaction from exercising all their rights and obligations under the transaction documents. This document cannot be reproduced except in full, without prior written approval of the Company. Any unauthorized alteration, forgery or falsification of the content or appearance of this document is unlawful and offenders may be prosecuted to the fullest extent of the law. Unless otherwise stated the results shown in this test report refer only to the sample(s) tested and such sample(s) are retained for 30 days only.
Attention: To check the authenticity of testing / inspection report & certificate, please contact us at telephone: (86-755) 8307 1443, or email: CN_Doccheck@sgs.com

SGS-CSTC Standards Technical Services Co., Ltd.
Shenzhen Branch

No.1 Workshop, M-10, Middle Section, Science & Technology Park, Shenzhen, China 518057 t (86-755) 26012053 f (86-755) 26710594 www.sgsgroup.com.cn
中国·深圳·科技园中区M-10栋一号厂房 邮编: 518057 t (86-755) 26012053 f (86-755) 26710594 sgs.china@sgs.com

6.1.1 E.U.T. Operation

Operating Environment:

Temperature: 20.8 °C Humidity: 58.4 % RH Atmospheric Pressure: 1030 mbar

Pretest these j: Telecom Idle+BT+WLAN+GPS Rx+battery+Charging Dock

modes to find k: Transfer data between the EUT and the PC

the worst case:

l: WCDMA Band II+BT+WLAN+GPS Rx+battery+Charging Dock

m: WCDMA Band VI+BT+WLAN+GPS Rx+battery+Charging Dock

n: WCDMA Band V+BT+WLAN+GPS Rx+battery+Charging Dock

o: LTE band 2+BT+WLAN+GPS Rx+battery+Charging Dock

p: LTE band 4+BT+WLAN+GPS Rx+battery+Charging Dock

q: LTE band 5+BT+WLAN+GPS Rx+battery+Charging Dock

r: LTE band 12+BT+WLAN+GPS Rx+battery+Charging Dock

s: LTE band 13+BT+WLAN+GPS Rx+battery+Charging Dock

t: LTE band 17+BT+WLAN+GPS Rx+battery+Charging Dock

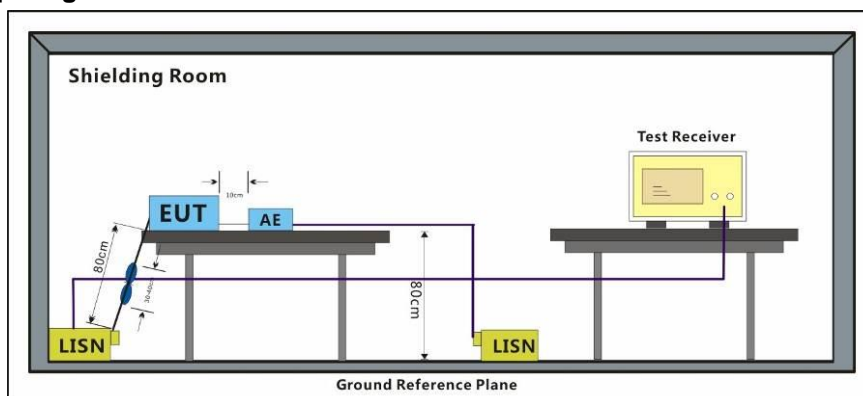
The worst case

j: Telecom Idle+BT+WLAN+GPS Rx+battery+Charging Dock

for final test:

k: Transfer data between the EUT and the PC

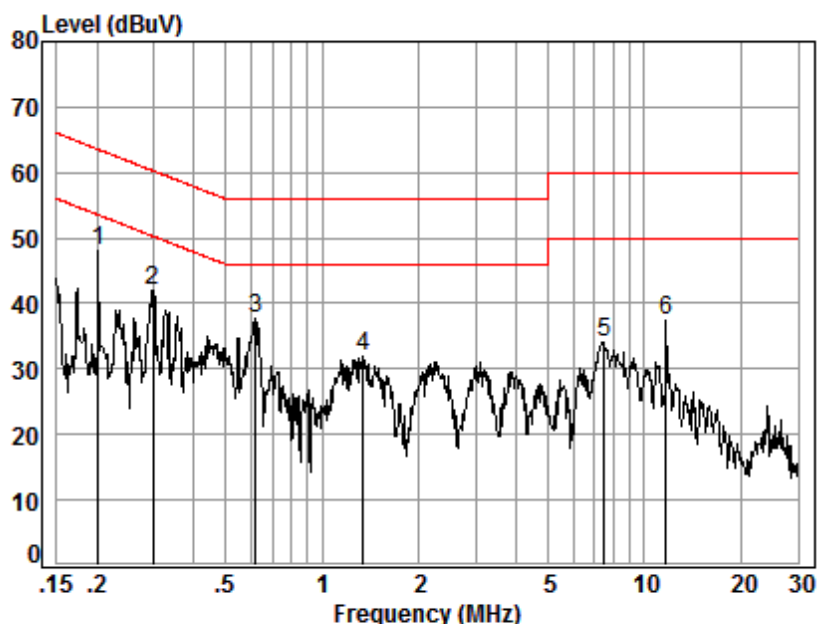
6.1.2 Test Setup Diagram



6.1.3 Measurement Data

An initial pre-scan was performed with peak detector. Quasi-Peak or Average measurement were performed at the frequencies with maximized peak emission were detected.

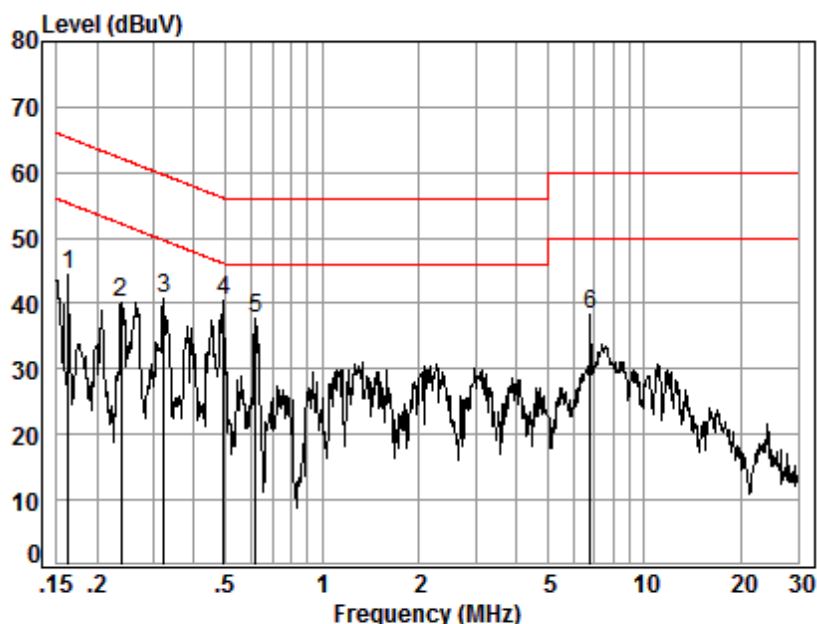
Mode:j; Line:Live Line



Site : Shielding Room
Condition: Line
Job No. : C0007
Test mode: j

	Freq	Cable Loss	LISN Factor	Read Level	Level	Limit Line	Over Limit	Remark
	MHz	dB	dB	dBuV	dBuV	dBuV	dB	
1	0.20	0.02	9.66	38.52	48.20	53.54	-5.34	Peak
2	0.30	0.04	9.67	32.18	41.89	50.28	-8.39	Peak
3	0.62	0.07	9.67	28.01	37.75	46.00	-8.25	Peak
4	1.34	0.12	9.73	22.12	31.97	46.00	-14.03	Peak
5	7.49	0.17	9.79	24.16	34.12	50.00	-15.88	Peak
6	11.68	0.19	10.04	27.26	37.49	50.00	-12.51	Peak

Mode:j; Line:Neutral Line



Site : Shielding Room

Condition: Neutral

Job No. : C0007

Test mode: j

	Freq	Cable Loss	LISN Factor	Read Level	Level	Limit Line	Over Limit	Remark
	MHz	dB	dB	dBuV	dBuV	dBuV	dB	
1	0.16	0.01	9.64	34.67	44.32	55.30	-10.98	Peak
2	0.24	0.03	9.64	30.43	40.10	52.17	-12.07	Peak
3	0.32	0.04	9.64	31.14	40.82	49.66	-8.84	Peak
4	0.49	0.06	9.64	30.77	40.47	46.10	-5.63	Peak
5	0.62	0.07	9.64	27.93	37.64	46.00	-8.36	Peak
6	6.81	0.17	9.76	28.47	38.40	50.00	-11.60	Peak

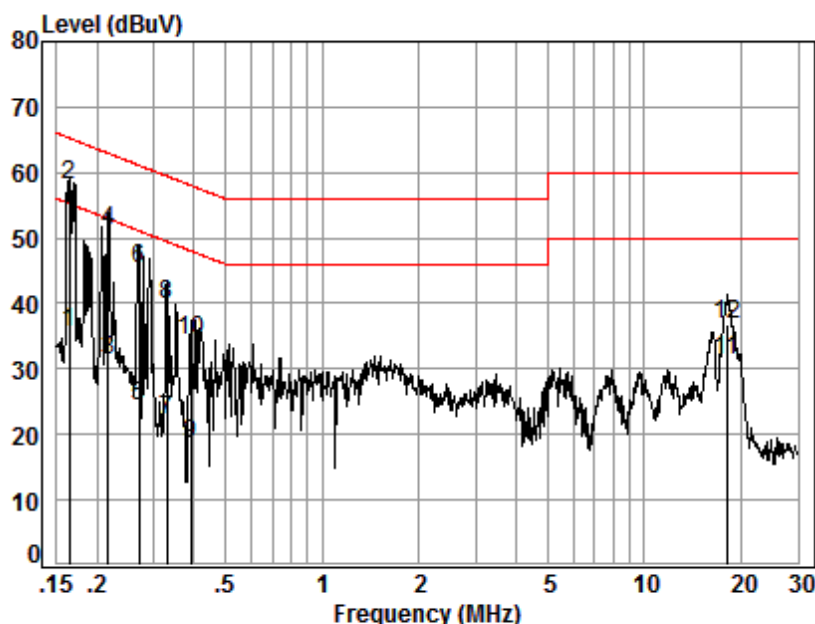


Unless otherwise agreed in writing, this document is issued by the Company subject to its General Conditions of Service printed overleaf, available on request or accessible at <http://www.sgs.com/en/Terms-and-Conditions.aspx> and, for electronic format documents, subject to Terms and Conditions for Electronic Documents at <http://www.sgs.com/en/Terms-and-Conditions/Terms-e-Documents.aspx>. Attention is drawn to the limitation of liability, indemnification and jurisdiction issues defined therein. Any holder of this document is advised that information contained hereon reflects the Company's findings at the time of its intervention only and within the limits of Client's instructions, if any. The Company's sole responsibility is to its Client and this document does not exonerate parties to a transaction from exercising all their rights and obligations under the transaction documents. This document cannot be reproduced except in full, without prior written approval of the Company. Any unauthorized alteration, forgery or falsification of the content or appearance of this document is unlawful and offenders may be prosecuted to the fullest extent of the law. Unless otherwise stated the results shown in this test report refer only to the sample(s) tested and such sample(s) are retained for 30 days only.

SGS-CSTC Standards Technical Services Co., Ltd.
Shenzhen Branch

No.1 Workshop, M-10, Middle Section, Science & Technology Park, Shenzhen, China 518057 t (86-755) 26012053 f (86-755) 26710594 www.sgs.com.cn
中国·深圳·科技园中区M-10栋一号厂房 邮编: 518057 t (86-755) 26012053 f (86-755) 26710594 sgs.china@sgs.com

Mode:k; Line:Live Line



Site : Shielding Room

Condition: Line

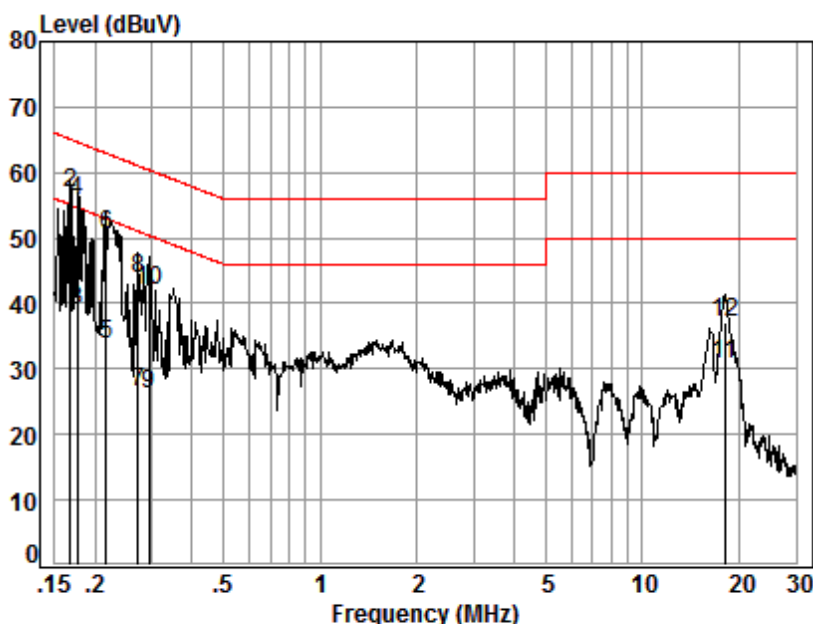
Job No. : C0007

Test mode: k

	Freq	Cable Loss	LISN Factor	Read Level	Level	Limit Line	Over Limit	Remark
	MHz	dB	dB	dBuV	dBuV	dBuV	dB	
1	0.16	0.01	9.66	26.05	35.72	55.25	-19.53	Average
2	0.16	0.01	9.66	48.35	58.02	65.25	-7.23	QP
3	0.22	0.03	9.66	21.63	31.32	52.92	-21.60	Average
4	0.22	0.03	9.66	41.39	51.08	62.92	-11.84	QP
5	0.27	0.03	9.67	14.52	24.22	51.12	-26.90	Average
6	0.27	0.03	9.67	35.54	45.24	61.12	-15.88	QP
7	0.33	0.04	9.67	12.56	22.27	49.49	-27.22	Average
8	0.33	0.04	9.67	30.11	39.82	59.49	-19.67	QP
9	0.39	0.05	9.67	8.70	18.42	48.03	-29.61	Average
10	0.39	0.05	9.67	24.70	34.42	58.03	-23.61	QP
11	18.04	0.23	10.16	21.05	31.44	50.00	-18.56	Average
12	18.04	0.23	10.16	26.28	36.67	60.00	-23.33	QP



Mode:k; Line:Neutral Line



Site : Shielding Room
Condition: Neutral
Job No. : C0007
Test mode: k

	Freq	Cable Loss	LISN Factor	Read Level	Level	Limit Line	Over Limit	Remark
	MHz	dB	dB	dBuV	dBuV	dBuV	dB	
1	0.17	0.01	9.64	30.81	40.46	55.08	-14.62	Average
2	0.17	0.01	9.64	47.23	56.88	65.08	-8.20	QP
3	0.18	0.02	9.64	29.35	39.01	54.64	-15.63	Average
4	0.18	0.02	9.64	45.95	55.61	64.64	-9.03	QP
5	0.22	0.03	9.64	24.03	33.70	52.92	-19.22	Average
6	0.22	0.03	9.64	40.80	50.47	62.92	-12.45	QP
7	0.27	0.04	9.64	16.93	26.61	51.03	-24.42	Average
8	0.27	0.04	9.64	34.05	43.73	61.03	-17.30	QP
9	0.29	0.04	9.64	16.61	26.29	50.41	-24.12	Average
10	0.29	0.04	9.64	32.28	41.96	60.41	-18.45	QP
11	18.04	0.23	10.20	20.33	30.76	50.00	-19.24	Average
12	18.04	0.23	10.20	26.66	37.09	60.00	-22.91	QP



6.2 Radiated Emissions (30MHz-1GHz)

Test Requirement: 47 CFR Part 15, Subpart B
Test Method: ANSI C63.4:2014
Frequency Range: 30MHz to 1GHz
Measurement Distance: 3m
Limit:
30MHz -88MHz 40.0(dBμV/m) quasi-peak
88MHz-216MHz 43.5(dBμV/m) quasi-peak
216MHz-960MHz 46.0(dBμV/m) quasi-peak
960MHz-1000MHz 54.0(dBμV/m) quasi-peak
Detector: Peak for pre-scan (120kHz resolution bandwidth) 30M to1000MHz



6.2.1 E.U.T. Operation

Operating Environment:

Temperature: 20 °C Humidity: 54.5 % RH Atmospheric Pressure: 1030 mbar

Pretest these j: Telecom Idle+BT+WLAN+GPS Rx+battery+Charging Dock

modes to find k: Transfer data between the EUT and the PC

the worst case:

l: WCDMA Band II+BT+WLAN+GPS Rx+battery+Charging Dock

m: WCDMA Band VI+BT+WLAN+GPS Rx+battery+Charging Dock

n: WCDMA Band V+BT+WLAN+GPS Rx+battery+Charging Dock

o: LTE band 2+BT+WLAN+GPS Rx+battery+Charging Dock

p: LTE band 4+BT+WLAN+GPS Rx+battery+Charging Dock

q: LTE band 5+BT+WLAN+GPS Rx+battery+Charging Dock

r: LTE band 12+BT+WLAN+GPS Rx+battery+Charging Dock

s: LTE band 13+BT+WLAN+GPS Rx+battery+Charging Dock

t: LTE band 17+BT+WLAN+GPS Rx+battery+Charging Dock

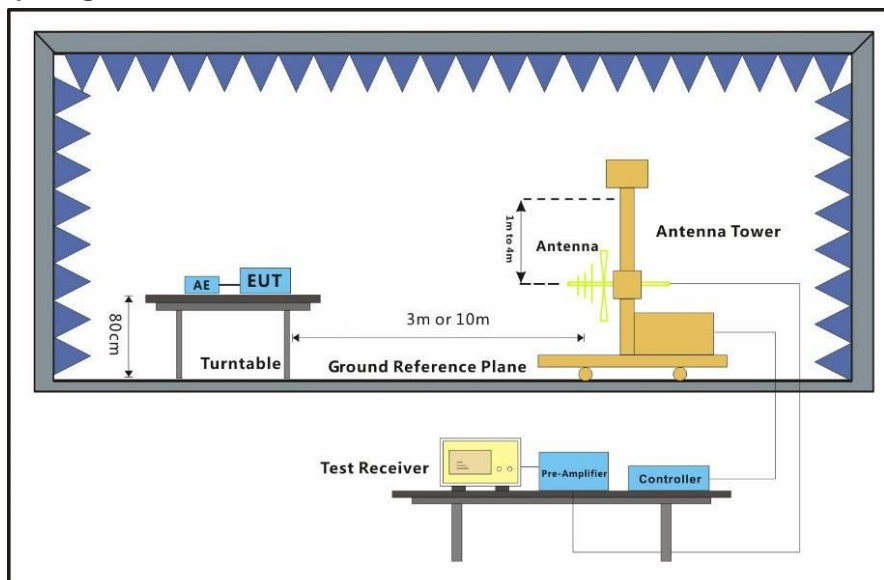
The worst case

j: Telecom Idle+BT+WLAN+GPS Rx+battery+Charging Dock

for final test:

k: Transfer data between the EUT and the PC

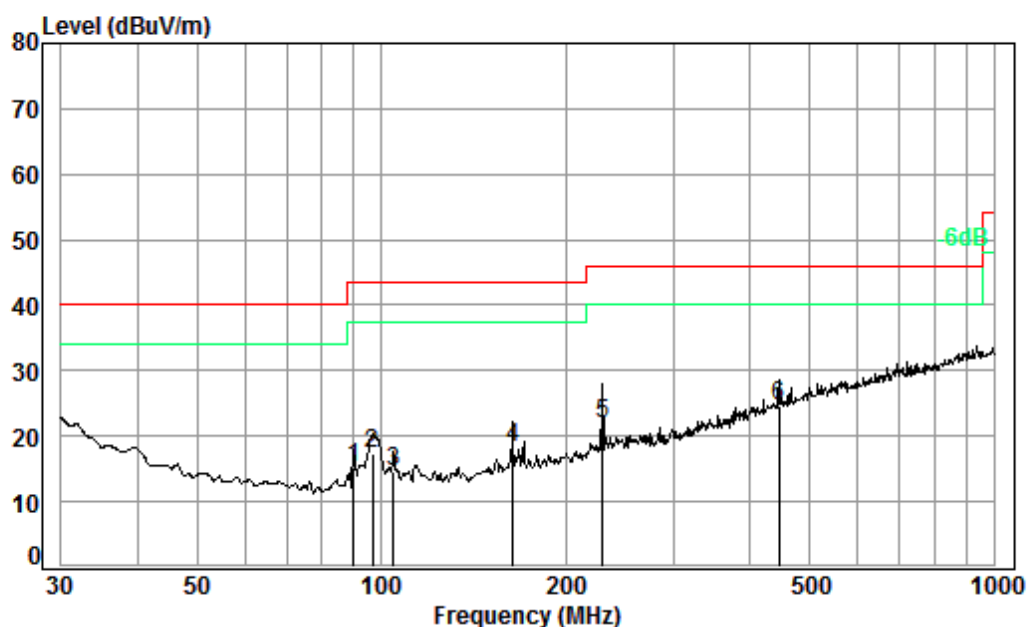
6.2.2 Test Setup Diagram



6.2.3 Measurement Data

An initial pre-scan was performed in the chamber using the spectrum analyser in peak detection mode. Quasi-peak measurements were conducted based on the peak sweep graph. The EUT was measured by BiConiLog antenna with 2 orthogonal polarities.

Mode:j; Polarization:Horizontal



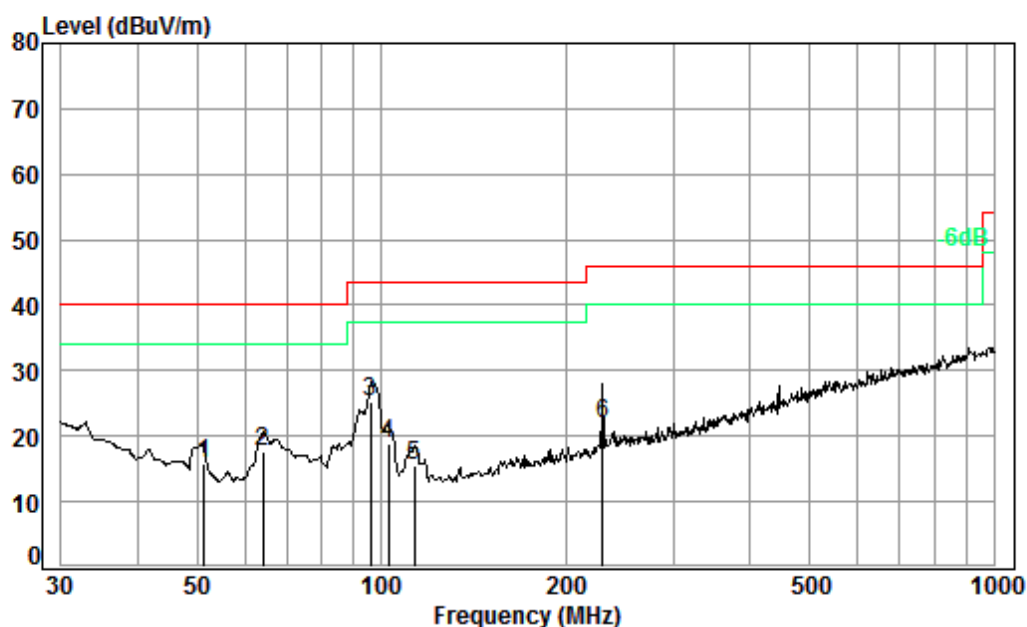
Condition: 3m HORIZONTAL

Job No. : C0007

Test mode: j

	Freq	Cable Loss	Ant Factor	Preamp Factor	Read Level	Level	Limit Line	Over Limit
	MHz	dB	dB/m	dB	dBuV	dBuV/m	dBuV/m	dB
1	90.22	1.10	13.12	27.36	28.23	15.09	43.50	-28.41
2	96.77	1.17	13.72	27.35	29.82	17.36	43.50	-26.14
3	104.54	1.21	13.78	27.32	26.91	14.58	43.50	-28.92
4	163.76	1.34	15.58	27.03	28.39	18.28	43.50	-25.22
5	230.10	1.57	18.03	26.81	29.26	22.05	46.00	-23.95
6 pp	446.41	2.40	23.48	27.39	26.01	24.50	46.00	-21.50

Mode:j; Polarization:Vertical



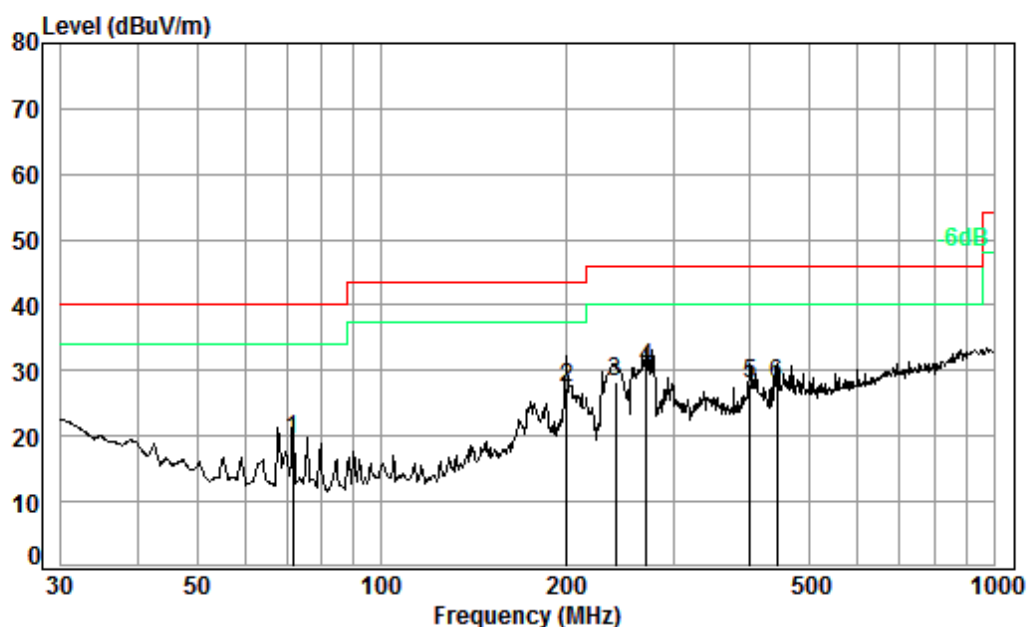
Condition: 3m VERTICAL

Job No. : C0007

Test mode: j

	Freq	Cable Loss	Ant Factor	Preamp Factor	Read Level	Level	Limit Line	Over Limit
	MHz	dB	dB/m	dB	dBuV	dBuV/m	dBuV/m	dB
1	51.30	0.80	14.06	27.41	28.29	15.74	40.00	-24.26
2	63.98	0.80	13.03	27.39	31.20	17.64	40.00	-22.36
3 pp	96.10	1.16	13.66	27.35	37.74	25.21	43.50	-18.29
4	102.72	1.21	13.87	27.33	31.25	19.00	43.50	-24.50
5	113.32	1.24	13.38	27.27	28.24	15.59	43.50	-27.91
6	230.10	1.57	18.03	26.81	29.17	21.96	46.00	-24.04

Mode:k; Polarization:Horizontal



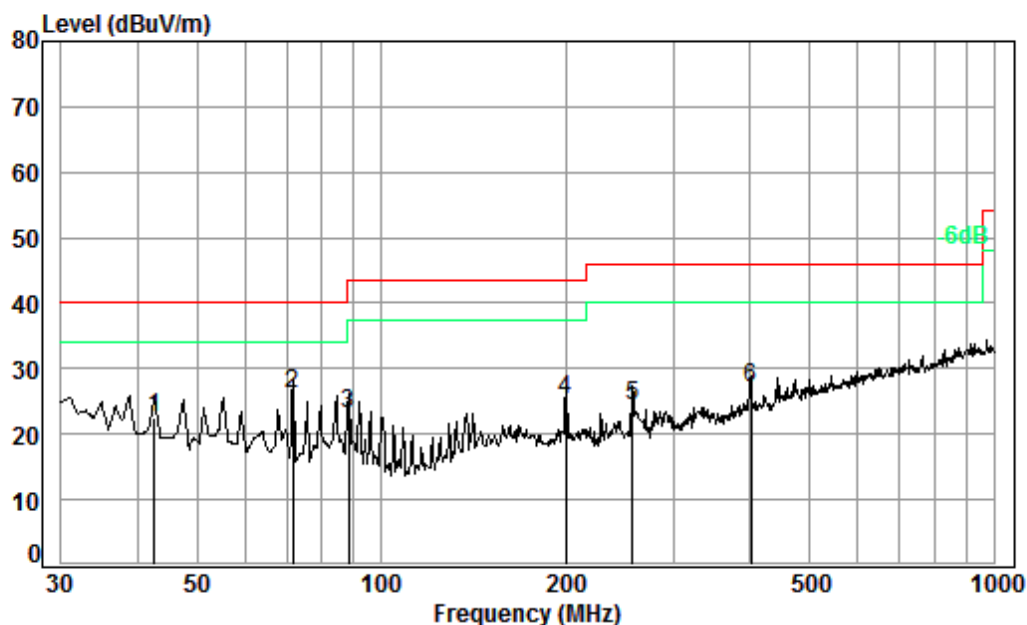
Condition: 3m HORIZONTAL

Job No. : C0007

Test mode: k

	Freq	Cable Loss	Ant Factor	Preamp Factor	Read Level	Level	Limit Line	Over Limit
	MHz	dB	dB/m	dB	dBuV	dBuV/m	dBuV/m	dB
1	71.83	0.86	12.65	27.38	33.29	19.42	40.00	-20.58
2	200.69	1.40	16.53	26.90	36.33	27.36	43.50	-16.14
3	240.83	1.63	18.81	26.78	34.50	28.16	46.00	-17.84
4 pp	271.32	1.77	18.93	26.70	36.46	30.46	46.00	-15.54
5	400.43	2.20	22.41	27.19	30.71	28.13	46.00	-17.87
6	441.74	2.38	23.38	27.37	29.73	28.12	46.00	-17.88

Mode:k; Polarization:Vertical



Condition: 3m VERTICAL

Job No. : C0007

Test mode: k

	Freq	Cable Loss	Ant Factor	Preamp Factor	Read Level	Level	Limit Line	Over Limit
	MHz	dB	dB/m	dB	dBuV	dBuV/m	dBuV/m	dB
1	42.60	0.66	16.57	27.42	32.71	22.52	40.00	-17.48
2 pp	71.83	0.86	12.65	27.38	40.11	26.24	40.00	-13.76
3	88.34	1.10	12.93	27.36	36.39	23.06	43.50	-20.44
4	199.99	1.40	16.50	26.90	34.27	25.27	43.50	-18.23
5	257.42	1.71	19.06	26.74	30.33	24.36	46.00	-21.64
6	401.84	2.21	22.45	27.19	29.53	27.00	46.00	-19.00



6.3 Radiated Emissions (above 1GHz)

Test Requirement: 47 CFR Part 15, Subpart B
Test Method: ANSI C63.4:2014
Frequency Range: Above 1GHz
Measurement Distance: 3m
Limit:
Above 1GHz 74(dBμV/m) peak, 54(dBμV/m) average
Detector: Peak for pre-scan (1000kHz resolution bandwidth) 1000M to18000MHz



6.3.1 E.U.T. Operation

Operating Environment:

Temperature: 19.5 °C Humidity: 50.4 % RH Atmospheric Pressure: 1030 mbar

Pretest these j: Telecom Idle+BT+WLAN+GPS Rx+battery+Charging Dock

modes to find k: Transfer data between the EUT and the PC

the worst case:

l: WCDMA Band II+BT+WLAN+GPS Rx+battery+Charging Dock

m: WCDMA Band VI+BT+WLAN+GPS Rx+battery+Charging Dock

n: WCDMA Band V+BT+WLAN+GPS Rx+battery+Charging Dock

o: LTE band 2+BT+WLAN+GPS Rx+battery+Charging Dock

p: LTE band 4+BT+WLAN+GPS Rx+battery+Charging Dock

q: LTE band 5+BT+WLAN+GPS Rx+battery+Charging Dock

r: LTE band 12+BT+WLAN+GPS Rx+battery+Charging Dock

s: LTE band 13+BT+WLAN+GPS Rx+battery+Charging Dock

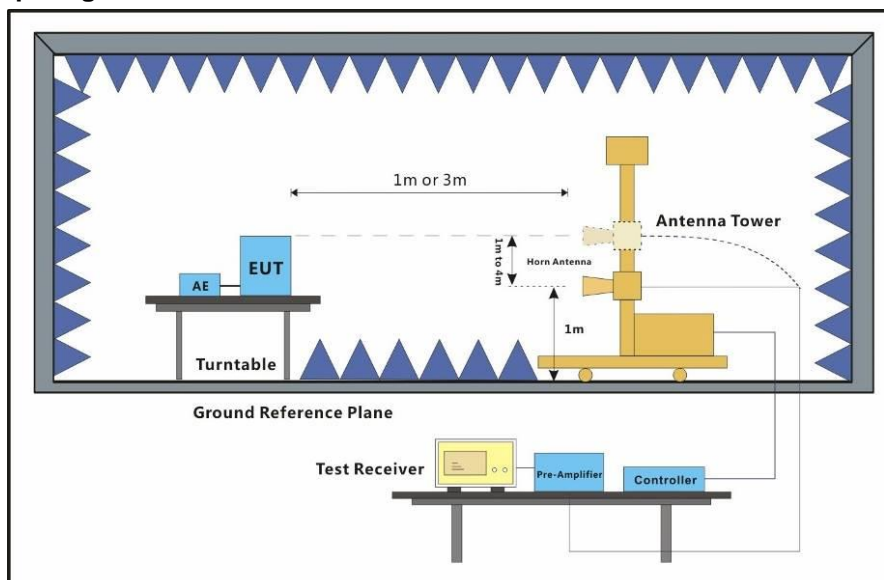
t: LTE band 17+BT+WLAN+GPS Rx+battery+Charging Dock

The worst case

k: Transfer data between the EUT and the PC

for final test:

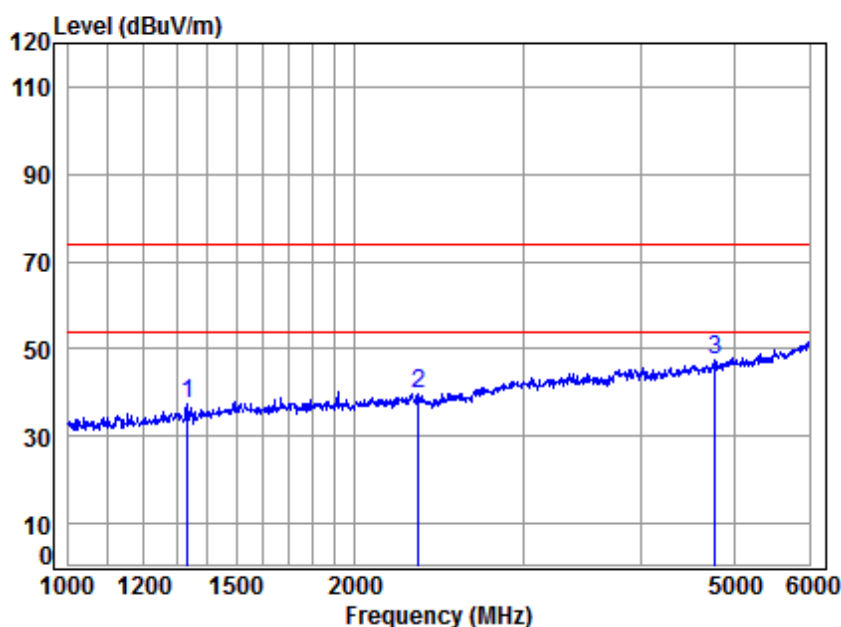
6.3.2 Test Setup Diagram



6.3.3 Measurement Data

An initial pre-scan was performed in the chamber using the spectrum analyser in peak detection mode. Average measurements were conducted based on the peak sweep graph. The EUT was measured by Horn antenna with 2 orthogonal polarities.

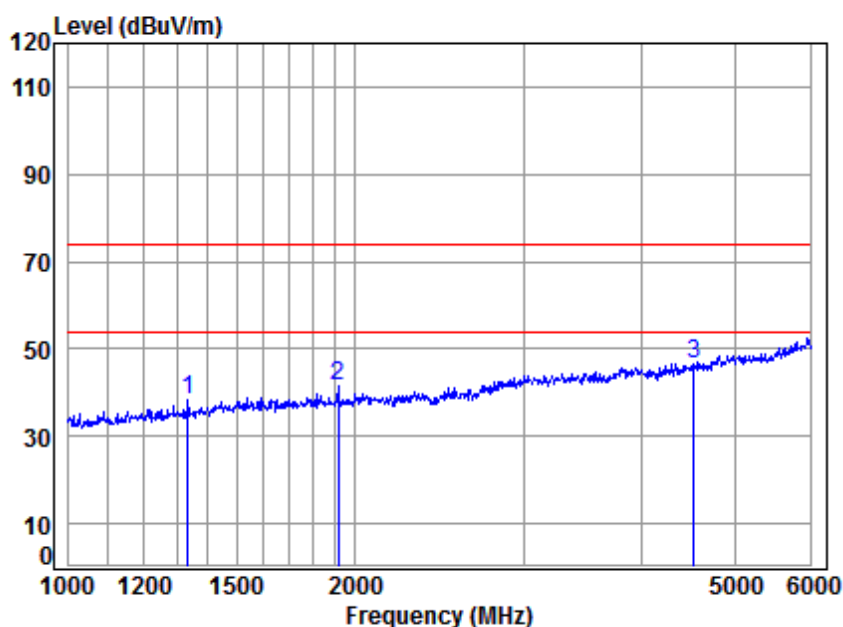
Mode:k; Polarization:Horizontal



Site : chamber
Condition: 3m HORIZONTAL
Job No : C0007
Mode : k

	Freq	Cable Loss	Ant Factor	Preamp Factor	Read Level	Level	Limit Line	Over Limit	Remark
	MHz	dB	dB/m	dB	dBuV	dBuV/m	dBuV/m	dB	
1	1334.389	4.92	25.17	40.59	47.94	37.44	74.00	-36.56	Peak
2	2329.632	5.39	28.42	41.15	47.04	39.70	74.00	-34.30	Peak
3	4778.879	7.86	33.94	43.59	49.14	47.35	74.00	-26.65	Peak

Mode:k; Polarization:Vertical



Site : chamber
Condition: 3m VERTICAL
Job No : C0007
Mode : k

	Freq	Cable Loss	Ant Factor	Preamp Factor	Read Level	Level	Limit Line	Over Limit	Remark
	MHz	dB	dB/m	dB	dBuV	dBuV/m	dBuV/m	dB	
1	1334.389	4.92	25.17	40.59	48.83	38.33	74.00	-35.67	Peak
2	1916.324	4.99	27.50	40.95	49.81	41.35	74.00	-32.65	Peak
3	4528.783	7.59	33.64	43.33	48.86	46.76	74.00	-27.24	Peak



Remark:

1) Scan from 1GHz to 13GHz, The disturbance above 6GHz was very low and all noise floor. The above radiated emissions were the highest point could be found when testing, so only the above radiated emissions had been displayed.

7 Photographs

7.1 Test Setup

Refer to Setup Photos

7.2 EUT Constructional Details (EUT Photos)

Refer to EUT external and internal photos

- End of the Report -



SGS-CSTC Standards Technical Services Co., Ltd.
Shenzhen Branch

Unless otherwise agreed in writing, this document is issued by the Company subject to its General Conditions of Service printed overleaf, available on request or accessible at <http://www.sgs.com/en/Terms-and-Conditions.aspx> and, for electronic format documents, subject to Terms and Conditions for Electronic Documents at <http://www.sgs.com/en/Terms-and-Conditions/Terms-e-Documents.aspx>. Attention is drawn to the limitation of liability, indemnification and jurisdiction issues defined therein. Any holder of this document is advised that information contained hereon reflects the Company's findings at the time of its intervention only and within the limits of Client's instructions, if any. The Company's sole responsibility is to its Client and this document does not exonerate parties to a transaction from exercising all their rights and obligations under the transaction documents. This document cannot be reproduced except in full, without prior written approval of the Company. Any unauthorized alteration, forgery or falsification of the content or appearance of this document is unlawful and offenders may be prosecuted to the fullest extent of the law. Unless otherwise stated the results shown in this test report refer only to the sample(s) tested and such sample(s) are retained for 30 days only.
Attention: To check the authenticity of testing / inspection report & certificate, please contact us at telephone: (86-755) 8307 1443, or email: CN_Doccheck@sgs.com

No.1 Workshop, M-10, Middle Section, Science & Technology Park, Shenzhen, China 518057 t (86-755) 26012053 f (86-755) 26710594 www.sgsgroup.com.cn
中国·深圳·科技园中区M-10栋一号厂房 邮编: 518057 t (86-755) 26012053 f (86-755) 26710594 sgs.china@sgs.com