编号	变更点	日期	变更人
V1.0	首版下发	2024.07.25	毛雪彬

90mm

120mm

YEELIGHT

YEELIGHT RGBICW PERMANENT OUTDOOR LIGHTS | 45M/150FT

QUICK START GUIDE

正面

What You Get

Product Overview

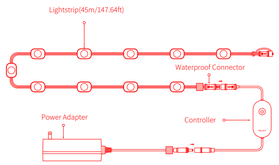

Note: Illustrations of product, accessories, and user interface in the user manual are for reference purposes only. Actual product and functions may vary due to product enhancement.

Installing Your Device

Before you install

1. Unpack the box and check all items that are included.
2. Make sure to power on the strip light and confirm if it lights up.

Installing Steps

1. Install the string lights 5-10cm away from the wall surface.

2. Clean the surface with a cloth or tissue before installing the string lights.

3. Remove the VHB gum backing from the lights.

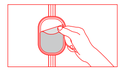

4. Press the lights firmly against the surface for at least 5 seconds.

5. Secure each string light with 4 screw clips.

6. Connect two string lights using the waterproof connector and screw them in place.

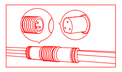

7. Securely screw the waterproof connector cap onto the last section of string lights.

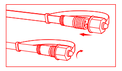

Device Resetting

Press and hold the Power button for 5 seconds within one minute after powering on the device. When the device breaths in blue light, it will start to restore the factory settings. When the light changes to rainbow streamer, it means that the device has been successfully reset.
* When connecting the device to a new phone, you need to reset the device.

Pairing Your Device with Yeelight Fun App

1. Download the Yeelight Fun app from the app store（iOS devices）or Google Play（Android devices）.

Yeelight APP

2. Ensure that the device has been powered on and reset successfully.
3. Turn on Bluetooth on your smartphone.
4. Open the app and follow the onscreen instrutions to complete pairing.

Description of Button Functions

Press once to turn on the light, then press again to cycle through four colors. Long press to turn off the light.

反面

Specifications

Model: YLYDD-0046
Power Factor: 0.5
Rated Input: 36V⎓2A,72W
Rated Input (with Adapter): 100-240V~50/60Hz
Operating Temperature: -10°C to 25°C
Operation Frequency: 2402~2480 MHz
Maximum Output Power: 10 dBm
Size: 45m/150ft
Waterproof: Light string (IP67) Control Box (IP65) Adapter (IP44)
Made in China

Customer service

warranty: 12-Month Limited warranty
Support: Lifetime Technical Support
Email: support@yeelight.com
Official website: https://en.yeelight.com

Manufacturer: Qingdao Yeelink Information Technology Co., Ltd.
Address: 10F-B4, Building B, Qingdao International Innovation Park, No.1 Keyuan Weiyi Road, Laoshan District, Qingdao City, Shandong Province, P.R.China

Learn more at https://en.yeelight.com

© 2020 Yeelink corporation, all rights reserved. Yeelight and its logo are trademarks of Yeelink corporation, registered in the US, EU and other countries. All other trademarks are property of their respective owners.

Warnings & Cautions

Do not use the lightstrip when covered or recessed into a surface.
Do not bend the LED inside the lightstrip more than 90 degrees to avoid damaging the product.
Do not open or cut the lightstrip.
Do not connect parts of this lightstrip with parts of another manufacturer's lightstrip.
Interconnection shall be made only by the use of the supplied connectors. Any open ends must be sealed-off before use.
The LED lightstrip should be used with the provided LED driver only.
To prevent early product failures, the product should only be used in environments with a temperature range of 14 to 77°F (-10 to 25°C).
The product is not water resistant, be cautions when installing and using.
Do not allow children to install the strip light alone.
Unroll the strip lights before powering on.
The light source of this luminaire is not replaceable; when the light source reaches its end of life the whole luminaire shall be replaced.
Under normal use of condition, this equipment should be kept a seperation distance of at least 20cm between the antenna and the body of the user.
This lightstrip is not suitable for general indoor lighting, and can only be used for decorative purposes.

FCC Compliance Statement

This device complies with part 15 of the FCC Rules. Operation is subject to the following two conditions: (1) This device may not cause harmful interference, and (2) this device must accept any interference received, including interference that may cause undesired operation.
Caution: Changes or modifications to this unit not expressly approved by the party responsible for compliance could void the user's authority to operate the equipment..
This device contains licence-exempt transmitter(s)/receiver(s) that comply with Innovation, Science and Economic Development Canada' s licence-exempt RSS(s). Operation is subject to the following two conditions:
(1) This device may not cause interference.
(2) This device must accept any interference, including interference that may cause undesired operation of the device.
NOTE: This equipment has been tested and found to comply with the limits for a Class B digital device, pursuant to part 15 of the FCC Rules. These limits are designed to provide reasonable protection against harmful interference in a residential installation. This equipment generates, uses and can radiate radio frequency energy and, if not installed and used in accordance with the instructions, may cause harmful interference to radio communications. However, there is no guarantee that interference will not occur in a particular installation. If this equipment does cause harmful interference to radio or television reception, which can be determined by turning the equipment off and on, the user is encouraged to try to correct the interference by one or more of the following measures:
—Reorient or relocate the receiving antenna.
—Increase the separation between the equipment and receiver.
—Connect the equipment into an outlet on a circuit different from that to which the receiver is connected.
—Consult the dealer or an experienced radio/TV technician for help.
To satisfy FCC&IC RF exposure requirements, a separation distance of 20 cm or more should be maintained between the antenna of this device and persons during device operation.
To ensure compliance, operations at closer than this distance is not recommended.
Limited by local law regulations, version for North America does not have region selection option.

Supplier's Declaration of Conformity

Under FCC Part 15 SDoC procedure
Product Description: Yeelight Permanent Outdoor Lights
Model Number: YLYDD-0046
Trade Name: **YEELIGHT**
Responsible Party in USA: Yeelight Technology LLC
Testing Laboratory: Intertek Testing Services Zhejiang Ltd.
Addendum to the Test Report: 230900353HAN-001
This device complies with part 15 of the FCC Rules. Operation is subject to the following two conditions: (1) This device may not cause harmful interference, and (2) this device must accept any interference received, including interference that may cause undesired operation.
For and on behalf of Responsible Party

技术要求：
1.材质工艺：金东太空梭80g 无光铜 /风琴折
2.颜色及专色：PT Cool Gray 11C +单黑印刷
3.工艺要求：印刷+联机过油+裁切+折页
4.规格和公差范围：±0.5mm
5.认证信息:有□ 无■
6.裁切整齐、无脏污、无残胶；
7.色相正确、印迹牢靠、套印准确、各色套印不露杂色；
8.可靠性测试满足质量验收标准；
9.产品需符合ROHS环保要求。

项目名称	屋檐灯-北美版-45	青岛易来智能科技股份有限公司 Qingdao Yeelink Information Technology Co., Ltd.			
图纸名称	说明书	审核	秦丹	单位	mm
图纸编号	4-00000XXXX	设计	毛雪彬	比例	1:1
材料	金东太空梭80g无光铜			共1张第1张	

DRAWING INFORMATION IS PROPRIETARY TO Yeelink.IT IS PROHIBITED TO COPY OR DISCLOSE WHOLLY OR IN PART WITHOUT PRIOR WRITTEN CONSENT OF Yeelink.

文件编号	QWI-05-001-F02	版本	A