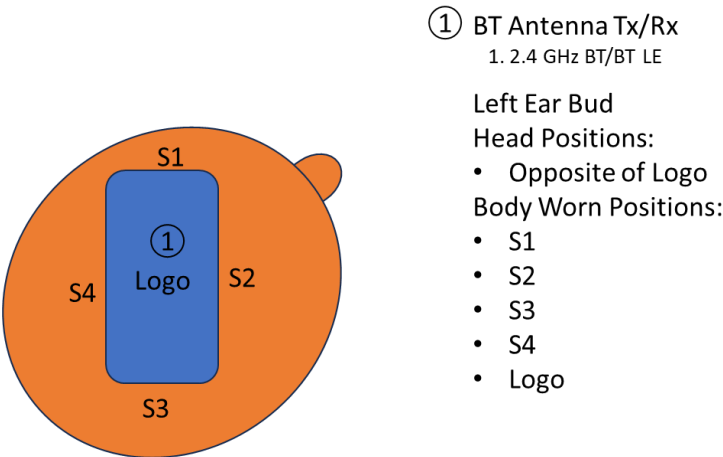


APPENDIX F: DUT ANTENNA DIAGRAM & SAR TEST SETUP PHOTOGRAPHS


FCC ID: BCGA3151	SAR EVALUATION REPORT	Approved by: Technical Manager
DUT Type: Wireless Earbuds		Page 1 of 6




Note: Exact antenna dimensions and separation distances are shown in the Technical Descriptions in the FCC Filing.

Figure F-1
DUT Antenna Locations

FCC ID: BCGA3151	SAR EVALUATION REPORT	Approved by: Technical Manager
DUT Type: Wireless Earbuds		Page 2 of 6




SAR Test Setup Photo 1: Head, Left Earbud, 2 Point, 0 mm




SAR Test Setup Photo 2: Head, Left Earbud, 3 Point, 0 mm

FCC ID: BCGA3151	SAR EVALUATION REPORT	Approved by: Technical Manager
DUT Type: Wireless Earbuds		Page 3 of 6




SAR Test Setup Photo 3: Body-Worn, Left Earbud, Logo, 0 mm




SAR Test Setup Photo 4: Body-Worn, Left Earbud, S1, 0 mm

FCC ID: BCGA3151	SAR EVALUATION REPORT	Approved by: Technical Manager
DUT Type: Wireless Earbuds		Page 4 of 6




SAR Test Setup Photo 5: Body-Worn, Left Earbud, S2, 0 mm



SAR Test Setup Photo 6: Body-Worn, Left Earbud, S3, 0 mm

FCC ID: BCGA3151	SAR EVALUATION REPORT	Approved by: Technical Manager
DUT Type: Wireless Earbuds		Page 5 of 6



SAR Test Setup Photo 7: Body-Worn, Left Earbud, S4, 0 mm

FCC ID: BCGA3151	SAR EVALUATION REPORT	Approved by: Technical Manager
DUT Type: Wireless Earbuds		Page 6 of 6