



EXHIBIT D - TEST SETUP PHOTOGRAPHS

With UFL Connector


Conducted Emissions - Front View




Conducted Emissions - Side View



Radiated Emissions View (Below 30MHz)



Radiated Emissions View (Below 1 GHz)




Radiated Emissions View (Above 1 GHz)




With SMA Connector:

Conducted Emissions - Front View




Conducted Emissions - Side View




For ANT AS4034-1

Radiated Emissions View (Below 30MHz)



Radiated Emissions View (Below 1 GHz)



Radiated Emissions View (Above 1 GHz)



For ANT AS4035-1

Radiated Emissions View (Below 30MHz)



Radiated Emissions View (Below 1 GHz)




Radiated Emissions View (Above 1 GHz)




For ANT AS4038-1

Radiated Emissions View (Below 30MHz)



Radiated Emissions View (Below 1 GHz)



Radiated Emissions View (Above 1 GHz)

