



# TEST SETUP PHOTOS

**Report Number:** 13571601-EP21V1


---

## 1. SCOPE

The purpose of this document is to show test setup diagrams and photos for the following reports.

Reports
13571601-E21


## 2. SETUP PHOTOS




**AC LINE CONDUCTED (FRONT)**







**AC LINE CONDUCTED (BACK)**







**AC LINE WITH LAPTOP (FRONT)**



**AC LINE WITH LAPTOP (BACK)**

**RADIATED RF MEASUREMENT SETUP****BELOW 30 MHz (FRONT)****BELOW 30 MHz (BACK)****BELOW 0.96 GHz (FRONT)****BELOW 0.96 GHz (BACK)**



**Fundamental 6 – 9 GHz (FRONT)****Fundamental 6 – 9 GHz (BACK)****0.96 – 18 GHz (FRONT)****0.96 – 18 GHz (BACK)****18 – 40 GHz (FRONT)****18 – 40 GHz (BACK)**

## END OF REPORT