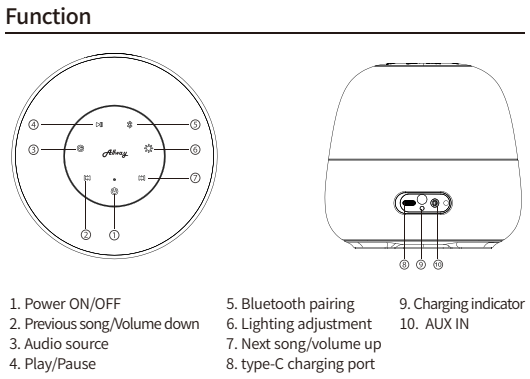


- Caution**
- Do not place near exposed flame sources
 - Do not get wet in the rain or strong impact
 - Replace only with a battery of the same or equivalent type
 - Do not place in a high temperature (above 35℃) humid environment
 - No naked flame sources, such as lighted candles, should be placed on the device
 - Do not open the back cover at will to prevent electric shock and other accidents
 - If consumers use a power adapter for power supply, they should purchase it comply with safety regulations

- System contents**
- ① Speaker unit 1pc ② User manual 1pc ③ Charging cable 1pc



- Function**
1. Power On/Off: Long press to power ON/OFF the speaker.
 2. Previous song:
 - a. Short press to decrease volume.
 - b. Bluetooth, USB play Mode: long press to switch to the previous song.
 3. Audio source:
 - a. Short press to switch the audio source, and switch the USB play Mode/Bluetooth/AUX audio source in turn.
 - b. The indicator shows the corresponding color: white-AUX audio source/green-USB play Mode/blue-Bluetooth mode.
 4. Play/Pause:
 - a. Bluetooth audio source and USB play Mode: short press to play/pause music.
 - b. Bluetooth connection call mode: short press to answer the call when there is an incoming call, and short press again to hang up the call.
 5. Bluetooth pairing:
 - a. Bluetooth mode: short press to switch to Bluetooth pairing mode, the Bluetooth pairing name is "Allway Halo 20", if you are prompted to enter a password during the connection process, please enter "0000".
 - b. Bluetooth connection call mode: long press to reject incoming calls.
 - c. Bluetooth mode: long press to disconnect the Bluetooth connection to enter the pairing state.
 6. Lighting adjustment:
 - a. Short press to adjust the RGB lighting mode, support multiple lighting mode adjustment.
 7. Next song:
 - a. Short press to increase volume.
 - b. Bluetooth, USB play Mode: long press to switch to the next song.

Specifications:

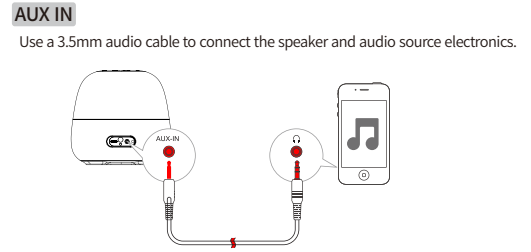
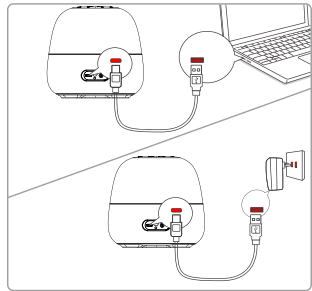
Model No.:Halo 20	Output power: 12W (6Wx2 (RMS))
Frequency Response: 20Hz~20kHz	Speaker unit: 1.5"X 2 PCS
S/N ratio: >70dB	Battery capacity: 4000mAh
Power input: 5V=2A	Product size: W140*H132*D140mm
Working frequency :2400MHz-2483.5MHz	

Connection diagram

Charge:

Use a Type C charging cable to connect to a computer or an AC adapter with a Type C interface to charge. Red light on means charging, red light off means fully charged

Tip: When the speaker is low battery, there will be a prompt tone, please charge it in time to avoid battery damage.



Shenzhen TKT Innovations Co., Limited

Tel:400-7882-050

Fenda Hi-Tech Park, Zhoushi Road,Shiyan Baoan District, Shenzhen,China



Application Function

1. Using the Allway official application, you can control the RGB lighting effect, switch the audio source.
2. You can switch the sound effect according to your preference, you can switch to: default sound effect/bass enhanced effect/clear vocal.
3. There is a feature to help you have quality sleep, opening this mode, the speaker will be played music automatically, There are some music for your selection in application.

FAQ

Speaker is silent, what should I do?

- Please check whether the cable is connected correctly;
- Please check whether the volume is turned to the minimum;
- Please check whether the bluetooth device is on and whether the connection is successful;
- If the sound is cut off in Bluetooth mode, please bring the speaker close to your Bluetooth device;
- If the bluetooth connection is unsuccessful, please try restart the speaker,and then connect to the bluetooth device;
- When you use the 3.5mm audio source interface to play music, adjust the volume to an appropriate level.
- If you need other services or have any questions, please call Shenzhen TKT Innovations Co., Limited.(For details, please refer to the company's after-sales service card).

APP Download Guide

1. Support smartphone, Android and IOS system.
2. Download method:
 - a. Open the mobile application market and search for "Allway" to download.
 - b. Scan the QR code below to download the APP.



ALLWAY WARRANTY CARD

**DISTRIBUTOR'S COPY
WARRANTY REGISTRATION CERTIFICATE**

Mr./Mrs/Ms First Name: _____

Last Name: _____

Address: _____

Contact No.: _____

Product Name: _____

Model No.: _____

Serial No.: _____

Date Purchased: _____

Invoice No.: _____

Retail Outlet Where Purchased: _____

(Please print the name & address)

WARRANTY TERMS & CONDITIONS

The warranty will be effective only if the warranty card is completed and returned to the company within 14 days from the date of purchase.We guarantee the provision of free services of Allway product within the warranty period, from its date of purchase from our Authorised Dealer. The period and conditions of our warranty service are as follows:

1. The warranty covers services by our Allway Authorised Dealer. This warranty card together with the receipt must be presented when servicing is required. This warranty card is irreplaceable in the event of loss.
2. Repair services will be provided for defects arising from normal usage for the following period, commencing from the date of purchase from our Allway Authorised Dealer. (Parts would be replaced when necessary)
 - A. Parts:..... 1 year
 - B. Technical service free..... 1 year
3. Under the following circumstances, service and parts will be chargeable even within the warranty period:
 - A. Failure to present the warranty card and receipt when servicing is required.
 - Full particulars not clearly shown or alterations made against the actual information.
 - For e.g.: Alteration of the date of purchase, serial numbers-altered or removed.
 - B. This unit being tampered with, altered in any way by any unauthorised technicians or which has been subjected to misuse, negligence or accident. This guarantee does not cover damage occurring in transit by or from the customer.
 - C. The defect is caused by the attack of household pests, fire, lighting, natural disasters, pollution,abnormal voltage or the usage of generator.

Shenzhen TKT Innovations Co., Limited
ADD: Fenda Hi-Tech Park, Zhoushi Road,Shiyan Baoan District, Shenzhen,China
E-MALL: Allway@tkt-innovations.com
TEL: 400-7882-050

FCC STATEMENT

This device complies with Part 15 of the FCC Rules. Operation is subject to the following two conditions:

- (1)This device may not cause harmful interference, and
- (2)This device must accept any interference received, including interference that may cause undesired operation.

Warning: Changes or modifications not expressly approved by the party responsible for compliance could void the user's authority to operate the equipment.

NOTE: This equipment has been tested and found to comply with the limits for a Class B digital device, pursuant to Part 15 of the FCC Rules. These limits are designed to provide reasonable protection against harmful interference in a residential installation. This equipment generates uses and can radiate radio frequency energy and, if not installed and used in accordance with the instructions, may cause harmful interference to radio communications. However, there is no guarantee that interference will not occur in a particular installation. If this equipment does cause harmful interference to radio or television reception, which can be determined by turning the equipment off and on, the user is encouraged to try to correct the interference by one or more of the following measures:

- Reorient or relocate the receiving antenna.
- Increase the separation between the equipment and receiver.
- Connect the equipment into an outlet on a circuit different from that to which the receiver is connected.
- Consult the dealer or an experienced radio/TV technician for help.

FCC STATEMENT

FCC Radiation Exposure Statement:

This equipment complies with FCC radiation exposure limits set forth for an uncontrolled environment. This equipment should be installed and operated with minimum distance 20cm between the radiator & your body.

F&D 奋达科技		料号		尺寸(mm)	展开尺寸312x102mm, 成型尺寸78x102mm	环保要求	说明书类说明: 1、公差 (mm): 0<a≤50 (+0.3/-0.2), 50<a≤150 (+1/-0.5), >150 (+1.5/-1。有特殊要求的, 按标示公差执行。 2、要求图文清晰可辨,内容完整,折叠正确,无重影,墨尿、杂点、脏点、异物、粉点、套印不准。 3、尺寸按展开尺寸及成型外尺寸测量计算。
项目名称		产品型号	Halo 20	材质	105g双铜	■RoHS2.0、Reach	
日期	20220315	部件名称	说明书	页码P数	4页 (8P)	□包装指令94/62/EC	
包装工程师	江火维	产品经理	黄伟	颜色	单黑印刷	□大豆油墨印刷	
设计版本	变更提出人	变更原因	是否有可参考	表面处理	/	□无氯漂白工艺	
A0			□刀模 □颜色	工艺	风琴折	□粘合剂为非石油基	
			□无	条码要求	□无条码 □有条码 (清晰易扫描)	□油墨中禁止使用矿物油 (法国)	
				装订方式	■风琴折 □包心折 □骑马钉 □胶装 □线装 □其它	□TPCH (美国)	