

Annex 2: Set-up photographs to
TEST REPORT
No.: 18-1-0006201T01

for

Prodrive Technologies B.V.

Carrier Controller
CCS, UL + CCM-IO-ETH

Table of contents

1. Test set up photographs



Photograph 1: Mains conducted emission measurements test set-up for measurement of frequency up to 30MHz




Photograph 2: Radiated emission measurements test set-up for measurement of frequency up to 1000 MHz with SEW Eurodrive antenna
Front side view




Photograph 3: Radiated emission measurements test set-up for measurement of frequency up to 1000 MHz with SEW Eurodrive antenna
Rear side view




Photograph 4: Radiated emission measurements test set-up for measurement of frequency up to 1000 MHz with rod antenna
Front side view



Photograph 5: Radiated emission measurements test set-up for measurement of frequency up to 1000 MHz with rod antenna
Rear side view




Photograph 6: Radiated emission measurements test set-up for measurement of frequency above 1000 MHz with SEW Eurodrive antenna
Front side view



Photograph 7: Radiated emission measurements test set-up for measurement of frequency above 1000 MHz with SEW Eurodrive antenna
Rear side view



Photograph 8: Radiated emission measurements test set-up for measurement of frequency above 1000 MHz with rod antenna
Front side view



Photograph 9: Radiated emission measurements test set-up for measurement of frequency above 1000 MHz with rod antenna
Rear side view