

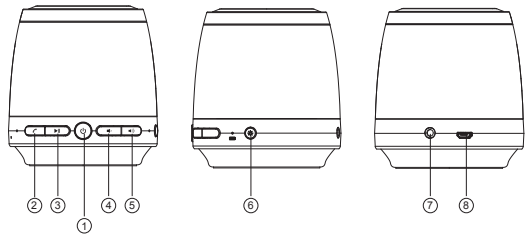
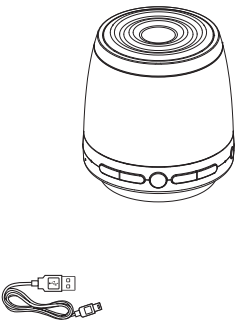


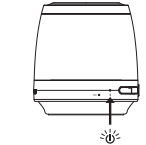
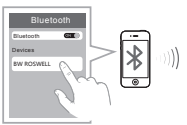
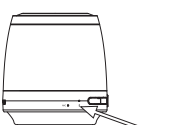

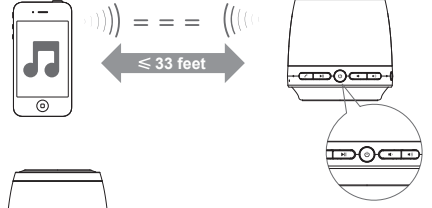
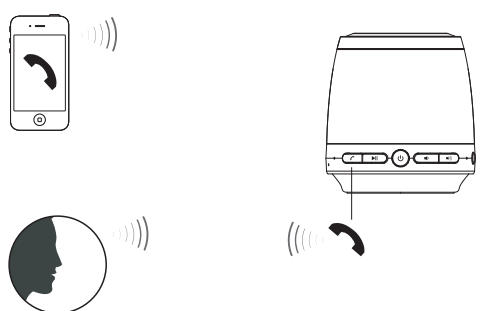

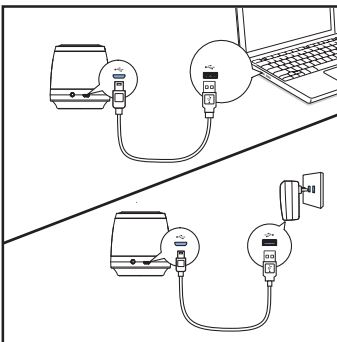
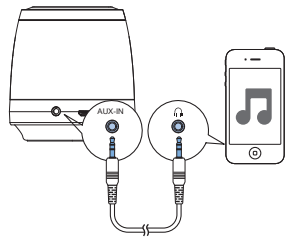


<div></div> <div>BWA15AV110 BW ROSWELL</div> <div>User Manual</div>	<p>Thank you for purchasing the Bluetooth® Speaker for smart phones, tablets, notebook computers and other Bluetooth enabled devices. This product combines high-tech innovation with design to provide you with years of dependability and enjoyment.</p> <p>Safety Precautions and Maintenance Please read these operating and maintenance (servicing) instructions before installing and operating your speaker.</p> <p> Warning: To reduce the risk of fire or electric shock, do not expose this speaker system to rain or moisture (including swimming pools or objects filled with liquids, such as vases or drinks).</p>	<p>Important Safety Instructions</p> <ol style="list-style-type: none">1. Always read Safety and Operation instructions before use. Retain instructions for later reference.2. For indoor use only. Do not expose the speaker to liquid, moisture or humidity.3. Do not use abrasive cleaners to clean the speaker case as they may damage the finish. Always unplug the unit before cleaning.4. Do not expose the speaker to extremely high or low temperatures.5. Keep the unit away from direct sunlight.6. Use only accessories and attachments as supplied and designated in the instruction manual.7. Do not attempt to open or modify the speaker in any way, as it does not contain any serviceable parts. Please refer all servicing to qualified personnel.8. Please store the unit in a dry place that is free from extreme temperatures and dust.9. Always operate the speaker on a flat and level surface.10. Always operate the speaker away from children and small animals as they may play with the power cord and other small parts.11. Always dispose of the packaging and the unit in accordance with the local regulations and in a responsible manner.	<p>The FCC Wants You To Know</p> <p>Warning: Changes or modifications to this unit not expressly approved by the party responsible for compliance could void the user's authority to operate the equipment.</p> <p>NOTE: This equipment has been tested and found to comply with the limits for a Class B digital device, pursuant to Part 15 of the FCC Rules. These limits are designed to provide reasonable protection against harmful interference in a residential installation. This equipment generates, uses and can radiate radio frequency energy and, if not installed and used in accordance with the instructions, may cause harmful interference to radio communications.</p>	<p>However, there is no guarantee that interference will not occur in a particular installation. If this equipment does cause harmful interference to radio or television reception, which can be determined by turning the equipment off and on, the user is encouraged to try to correct the interference by one or more of the following measures:</p> <p>Reorient or relocate the receiving antenna. Increase the separation between the equipment and receiver. Connect the equipment into an outlet on a circuit different from that to which the receiver is connected. Consult the dealer or an experienced radio/TV technician for help.</p> <p>This device complies with Part 15 of the FCC Rules. Operation is subject to the following two conditions: (1) this device may not cause harmful interference, and (2) this device must accept any interference received, including interference that may cause undesired operation.</p> <p>The device has been evaluated to meet general RF exposure requirement. The device can be used in portable exposure condition without restriction.</p>	<p>Speaker Overview</p> <div></div> <div><div>1.Power ON/OFF Switch 2.Speaker phone 3.Play/Pause 4.Volume down 5.Volume up 6.Light key</div><div>7.AUX-IN 8.Charging port</div></div>	<p>Package Contents</p> <p>Main unit x 1 User manual x 1 USB Charging Cord x 1</p> <div></div> <div>User Manual</div>
--	---	---	---	---	---	--

	<p> Bluetooth connect</p> <div><div><p>Press and hold to switch on, press and hold to switch off.</p></div><div><p>The Bluetooth PAIR indicator light will start blinking rapidly.</p></div></div> <div><div><p>Activate the Bluetooth function on your device and search Bluetooth devices, and select "BW ROSWELL" to start connecting.</p></div><div><p>Once paired, the Blue LED light will turn on steadily.</p></div></div>	<p>Play  Conference Mode</p> <div><div><p>Now you can begin to play music on your speaker. Press "◀" "▶" to adjust volume, and press "⏮" "⏭" to Pause or Play. You can adjust the light color when pressing the light key "★".</p></div><div><p>When receiving an incoming call on your cell phone via Bluetooth linked with the speaker, tap "☎" to answer. Press "⏮" "⏭" to obtain the desired sound level. To end the call, just tap the PHONE "☎" on the speaker. To ignore an incoming call, simply press and hold the "☎" on the speaker for about 2 seconds.</p></div></div>	<p>Charge  Aux in</p> <div><div><p>Can be charged by using the USB to Micro USB cord (included) through computer or AC adaptor with USB jack (not included). Approximately 3 hours required for full charge.Note: Battery will last up to 5 hours when connected wirelessly.</p></div><div><p>Use a 3.5mm cable (not included) to connect the speaker to another audio source. Press Play on the device and adjust the volume on the unit to obtain the desired volume. Note: Play/Pause controls on the unit will not work when using the "AUX-IN".</p></div></div> <div><div><p>Solid red light means the battery is charging. Red light off means the charge is complete. Note: When your battery is low, the red light will blink slowly.</p></div></div>			<p>Technical Specifications</p> <ul style="list-style-type: none">• Amplifier power: 3W• Battery type: Li-ion rechargeable• Bluetooth transmitter frequency range: 2.402 – 2.480GHz• Bluetooth transmitter power: 0 – 4dBm
--	---	--	---	--	--	--