

Oclean Smart Sonic Electrictoothbrush

Federal Communications Commission (FCC) Statement

This device complies with part 15 of the FCC Rules. Operation is subject to the following two conditions: (1) This device may not cause harmful interference, and (2) this device must accept any interference received, including interference that may cause undesired operation.

Note: This equipment has been tested and found to comply with the limits for a Class B digital device, pursuant to part 15 of the FCC Rules. These limits are designed to provide reasonable protection against harmful interference in a residential installation. This equipment generates, uses and can radiate radio frequency energy and, if not installed and used in accordance with the instructions, may cause harmful interference to radio communications. However, there is no guarantee that interference will not occur in a particular installation. If this equipment does cause harmful interference to radio or television reception, which can be determined by turning the equipment off and on, the user is encouraged to try to correct the interference by one or more of the following measures.

- Reorient or relocate the receiving antenna.
- Increase the separation between the equipment and receiver.
- Connect the equipment into an outlet on a circuit different from that to which the receiver is connected.
- Consult the dealer or an experienced radio/TV technician for help.

Warning: Changes or modifications made to this device not expressly approved by Oclean Smart Sonic Electrictoothbrush may void the FCC authorization to operate this device.
Note: The manufacturer is not responsible for any radio or TV interference caused by unauthorized modifications to this equipment. Such modifications could void the user's authorization to operate the equipment.



Thank you for using Oclean One

Important Safety Tips

- Due to the high-speed vibrations, it is normal to experience a tingling sensation while using the toothbrush for the first time. This feeling will gradually go away by regularly using the toothbrush.
- If the toothbrush is not used for a long period of time, the battery will run out due to the power consumption from standby mode. This can be solved by charging, the charging indicator on the brush will not light up instantly. Please wait for 6 - 10 minutes for the toothbrush to go back to its normal state.

- It is normal for the toothbrush to heat up when it is charging. If the toothbrush becomes extremely hot, immediately stop charging and/or turn it off and take it to Oclean's authorized customer service for checking.

- The toothbrush can only be used with the Oclean special head.

- The toothbrush is for oral use only. Do not use it for other purposes.

- The toothbrush is a personal item. The product is not intended for use in a dental clinic and should not be used for multiple patients.

- The toothbrush should not be placed under direct sunlight for a long period of time. It should be stored in a cool and dry environment.

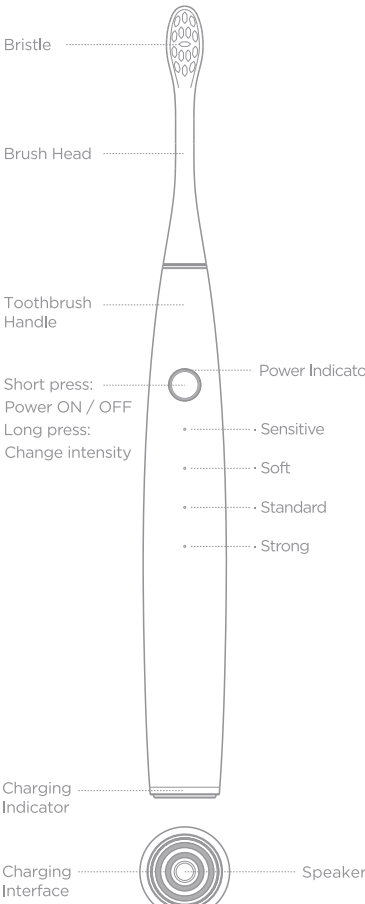
People with Sensitive Oral Cavity

The following people should use this product with great caution.

- 1 People who have undergone oral periodontal surgery or are being treated.
- 2 People who have mouth diseases, loose false teeth or gums with haemorrhage.
- 3 People with sensitive and susceptible oral cavity, they should consult a professional dentist before using this product.

The toothbrush is not suitable for people with reduced mental and physical capabilities. Not suitable for infant and children under the age of 12. Children who use this product should be strictly supervised by an adult.

Please regularly clean the power plug to prevent the accumulation of dust and dirt which can reduce the charging effect.



Instructions

- Awake Mode (Default)

- Shortly press the Power button to turn on the toothbrush and it will play the welcome sound. It will automatically enter into dormant state if not operated for more than 15 seconds.

- Shortly pressing the toothbrush after turning on the power will make the toothbrush carry out a specified cleaning plan.

- Following the cleaning plan, the toothbrush will automatically stop working after a specified time. If you want to stop brushing before reaching the recommended time, short press the Power button to stop brushing.

- Press the Power button for 2 seconds to change the cleaning intensity while brushing.

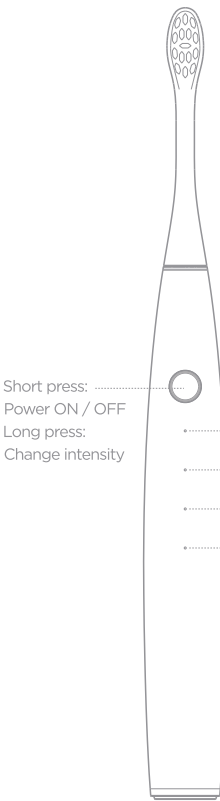
- Direct Brushing Mode (App Enabled)

- Direct brushing mode can be enabled through the app. Short press on the Power button will skip the Awake mode and it will directly start the cleaning process.

- Press the Power button for 2 seconds to go to the next level of cleaning while brushing.

- Anti-splash (App Enabled)

- Turn on the anti-splash function through the Oclean App, which effectively prevents liquid from splashing when the toothbrush is not operating in direct contact with the the tooth.



4-S Level Cleaning

- L1 (·) 1 Light On Sensitive
- L2 (· ·) 2 Lights On Soft
- L3 (· · ·) 3 Lights On Standard
- L4 (· · · ·) 4 Lights On Strong

L1 Sensitive

Suitable for first time electric toothbrush user with sensitive teeth.

L2 Soft

Suitable for first time electric toothbrush user.

L3 Standard

Suitable for experienced electric toothbrush user.

L4 Strong

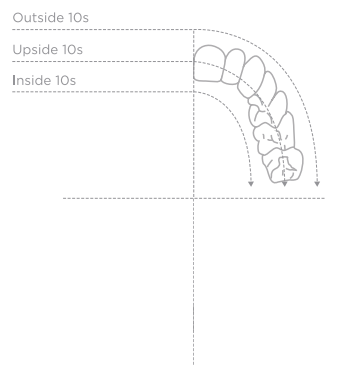
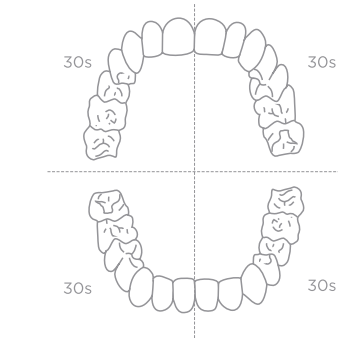
Suitable for user with high requirement cleaning process.

Smart Tooth Brushing Solution

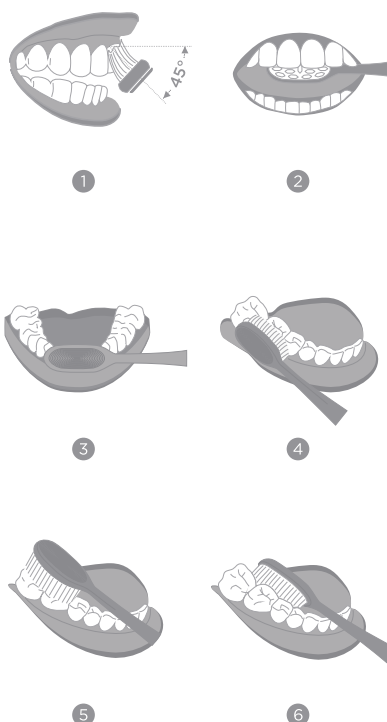
By learning from many experiments and thanks to suggestions from dentists, the Oclean One is an innovative product in the industry. Our new brand of smart and sonic toothbrushes meet the need of every different individual. Download and log into our App for more information.

Recommended Tooth Brushing Method

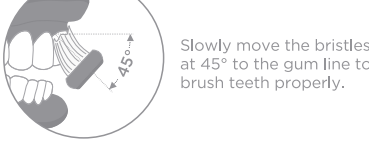
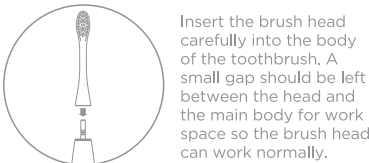
- Tooth Brushing Time
Oral experts (Dentists) recommended that each brushing should be 2 to 3 minutes long.



Recommended Tooth Brushing Method



Steps



Specifications

Product Name	Oclean Smart Sonic Electric Toothbrush
Type	Oclean One
Magnetic Power	280gf.cm
Power of Subject	1.8W
Charger	Oclean USB Cradle
Input	5V / 1A
Service Time	60 Days (*)
Battery Capacity	2,600 mAh (**)
Charging Time	3.5 Hours (***)
Bluetooth	Bluetooth 4.0 above

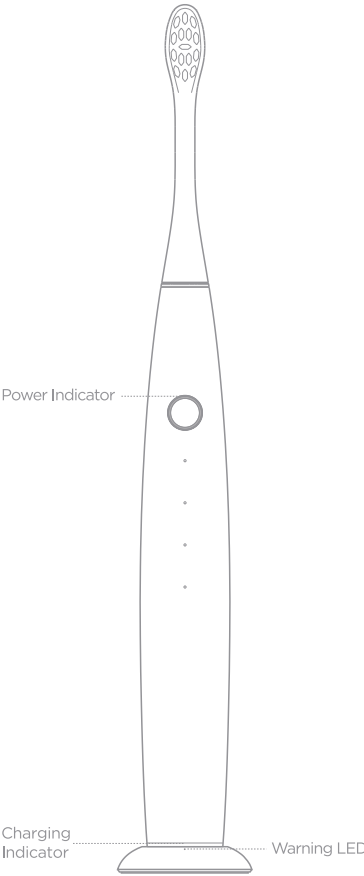
* Validated by 2 minutes brushing period, twice a day.

** Theoretically, battery has capacity range from 2,250mAh to 2,950mAh.

*** It is suggested to use a USB charger of 5V/1A or 5V/2A.

Magnetic Charging

When the Oclean One touches the special charging cradle, the bottom of the toothbrush will light up, which shows the toothbrush is being charged. In case of incorrect charging (such as short circuit and overcurrent), the warning LED will light up.



Charging Process

0% - 95%, the Power Indicator light flashes.

95% - 100%, the Power Indicator light is constantly on.

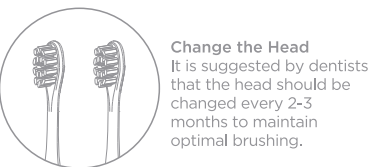
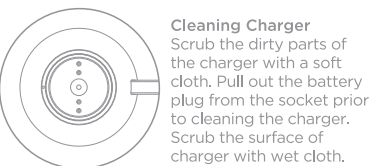
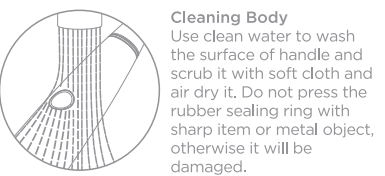
Use Process

If the toothbrush battery is at less than 5%, the Power Indicator will flicker in red as a reminder to charge the toothbrush.

Notes

- 1 The battery cannot be replaced by users themselves and can only be replaced by the staff in Oclean Authorized Client Center. Unauthorized bodies are forbidden to disassemble this product.
- 2 The USB cable cannot be replaced by unauthorized body. In case of damage, please contact the Oclean After-sale Center for maintenance.

Cleaning and Maintenance



Common Problems and Solutions

Following are some common problems the users can face while using the toothbrush. These problems can be easily solved by the users with the solutions given below. Please conduct the following sample checks prior to contacting professional after-sale services.

- 1 The vibration strength becomes weak.
Possible problems
 - * The toothbrush is pressed too hard against the tooth.

- * The gap between the brush head and body is too loose or too tight.

Solutions

- ✓ Lightly place the brush head on tooth.
- ✓ Pull the brush head from the body and gently insert the brush head leaving enough space between the brush head and body.

- 2 The toothbrush functioning for short time
Possible problems

- * The charging ring of the body, and may have resulted in improper charging which can also be detected by the LED light.
- * Insufficient battery charge.

Solutions

- ✓ Clean the charger cradle.
- ✓ Charge for longer period.
- ✓ Battery has completed its service life. If the red light of the foundation is on, please contact the Oclean Official Authorized Center for a replacement charger.

- 3 The toothbrush fails to work
Possible problems

- * The toothbrush is not vertically set on the charging cradle.

Solutions

- ✓ Charge the toothbrush.
- ✓ Please replace the battery in the Customer Centre authorized by the Oclean.

- 4 The sound becomes lower
Possible problems

- * There is water logged in the speaker which caused the sound to become lower

Solutions

- ✓ Place the toothbrush in its upright position for the water to flow out naturally.
- ✓ Shake the toothbrush slightly to get the water out.

- For detailed consultations, email: service@oclean.com



Remark

- The content of toxic and harmful substance in all homogeneous materials of this component is less than the limited quantity as specified in GB/T 26572-2011;
- × The content of toxic and harmful substance in all homogeneous materials of this component is less than the limited quantity as specified in GB/T 26572-2011;

Except for few materials whose substitutes cannot be found due to technical development, most materials of this product adopt environment-friendly materials. You can use this product without worry of infringing environment-protection policies.



Guarantee Certificate of Oclean Smart Sonic Electric Toothbrush

User Information

Name: _____ Tel: _____ E-Mail: _____ Address: _____ Zip Code: _____

Product Information

Type: _____ Production Place: _____ SN _____

Sales Information

Name of Retailer: _____ Tel: _____ Address: _____ Zip Code: _____ Invoice No: _____ Sales Date: _____

Warranty Card

Delivery Date	Fault description/Reason/Disposal	Employed equipment	Acceptance date	Service man

Please ask for a maintenance report from the maintenance center and properly keep it with the warranty certificate. Shenzhen Yunding Information Technology Co., Ltd., in strict accordance with the Responsibility Regulations on Maintenance, Replacement and Sales Return of Household Appliances, offers guarantee for customers who purchase Oclean Smart Sonic Electric Toothbrush. In case of any quality problem, we will provide full refund and guarantee the provisions of guarantee and the contents in the guarantee certificate shall govern.

Shenzhen Yunding Information Technology Co., Ltd.
Floor 2B, Tower C, Dachong Commercial Center,
No. 9676 Road, Shenzhen, China
Zip Code: 518057
If there is fault occurring in the product you purchased, please contact our customer service via Email: service@oclean.com
www.oclean.com

Oclean Facebook Page



www.facebook.com/ocleanofficial

Follow the Oclean Official Facebook Page

Download App



www.oclean.com/download

Scan QR code to download application

