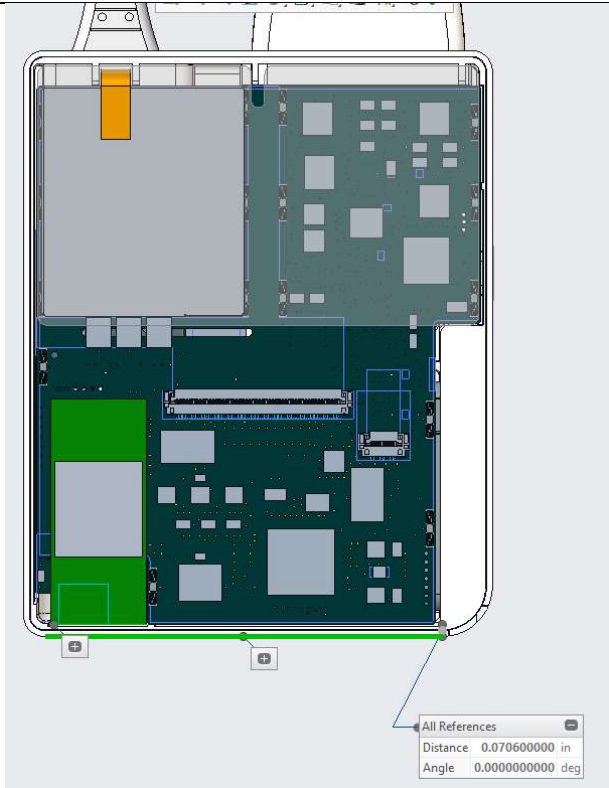
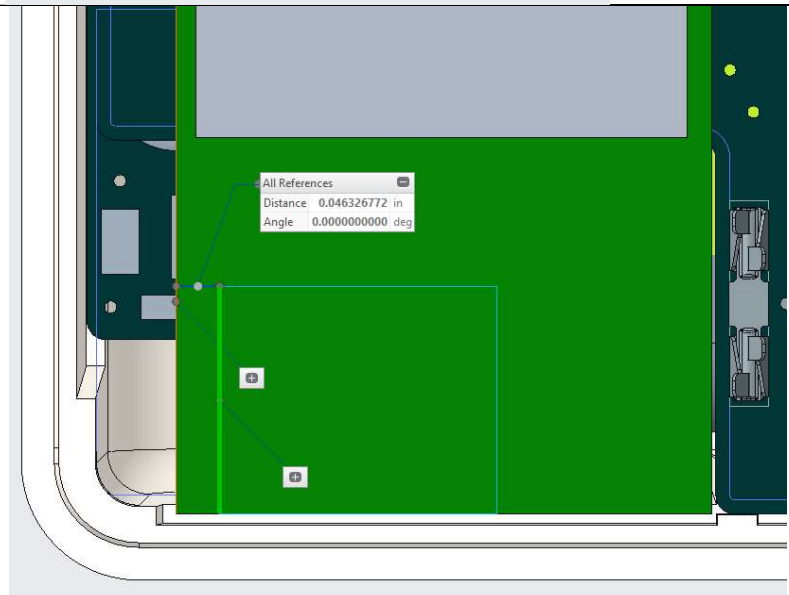


US Tech Test Report
 FCC ID:
 IC:
 Test Report Number:
 Issue date:
 Customer:
 Model:

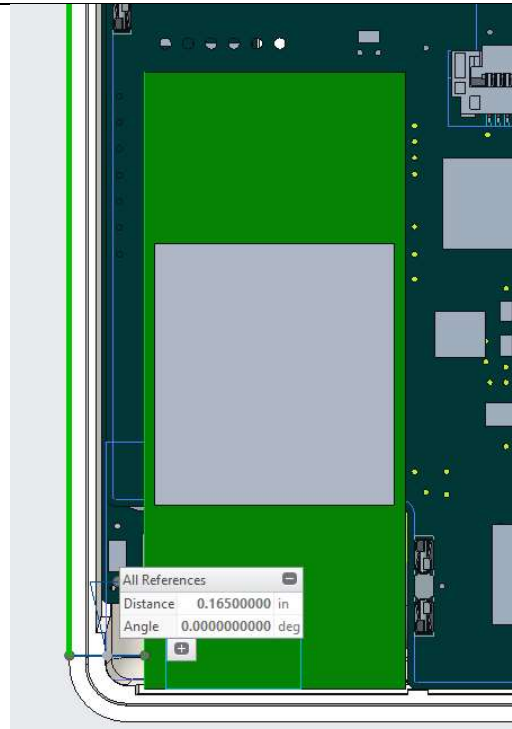
FCC Part 15/ISED Certification
 07P-341
 0147A-341
 17-0338
 March 30, 2018
 Inventek
 ISM43340-M4G-L44

RF Exposure – Separation Distance of Module in Host Device

Description	Measurement	Picture Reference
Bottom edge of antenna to bottom outer edge of device	0.0706 in	
Left edge of Antenna to left edge of module	0.046326772in	

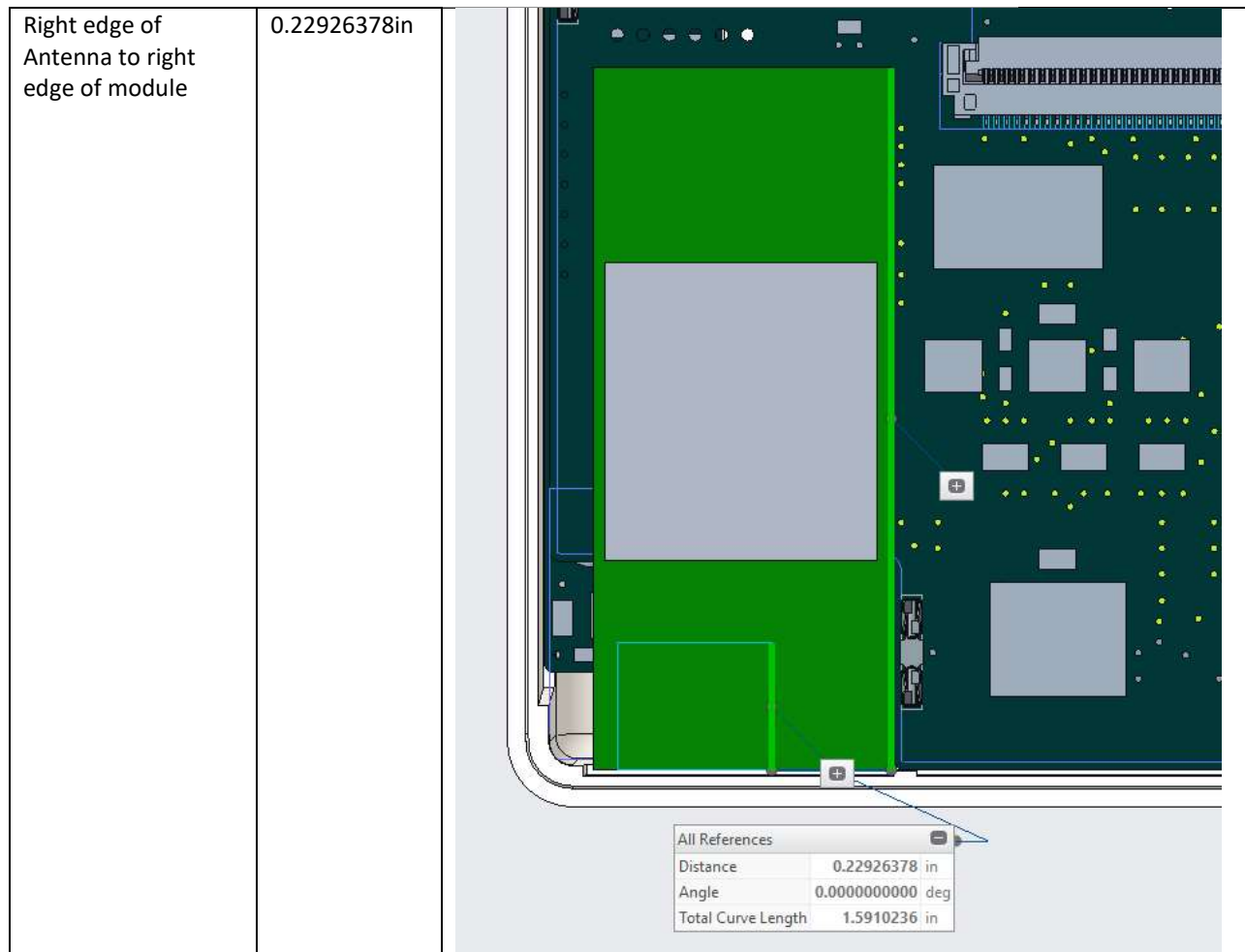
US Tech Test Report
FCC ID:
IC:
Test Report Number:
Issue date:
Customer:
Model:

FCC Part 15/ISED Certification
07P-341
0147A-341
17-0338
March 30, 2018
Inventek
ISM43340-M4G-L44

Left edge of Module to left outer edge of device	0.165in	
Left edge of Antenna to left outer edge of device	0.211326772in	

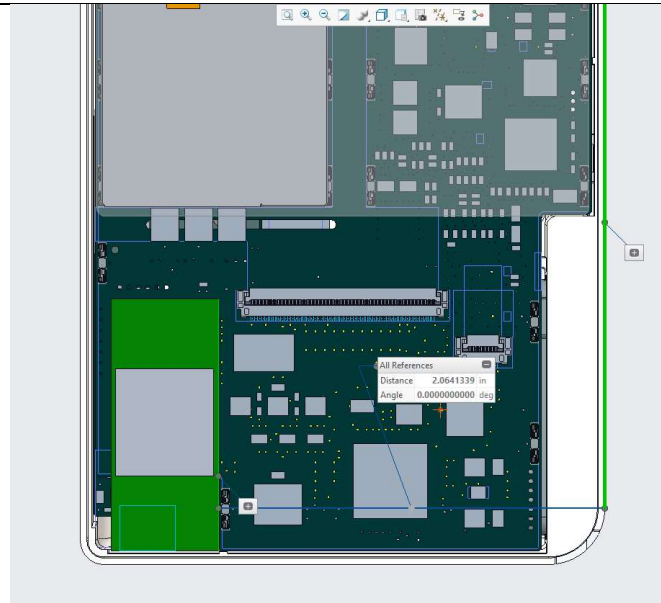
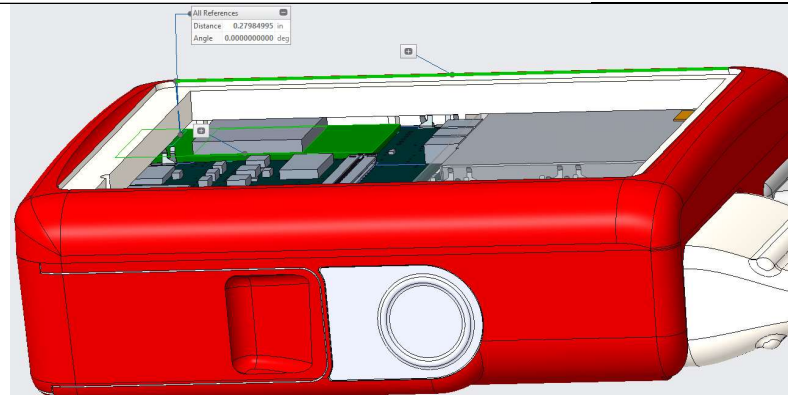
US Tech Test Report
FCC ID:
IC:
Test Report Number:
Issue date:
Customer:
Model:

FCC Part 15/ISED Certification
07P-341
0147A-341
17-0338
March 30, 2018
Inventek
ISM43340-M4G-L44



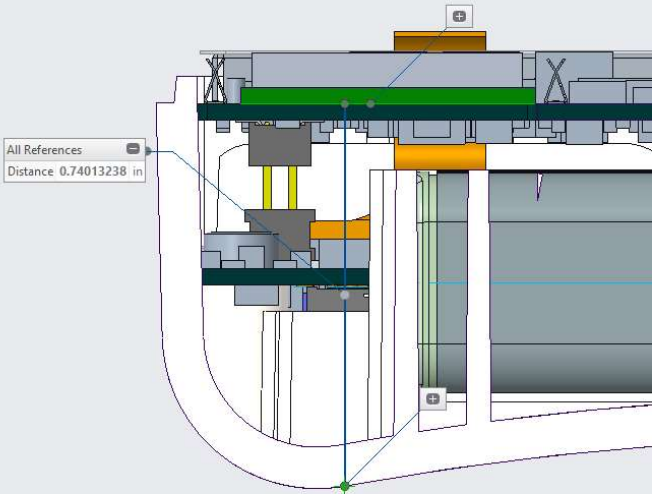
US Tech Test Report
FCC ID:
IC:
Test Report Number:
Issue date:
Customer:
Model:

FCC Part 15/ISED Certification
07P-341
0147A-341
17-0338
March 30, 2018
Inventek
ISM43340-M4G-L44

Right edge of module to right outer edge of device	2.0641339in	
Right Edge of antenna to right outer edge of device	2.29339768in	
Top side of module to top outer edge of device	0.27984995in	

US Tech Test Report
FCC ID:
IC:
Test Report Number:
Issue date:
Customer:
Model:

FCC Part 15/ISED Certification
07P-341
0147A-341
17-0338
March 30, 2018
Inventek
ISM43340-M4G-L44

Back side of antenna to back outer edge of device	0.74013238in	 <p>All References Distance: 0.74013238 in</p>
---	--------------	--