

## PHOTOGRAPHS OF THE TEST CONFIGURATION


### CONDUCTED EMISSION TEST (For Bluetooth)



CONDUCTED EMISSION TEST  
(For WLAN 2.4GHz)





RADIATED EMISSION TEST  
(For WLAN 2.4GHz)








RADIATED EMISSION TEST  
(For WLAN 5GHz)  
(5180-5240MHz)



RADIATED EMISSION TEST  
(For WLAN 5GHz)  
(5260-5320MHz & 5745-5805MHz)



## RADIATED EMISSION TEST (For Bluetooth)








(WWAN)

(PART 22)

RADIATED EMISSION TEST  
(GPRS/EDGE/WDCMA/CDMA/LTE Band 5)





## RADIATED EMISSION TEST (LTE Band 26)






## ERP POWER TEST



(PART 24)

RADIATED EMISSION TEST  
(GPRS/EDGE/WCDMA/CDMA/LTE BAND 25)





## RADIATED EMISSION TEST (LTE BAND 2)









## EIRP POWER TEST



(PART 27)  
RADIATED EMISSION TEST  
(WCDMA/LTE BAND 17/LTE BAND 4)




RADIATED EMISSION TEST  
(LTE BAND 12/LTE BAND 13)









RADIATED EMISSION TEST  
(LTE BAND 7/LTE BAND 41)  
(MODE A)



RADIATED EMISSION TEST  
(LTE BAND 7\_MODE B)



RADIATED EMISSION TEST  
(LTE BAND 41\_MODE B)











A D T


## ERP POWER TEST



## EIRP POWER TEST




(PART 90)  
RADIATED EMISSION TEST  
(CDMA)





## RADIATED EMISSION TEST (LTE)





A D T

## ERP POWER TEST

