


## TEST REPORT

### 1. ANNEX - PHOTOS OF TEST SETUP

Conducted Emission



Radiated Emission (30 MHz–1000 MHz)



## TEST REPORT

### 2. APPENDIX II – PHOTOS OF EUT

External view



Power unit view



**TEST REPORT**

Input connector view




Controller view






## TEST REPORT

Controller internal view



Controller PCB view



**TEST REPORT**

LED view



LED lighting string view



\*\*\*\*\*End of Report\*\*\*\*\*