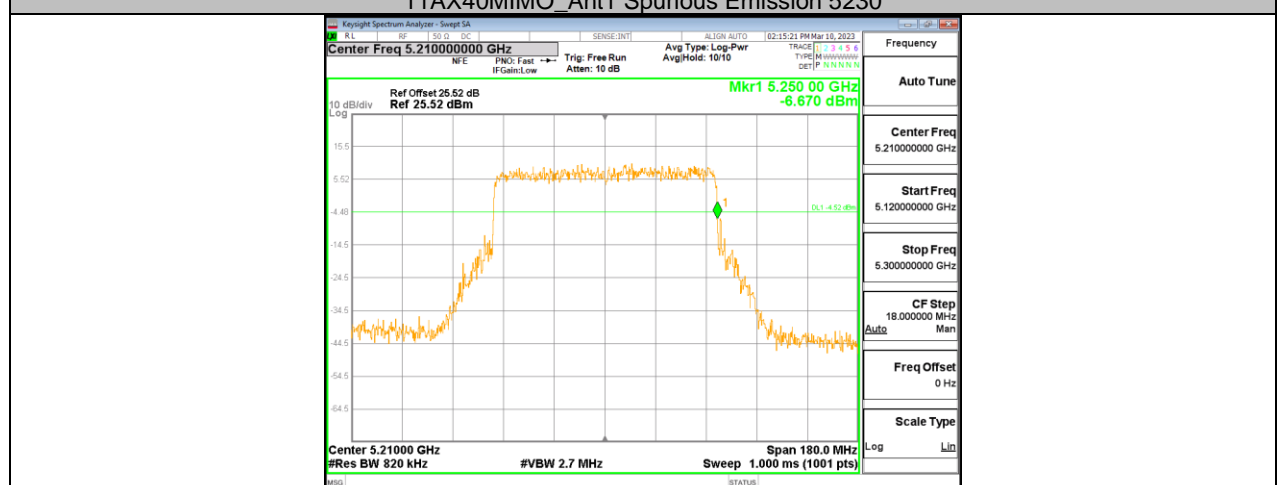
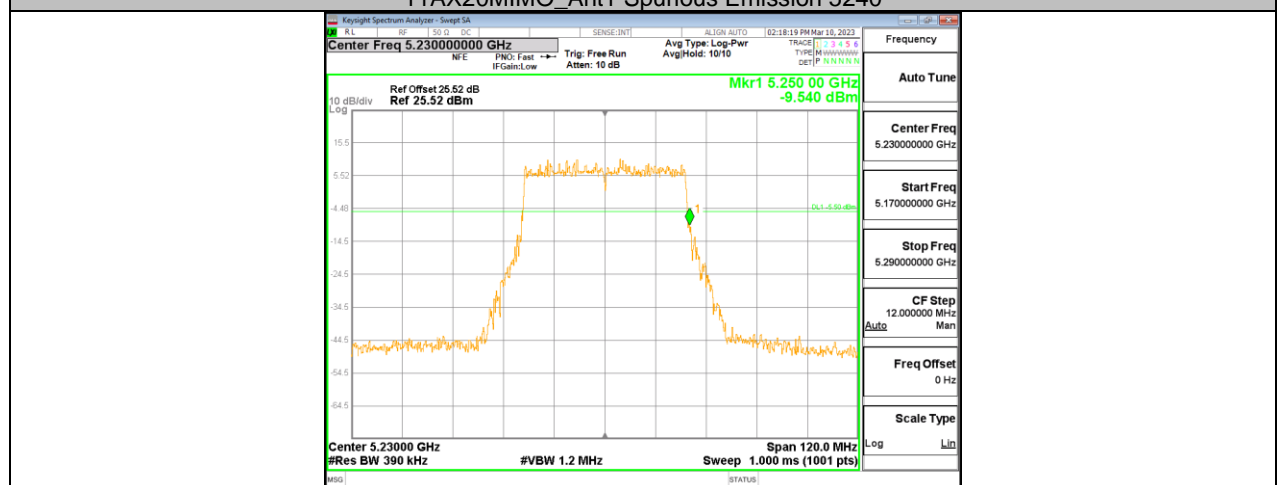
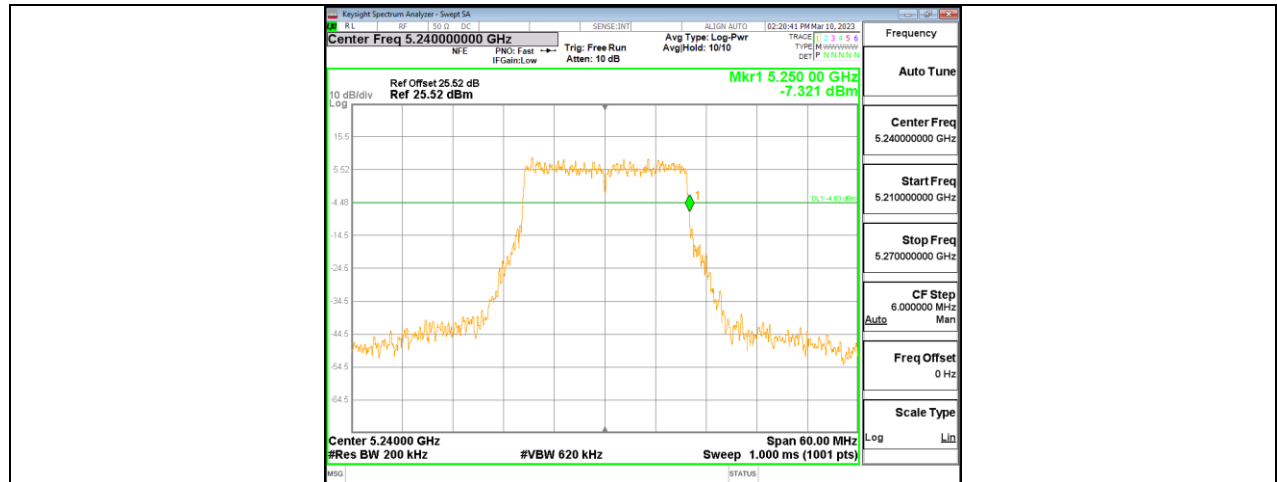




Test Mode	Antenna	Channel	Test Result [dBm]	Limit [dBm]	Verdict
11AX20MIMO	Ant1	5240	-7.321	-4.63	PASS
11AX40MIMO	Ant1	5230	-9.540	-5.50	PASS
11AX80MIMO	Ant1	5210	-6.670	-4.52	PASS



Note: All the modes and antennas have been tested, only the worst data were recorded in the report.



11.3. APPENDIX C: MIN EMISSION BANDWIDTH

11.3.1. Test Result

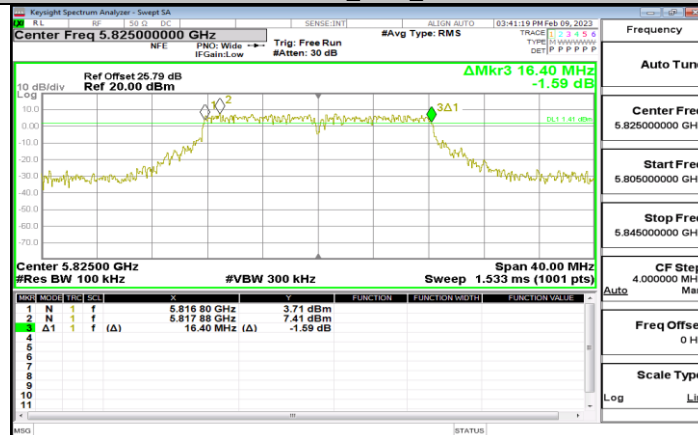
Test Mode	Antenna	Channel	6db EBW [MHz]	FL[MHz]	FH[MHz]	Limit[MHz]	Verdict
11A	Ant1	5745	16.480	5736.720	5753.200	0.5	PASS
	Ant3	5745	16.480	5736.760	5753.240	0.5	PASS
	Ant1	5785	16.400	5776.800	5793.200	0.5	PASS
	Ant3	5785	16.440	5776.800	5793.240	0.5	PASS
	Ant1	5825	16.400	5816.800	5833.200	0.5	PASS
	Ant3	5825	16.320	5816.840	5833.160	0.5	PASS
11AX20MIMO	Ant1	5745	19.040	5735.480	5754.520	0.5	PASS
	Ant3	5745	19.040	5735.400	5754.440	0.5	PASS
	Ant1	5785	19.080	5775.480	5794.560	0.5	PASS
	Ant3	5785	19.120	5775.440	5794.560	0.5	PASS
	Ant1	5825	19.040	5815.480	5834.520	0.5	PASS
	Ant3	5825	19.120	5815.480	5834.600	0.5	PASS
11AX40MIMO	Ant1	5755	38.000	5735.960	5773.960	0.5	PASS
	Ant3	5755	38.000	5736.040	5774.040	0.5	PASS
	Ant1	5795	38.080	5776.040	5814.120	0.5	PASS
	Ant3	5795	37.920	5775.960	5813.880	0.5	PASS
11AX80MIMO	Ant1	5775	77.760	5735.960	5813.720	0.5	PASS
	Ant3	5775	78.080	5735.960	5814.040	0.5	PASS
11BE20MIMO	Ant1	5745	18.920	5735.520	5754.440	0.5	PASS
	Ant3	5745	19.120	5735.440	5754.560	0.5	PASS
	Ant1	5785	18.920	5775.520	5794.440	0.5	PASS
	Ant3	5785	18.880	5775.520	5794.400	0.5	PASS
	Ant1	5825	18.960	5815.520	5834.480	0.5	PASS
	Ant3	5825	19.040	5815.480	5834.520	0.5	PASS
11BE40MIMO	Ant1	5755	38.080	5735.960	5774.040	0.5	PASS
	Ant3	5755	38.080	5735.960	5774.040	0.5	PASS
	Ant1	5795	37.920	5776.040	5813.960	0.5	PASS
	Ant3	5795	37.760	5775.960	5813.720	0.5	PASS
11BE80MIMO	Ant1	5775	78.080	5735.960	5814.040	0.5	PASS
	Ant3	5775	77.120	5735.960	5813.080	0.5	PASS

11.3.2. Test Graphs

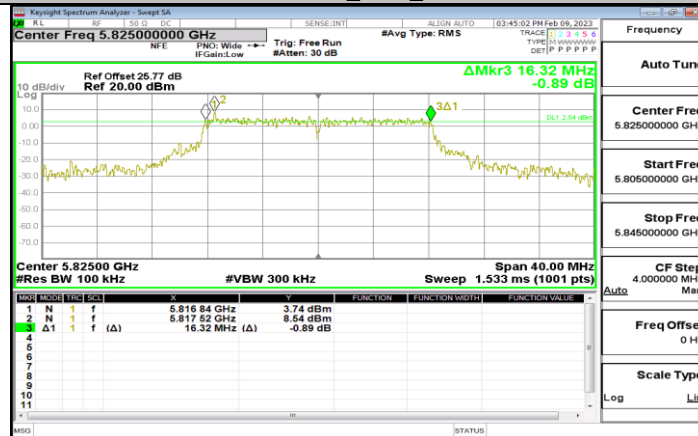




11A-CDD_Ant3_5785



11A-CDD_Ant1_5825



11A-CDD_Ant3_5825