

H70C2英文说明书

版本:1.0

折叠尺寸:105×145 (mm)

展开尺寸:525×145 (mm)

材质:80G书页纸

工艺:单色印刷

折叠方式:风琴折



Safety Instructions

- Do not leave the children alone with the product. It might wrap around a child's neck and cause suffocation.
- This product is rated as IP65 Waterproof. It can be used outdoors but cannot be immersed in water.
- The power adapter is rated as IP44 Waterproof. It can be used outdoors but cannot be rinsed or immersed in water.
- Do not allow children to assemble and install this product without adult supervision.
- Avoid installing this product near major heat sources.
- External dimmers cannot be used with this product.
- Use this product with the provided power adapter only.

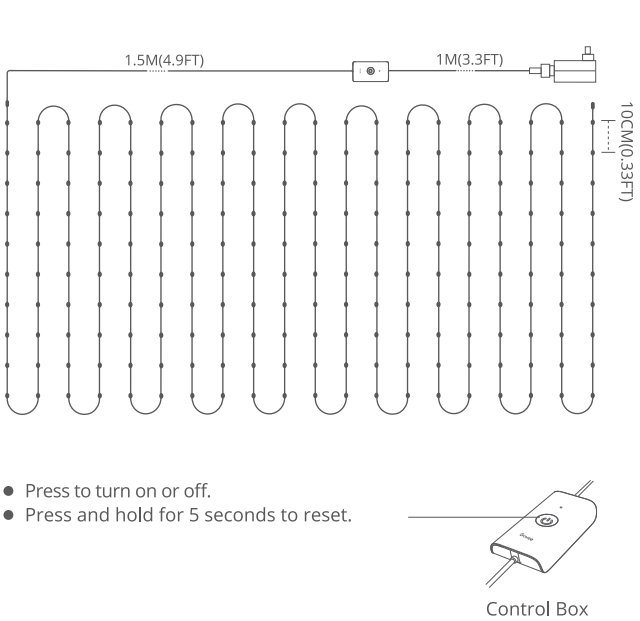
Introduction

Thanks for choosing Govee Christmas String Lights. The string lights can be easily installed indoors, on the Christmas tree outdoors, or in other locations. It has 60 preset scene modes, which can bring pleasant lighting to your Christmas tree or any other home decor. In addition, the built-in mic inside the control box also enables the synchronization of light and sound.

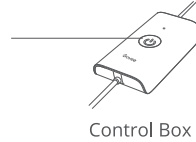
What You Get

Item	Quantity
String Light	1
Power Adapter	1
User Manual	1
Service Card	1

At a Glance

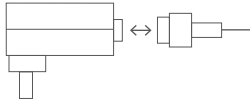


- Press to turn on or off.
- Press and hold for 5 seconds to reset.



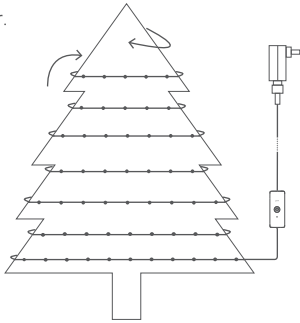
Installing Your Device

1. Connect the control box to the power adapter.



2. Take the string lights,fix it at the bottom then wrap around the branches from the bottom to the top.

3. Plug into power.



Pairing Your Light with Govee Home App

What You Need

- A Wi-Fi router supporting the 2.4GHz and 802.11 b/g/n bands. 5GHz is not supported.
- A smartphone or tablet running iOS or Android.



- ① Download Govee Home app from the App Store (iOS devices) or Google Play (Android devices).
- ② Turn on your smartphone's Bluetooth.
- ③ Open the app, tap the "+" icon in the top right corner and search for "H70C2".
- ④ Tap the device icon and follow the on-screen instructions to complete pairing.

Specifications

Power Input (Adapter)	100-240VAC 50/60Hz
Power Input (String Light)	5VDC 3A
Power Cord Length	8.2ft/2.5m (Including Control Box)
String Light Length	66ft/20m
Light Color	RGB
Waterproof	Adapter (IP44) Control Box (IP65) String Light (IP65)

Troubleshooting

- ❶ Fails to connect to Wi-Fi.
 - a. Make sure the distance between the device and the router is less than 100ft.
 - b. Keep as few obstructions (e.g. wall, windows) as possible between the device and the router.
 - c. Make sure the Wi-Fi name and the password you entered is correct.
 - d. Make sure the Wi-Fi you connect to is 2.4GHz. 5GHz is not supported.
- ❷ Lost Wi-Fi connection./Cannot use the device with app.
 - a. Make sure your home Wi-Fi works well.
 - b. Check whether the Wi-Fi password has been modified.
 - c. Keep as few obstructions (e.g. wall, windows) as possible between the device and the router.
 - d. Check whether the device has connected to Wi-Fi .
If the device is not connected to Wi-Fi, please re-connect the device to Wi-Fi as mentioned above.



Govee Home App

For FAQs and more information,
please visit: www.govee.com

- ③ Cannot pair or connect with Alexa or Google Assistant.
 - a. Ensure the stability of the Wi-Fi connection.
 - b. Go to the app Settings page and follow the instructions under “User Guide” to pair the device again.

- ④ The synchronization effect for Music Mode does not work properly.
 - a. Ensure the control box is close to the music source, which will help the mic pick up sounds better.

- ⑤ Can multiple users control one device?
 - a. Each device can only be controlled by one account.
 - b. If multiple users want to control the same device, ensure they are using the same account.

Customer Service

🔧 Warranty: 12-Month Limited Warranty

📞 Support: Lifetime Technical Support

✉ Email: support@govee.com

🌐 Official Website: www.govee.com

📺 @Govee 📷 @govee_official 📌 @govee.official

🐦 @Goveeofficial 📱 @Govee.smarthome

FCC and ISED Canada Statement

This device complies with Part 15 of the FCC Rules and Industry Canada licence-exempt RSS standard(s). Operation is subject to the following two conditions:

- (1) This device may not cause harmful interference, and
- (2) This device must accept any interference received, including interference that may cause undesired operation.

Warning: Changes or modifications not expressly approved by the party responsible for compliance could void the user's authority to operate the equipment.

Le présent appareil est conforme aux CNR d'Industrie Canada applicables aux appareils radio exempts de licence. L'exploitation est autorisée aux deux conditions suivantes :

- (1) l'appareil nedit pas produire de brouillage, et
- (2) l'utilisateur de l'appareil doit accepter tout brouillage radioélec trique subi, même si le brouillage est susceptible d'en compromettre le fonctionnement.

NOTE: This equipment has been tested and found to comply with the limits for a Class B digital device, pursuant to Part 15 of the FCC Rules.

These limits are designed to provide reasonable protection against harmful interference in a residential installation. This equipment generates uses and can radiate radio frequency energy and, if not installed and used in accordance with the instructions, may cause harmful interference to radio communications. However, there is no guarantee that interference will not occur in a particular installation. If this equipment does cause harmful interference to radio or television reception, which can be determined by turning the equipment off and on, the user is encouraged to try to correct the interference by one or more of the following measures:

- 1. Reorient or relocate the receiving antenna.
- 2. Increase the separation between the equipment and receiver.
- 3. Connect the equipment into an outlet on a circuit different from that to which the receiver is connected.
- 4. Consult the dealer or an experienced radio/TV technician for help.

FCC and IC Radiation Exposure Statement

This equipment complies with FCC and IC radiation exposure limits set forth for an uncontrolled environment. This equipment should be installed and operated with minimum distance 20cm between the radiator & your body.

Lors de l'utilisation du produit, maintenez une distance de 20 cm du corps afin de vous conformer aux exigences en matière d'exposition RF.

This Class B digital apparatus complies with Canadian ICES-005. Cet appareil numérique de la classe B est conforme à la norme NMB-005 du Canada.

Responsible party:

Name: GOVEE MOMENTS(US) TRADING LIMITED
Address: 2501 Chatham Rd Suite R Springfield IL 62704
Email: certification@govee.com
Contact information: <https://www.govee.com/support>

The trademark Govee has been authorised to Shenzhen Qianyan Technology LTD.
Copyright ©2021 Shenzhen Qianyan Technology LTD.
All Rights Reserved.



User Manual

Model: H70C2

Govee Christmas String lights