



7.3.5 Test Setup (Photographs)

AC Powerline Conducted Emission



– Rear View –




– Side View –


Photograph present configuration with maximum emission

7.4.5 Test Setup (Photographs)

Radiated Emission (9kHz – 30MHz)



– Front View –




– Rear View –


Photograph present configuration with maximum emission

7.5.5 Test Setup (Photographs)

Radiated Emission (30MHz – 1000MHz)



– Front View –




– Rear View –


Photograph present configuration with maximum emission

7.6.5 Test Setup (Photographs)

Radiated Emission (Above 1GHz)



— Front View —



— Rear View —

Photograph present configuration with maximum emission