DH5_Ant16_2441_0~Reference

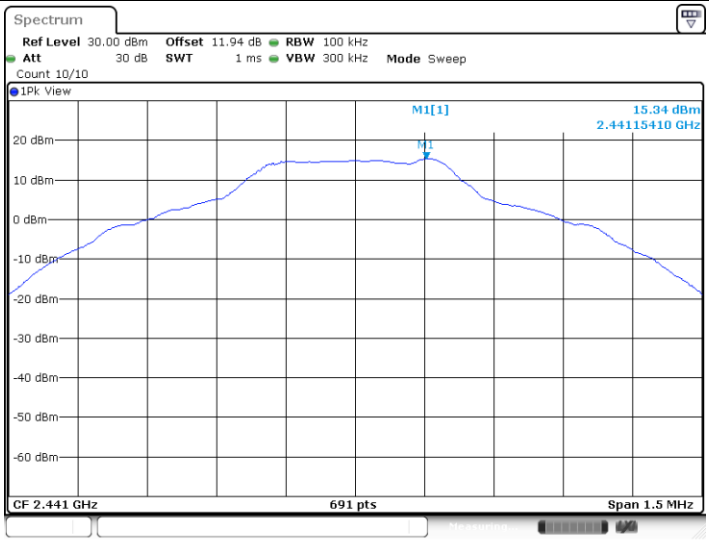

Date: 7.MAY.2024 15:33:16

DH5_Ant16_2441_30~1000

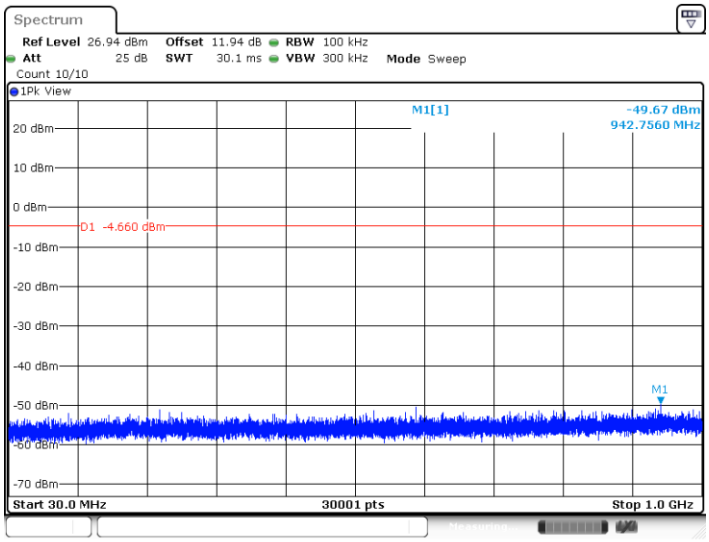

Date: 7.MAY.2024 15:33:21

DH5_Ant16_2441_1000~26500

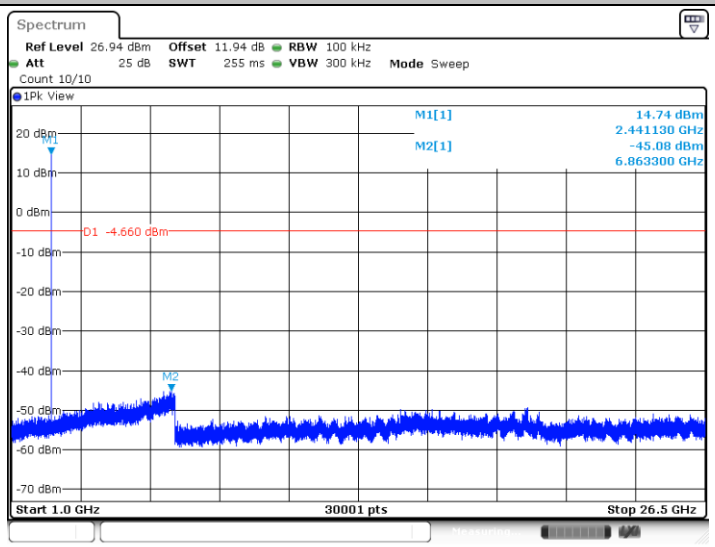

Date: 7.MAY.2024 15:33:36

DH5_Ant7_2441_0~Reference

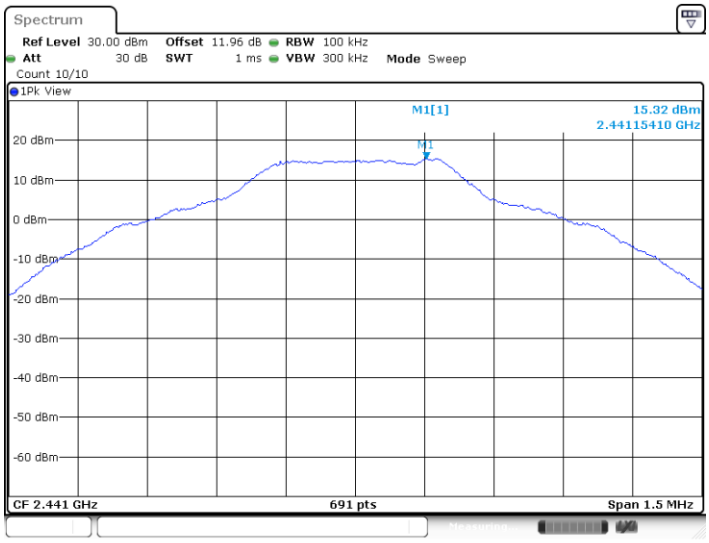

Date: 7.MAY.2024 15:53:31

DH5_Ant7_2441_30~1000

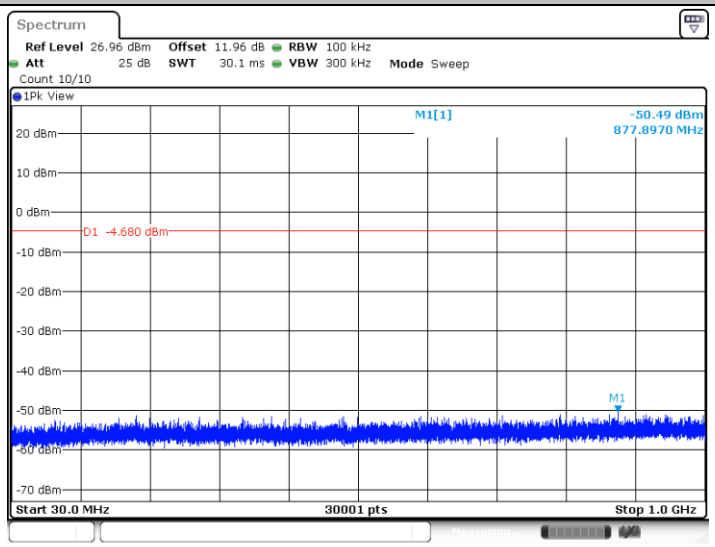

Date: 7.MAY.2024 15:53:36

DH5_Ant7_2441_1000~26500

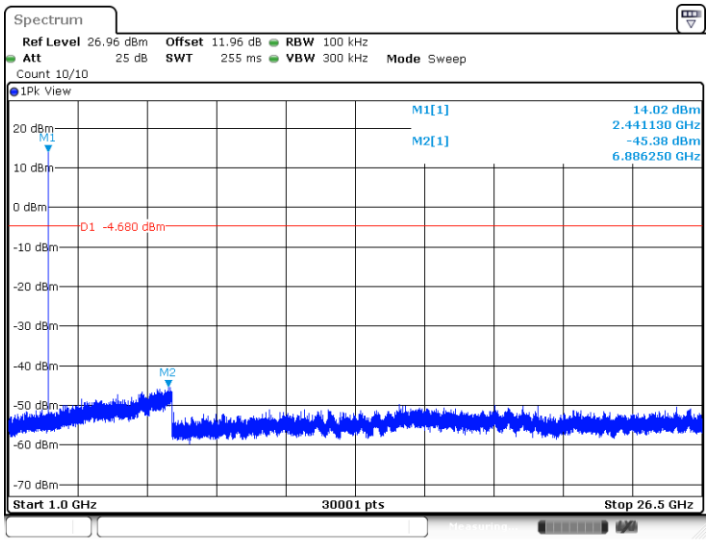

Date: 7.MAY.2024 15:53:51

DH5_Ant16_2480_0~Reference

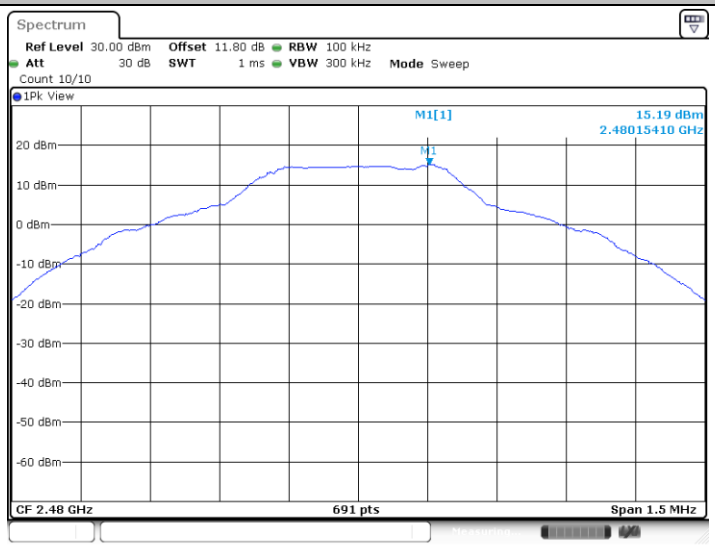

Date: 7.MAY.2024 15:34:24

DH5_Ant16_2480_30~1000

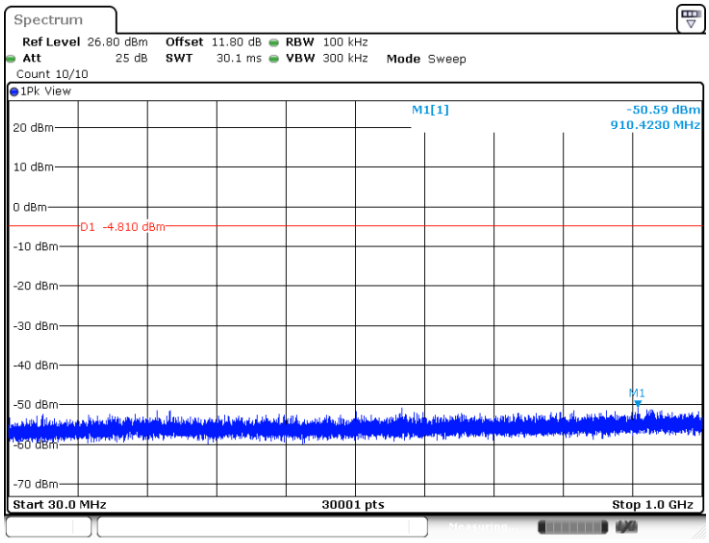

Date: 7.MAY.2024 15:34:29

DH5_Ant16_2480_1000~26500

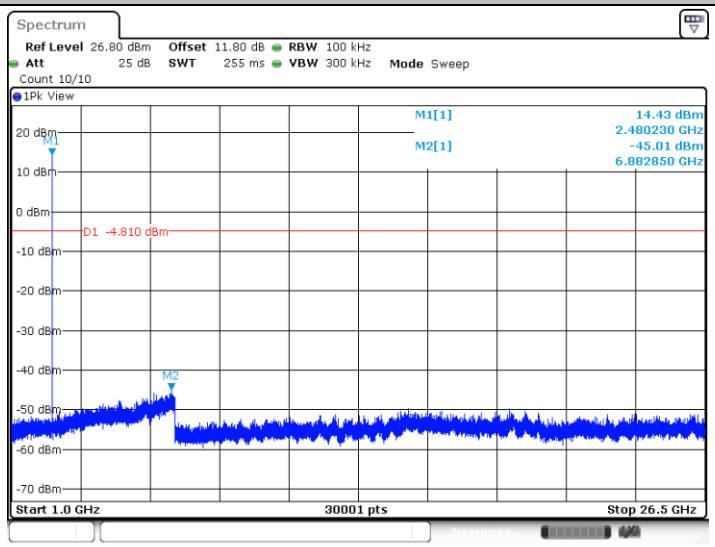

Date: 7.MAY.2024 15:34:44

DH5_Ant7_2480_0~Reference

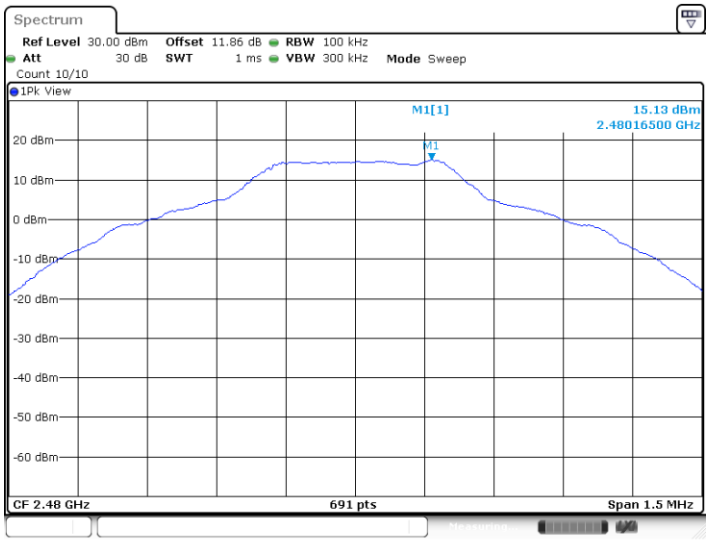

Date: 7.MAY.2024 15:54:36

DH5_Ant7_2480_30~1000

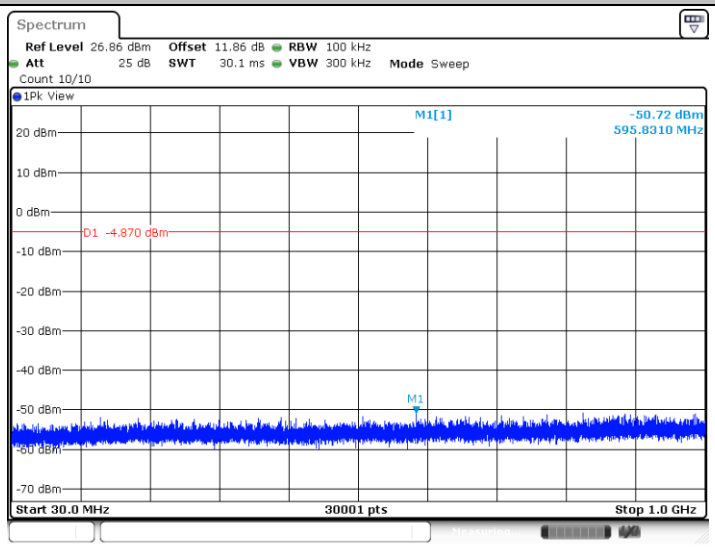

Date: 7.MAY.2024 15:54:41

DH5_Ant7_2480_1000~26500

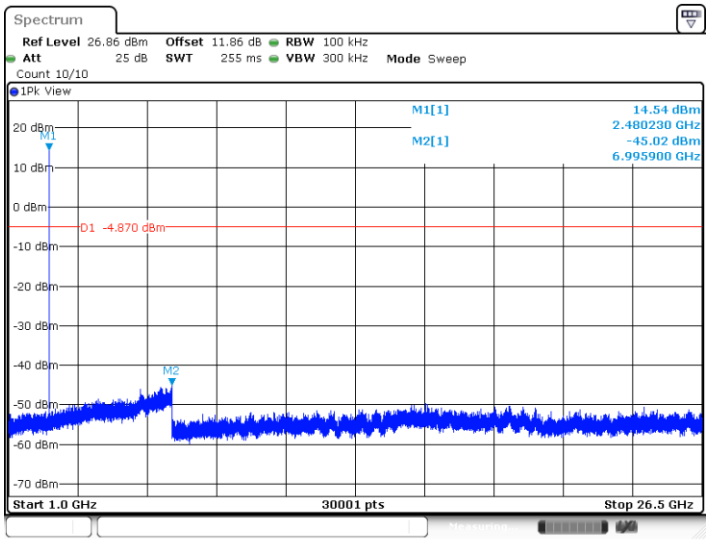

Date: 7.MAY.2024 15:54:56

2DH1_Ant16_2402_0~Reference

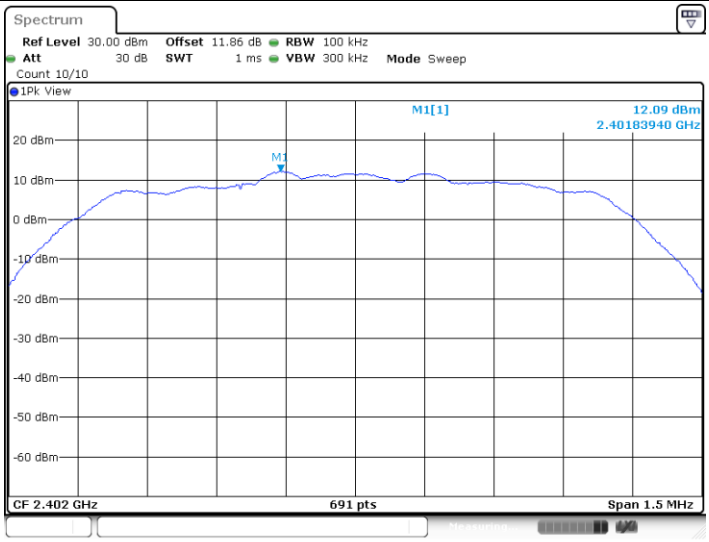

Date: 7.MAY.2024 15:35:30

2DH1_Ant16_2402_30~1000

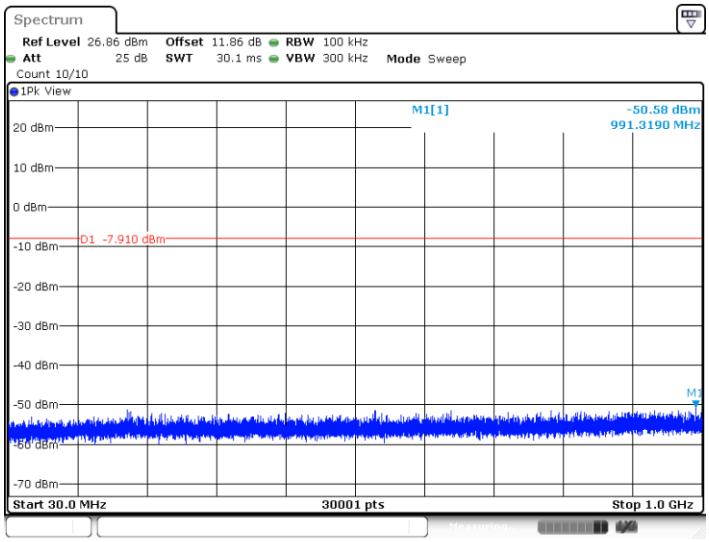

Date: 7.MAY.2024 15:35:36

2DH1_Ant16_2402_1000~26500

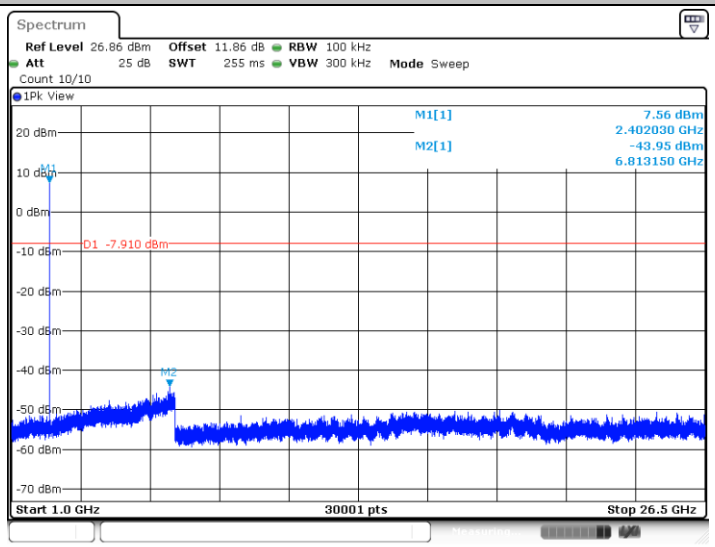

Date: 7.MAY.2024 15:35:51

2DH1_Ant7_2402_0~Reference

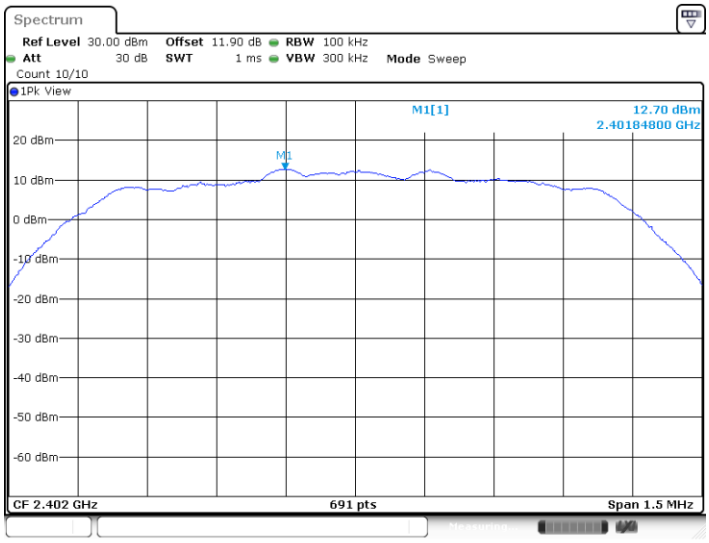

Date: 7.MAY.2024 15:55:41

2DH1_Ant7_2402_30~1000

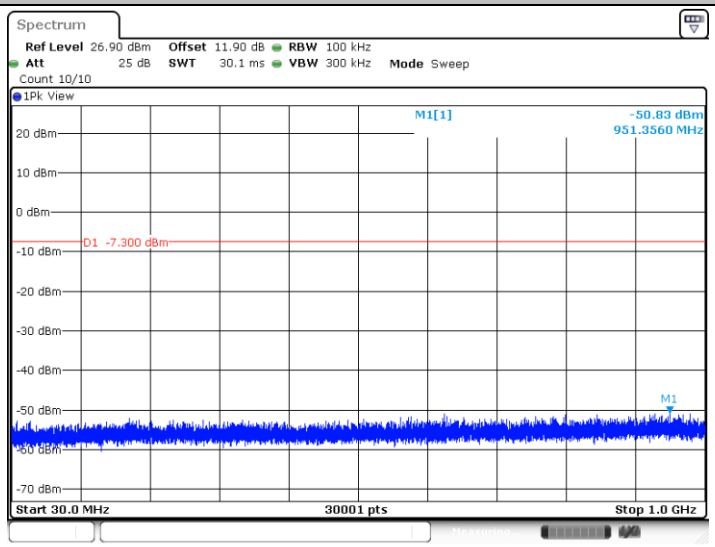

Date: 7.MAY.2024 15:55:46

2DH1_Ant7_2402_1000~26500

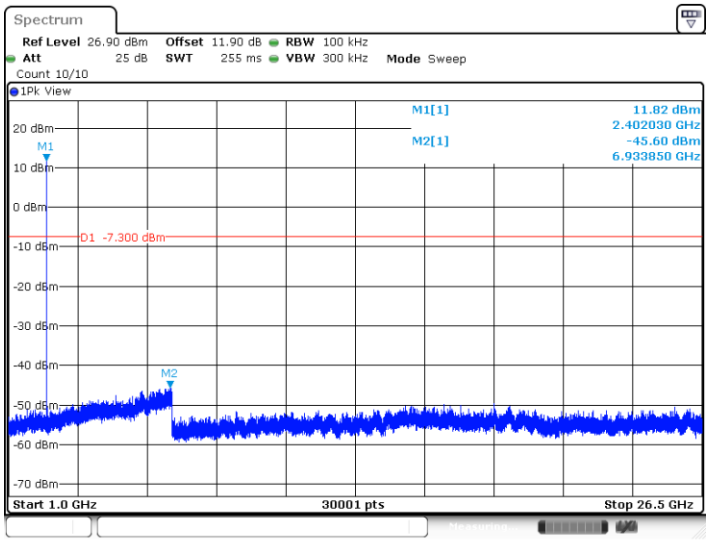

Date: 7.MAY.2024 15:56:02

2DH1_Ant16_2441_0~Reference

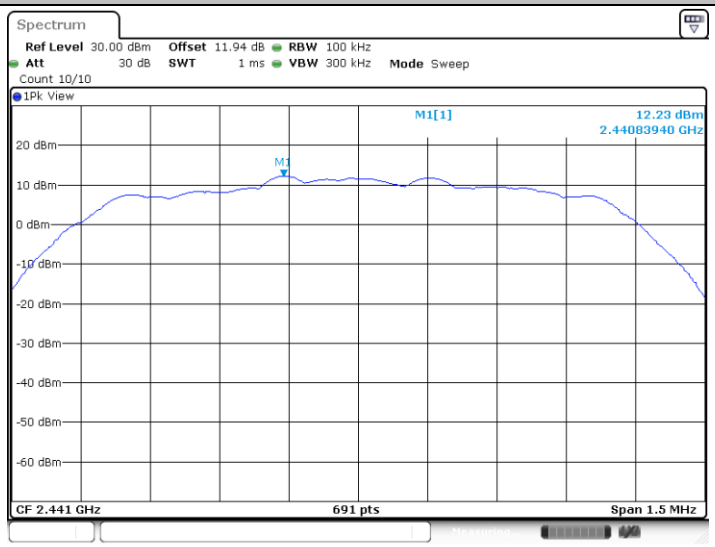

Date: 7.MAY.2024 15:36:22

2DH1_Ant16_2441_30~1000

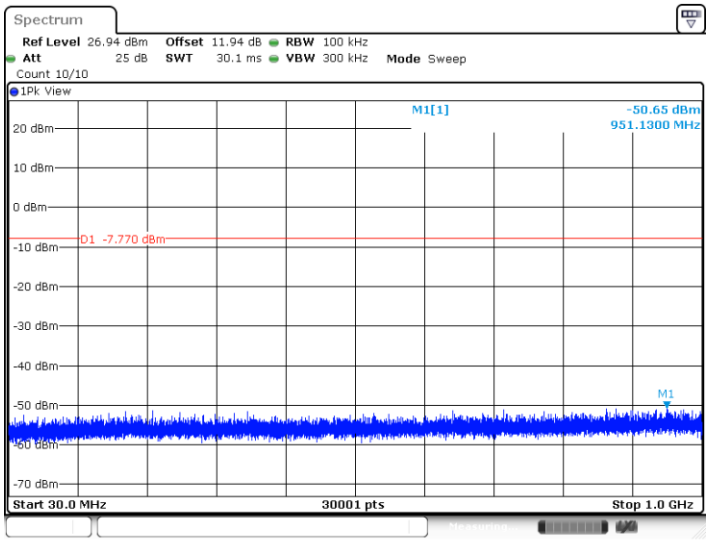

Date: 7.MAY.2024 15:36:28

2DH1_Ant16_2441_1000~26500

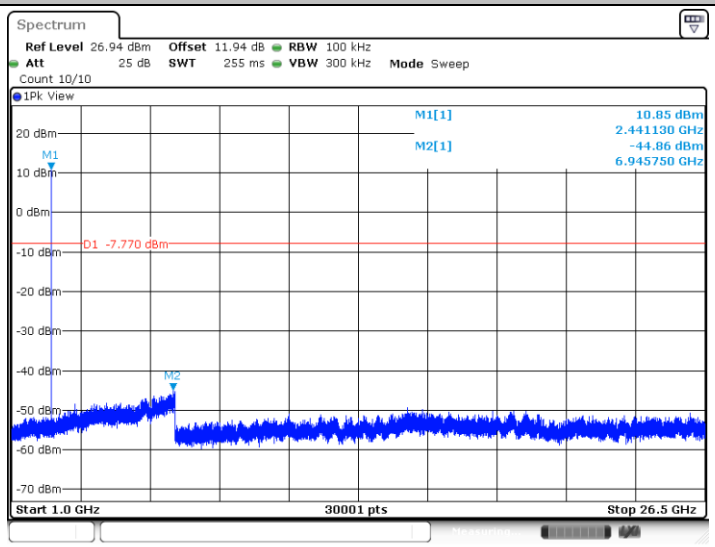

Date: 7.MAY.2024 15:36:43

2DH1_Ant7_2441_0~Reference

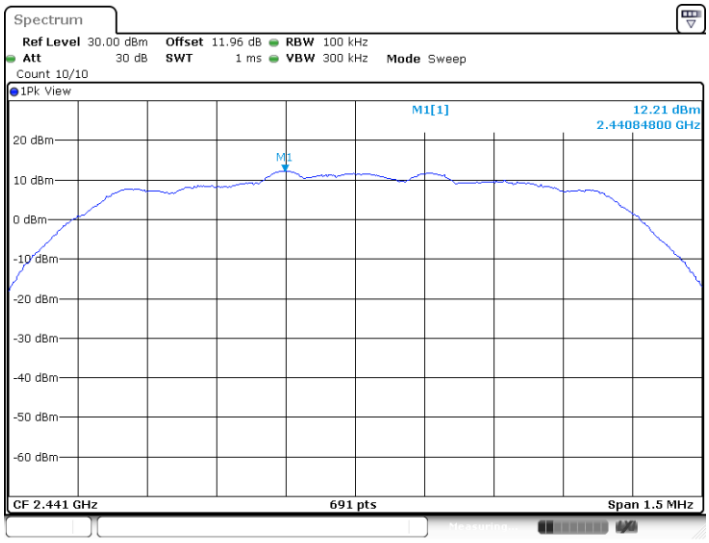

Date: 7.MAY.2024 15:56:33

2DH1_Ant7_2441_30~1000

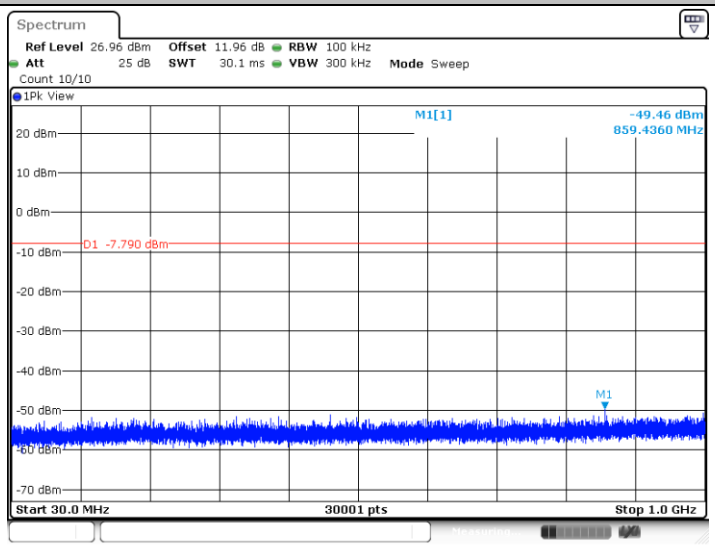

Date: 7.MAY.2024 15:56:39

2DH1_Ant7_2441_1000~26500

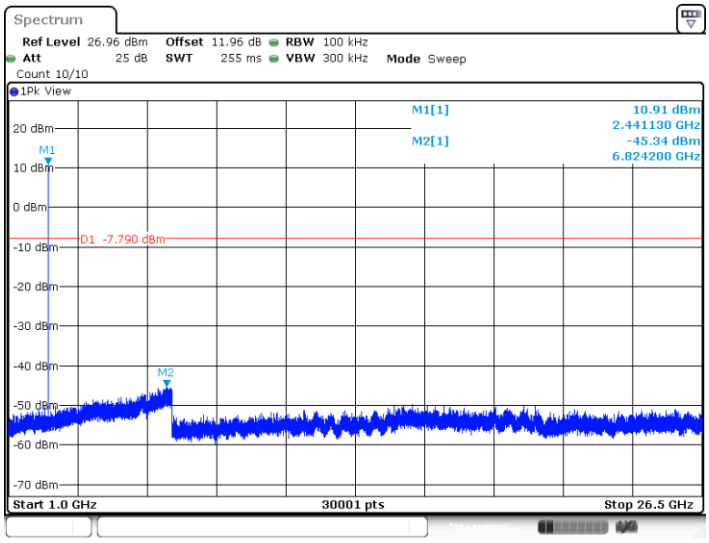

Date: 7.MAY.2024 15:56:54

2DH1_Ant16_2480_0~Reference

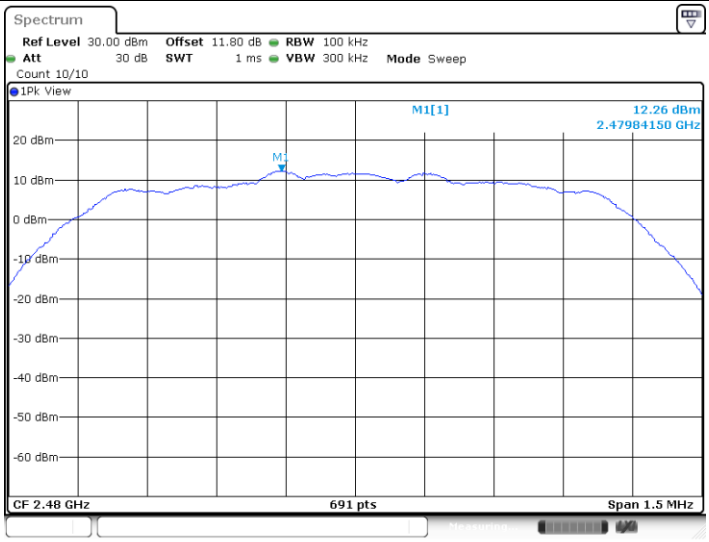

Date: 7.MAY.2024 15:37:28

2DH1_Ant16_2480_30~1000

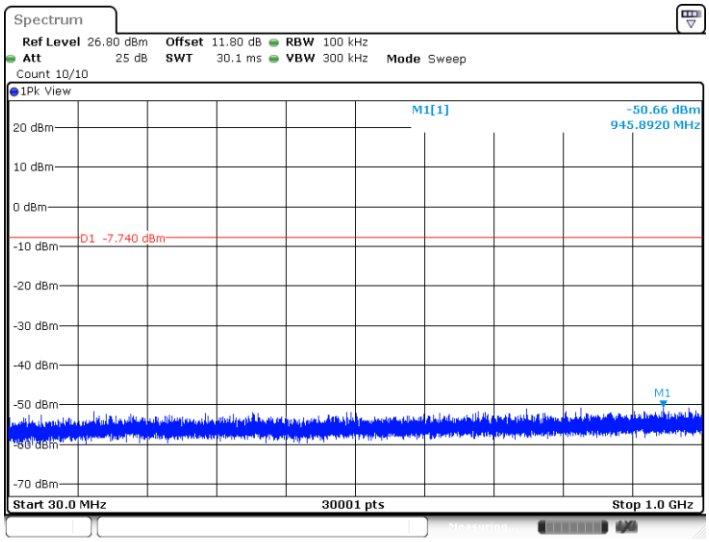

Date: 7.MAY.2024 15:37:33

2DH1_Ant16_2480_1000~26500

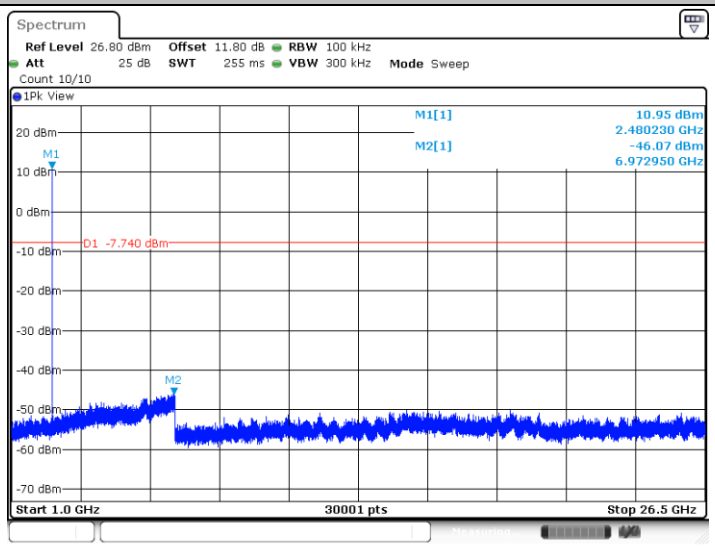

Date: 7.MAY.2024 15:37:49

2DH1_Ant7_2480_0~Reference

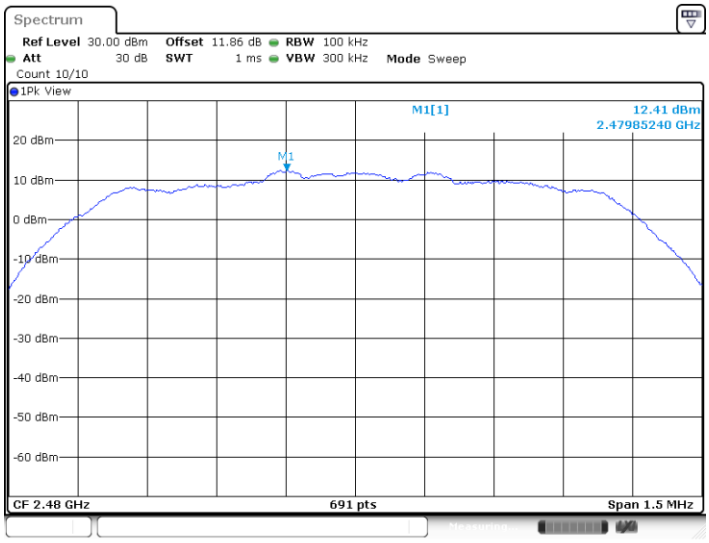

Date: 7.MAY.2024 15:57:39

2DH1_Ant7_2480_30~1000

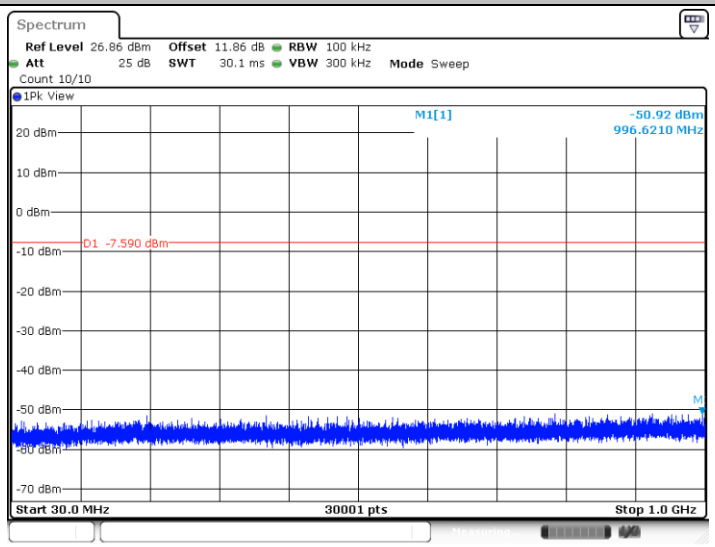

Date: 7.MAY.2024 15:57:44

2DH1_Ant7_2480_1000~26500

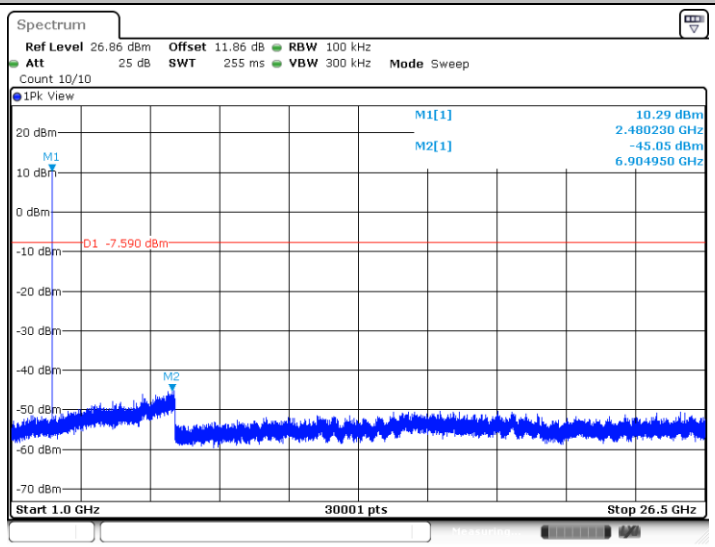

Date: 7.MAY.2024 15:57:59

3DH1_Ant16_2402_0~Reference

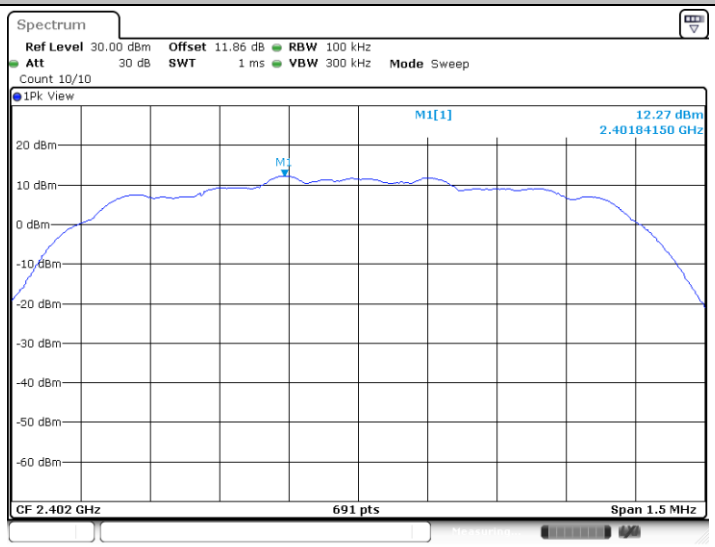

Date: 7.MAY.2024 15:38:33

3DH1_Ant16_2402_30~1000

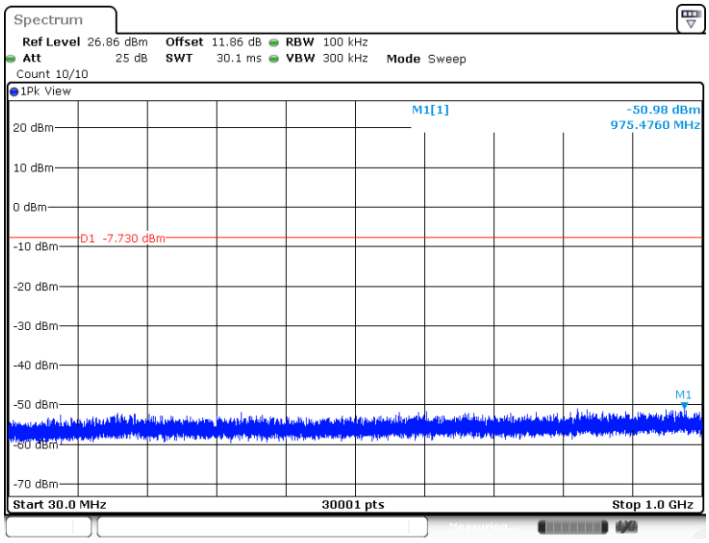

Date: 7.MAY.2024 15:38:39

3DH1_Ant16_2402_1000~26500

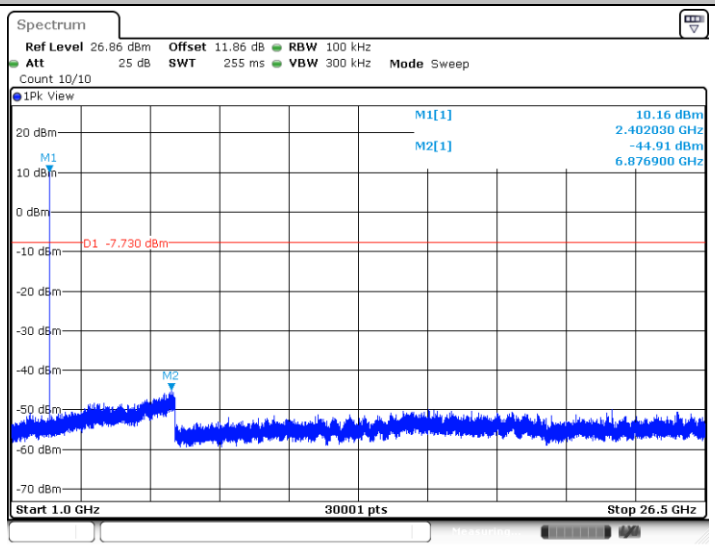

Date: 7.MAY.2024 15:38:54

3DH1_Ant7_2402_0~Reference

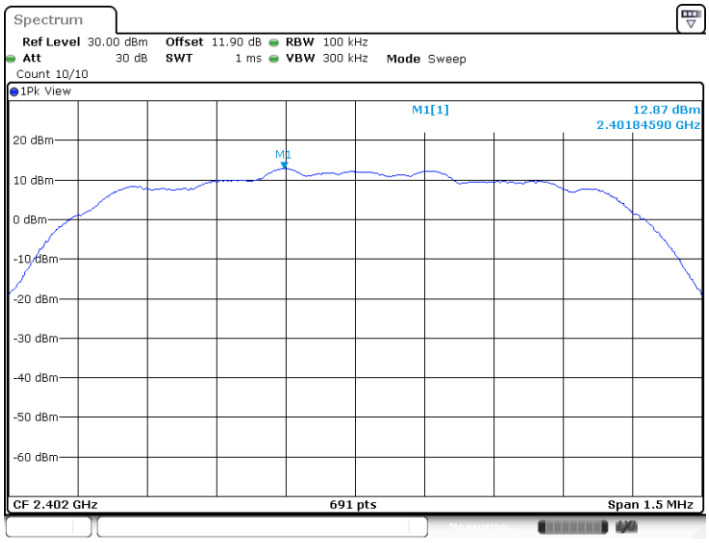

Date: 7.MAY.2024 15:58:44

3DH1_Ant7_2402_30~1000

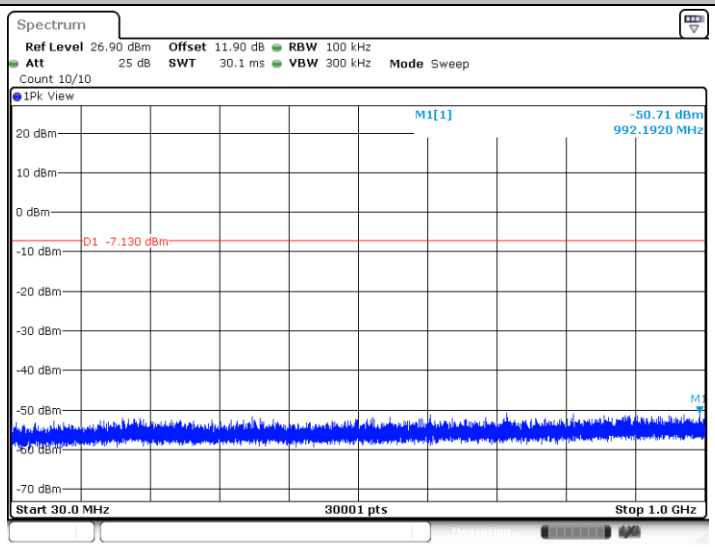

Date: 7.MAY.2024 15:58:50

3DH1_Ant7_2402_1000~26500

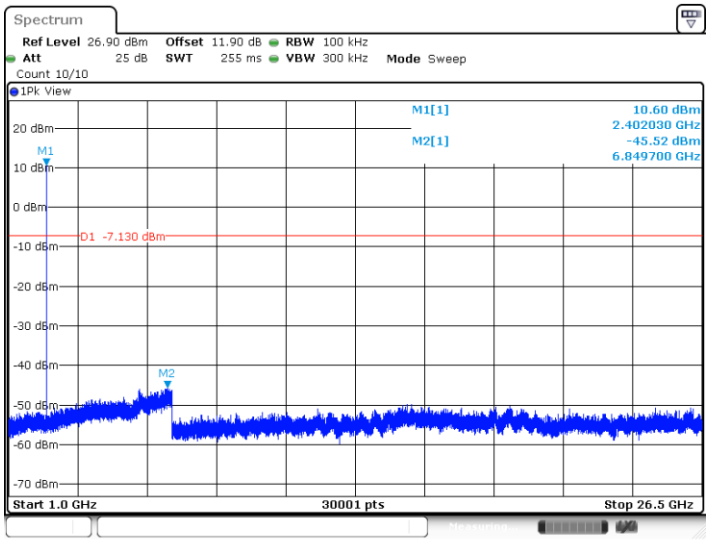

Date: 7.MAY.2024 15:59:05

3DH1_Ant16_2441_0~Reference

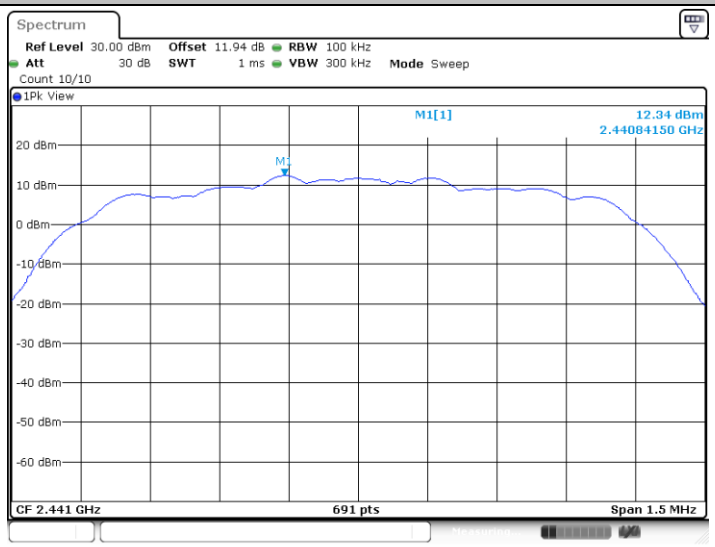

Date: 7.MAY.2024 15:39:25

3DH1_Ant16_2441_30~1000

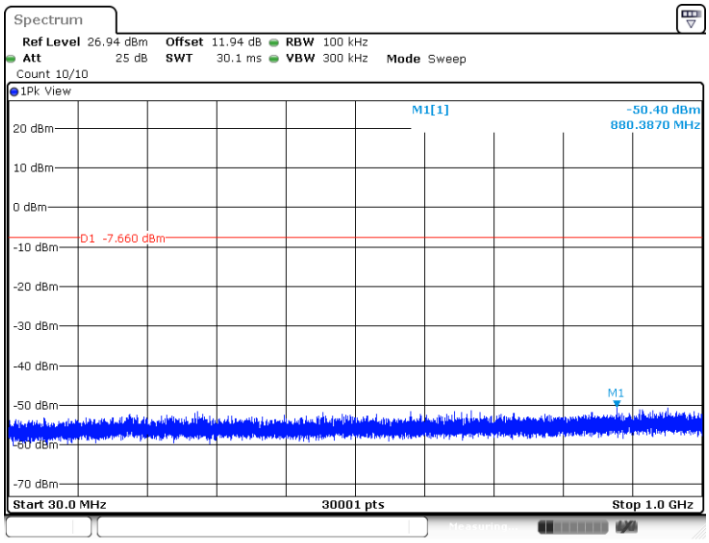

Date: 7.MAY.2024 15:39:31

3DH1_Ant16_2441_1000~26500

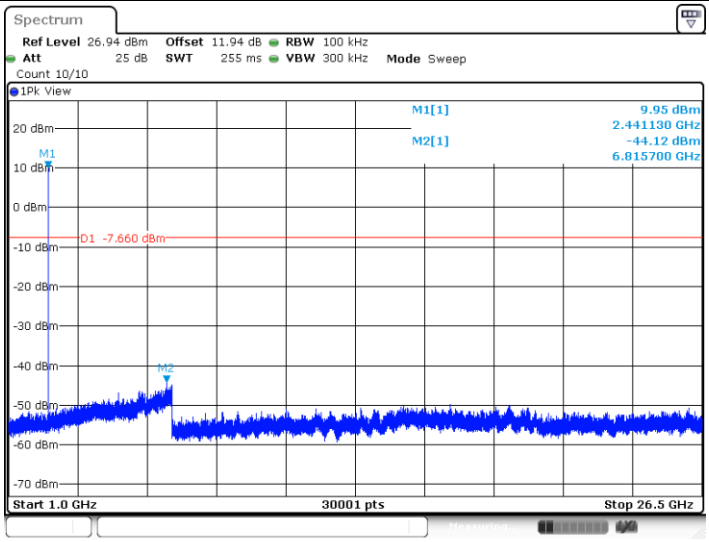

Date: 7.MAY.2024 15:39:46

3DH1_Ant7_2441_0~Reference

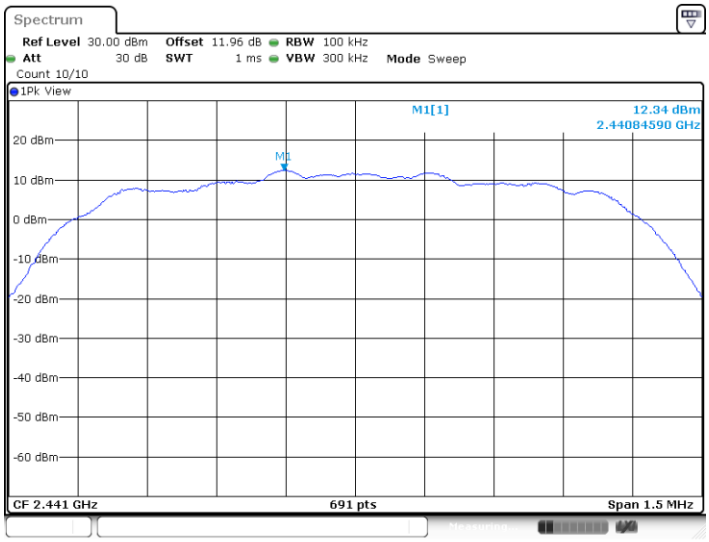

Date: 7.MAY.2024 15:59:36

3DH1_Ant7_2441_30~1000

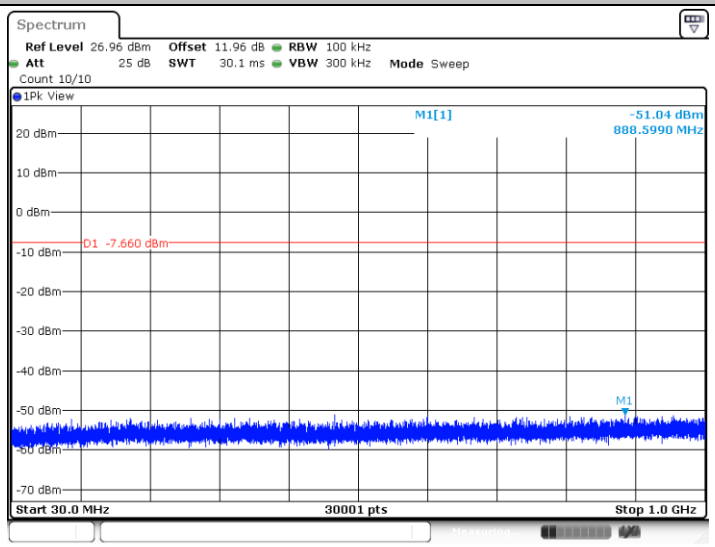

Date: 7.MAY.2024 15:59:42

3DH1_Ant7_2441_1000~26500

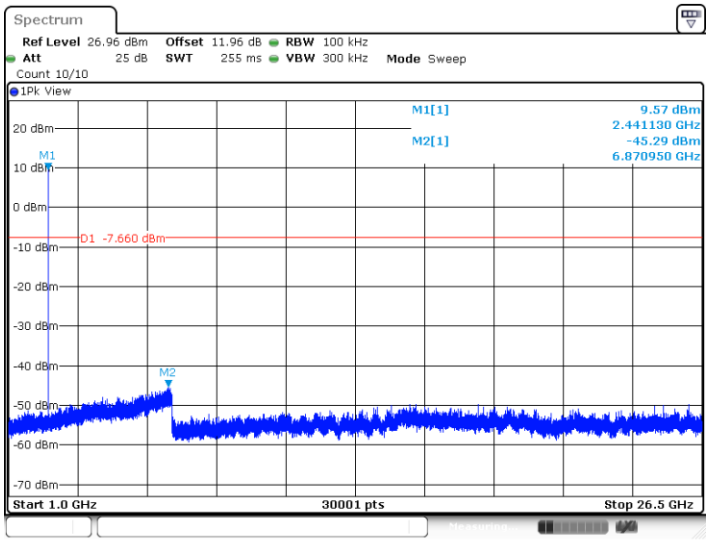

Date: 7.MAY.2024 15:59:57

3DH1_Ant16_2480_0~Reference

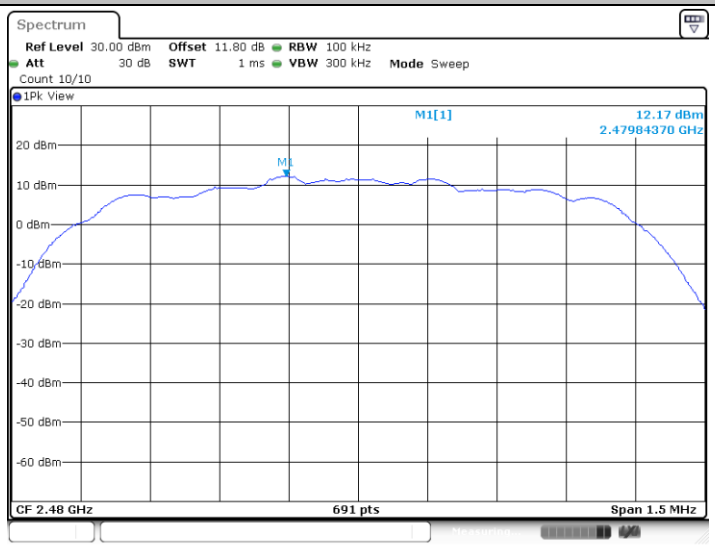

Date: 7.MAY.2024 15:40:31

3DH1_Ant16_2480_30~1000

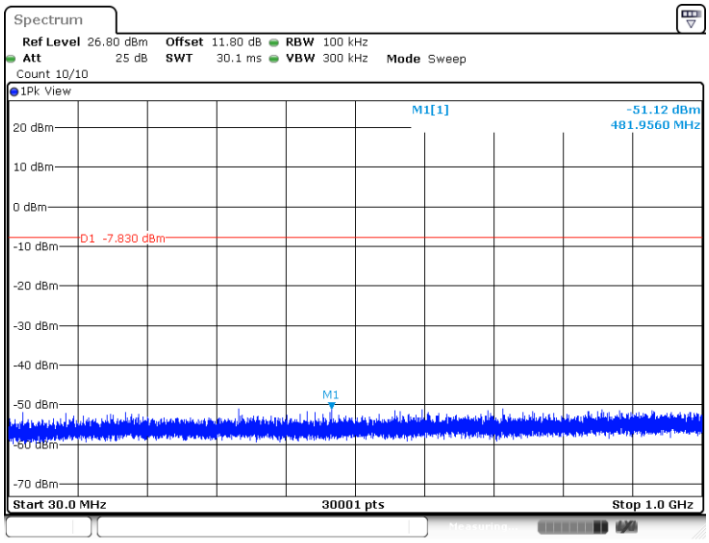

Date: 7.MAY.2024 15:40:36

3DH1_Ant16_2480_1000~26500

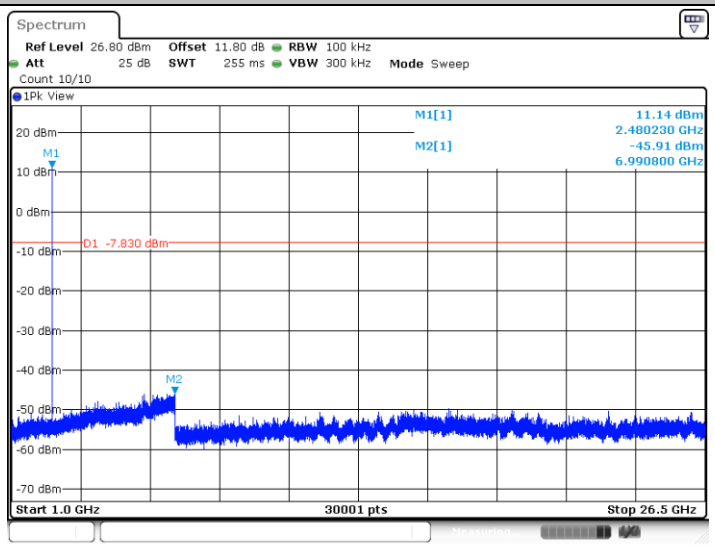

Date: 7.MAY.2024 15:40:52

3DH1_Ant7_2480_0~Reference

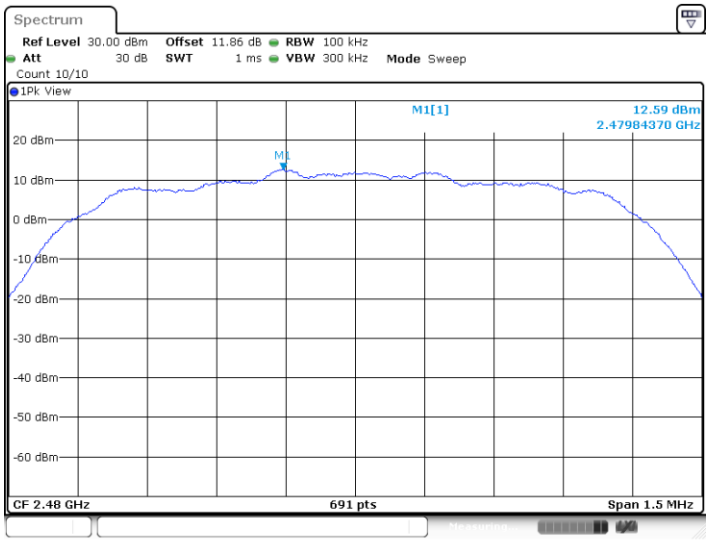

Date: 7.MAY.2024 16:00:42

3DH1_Ant7_2480_30~1000

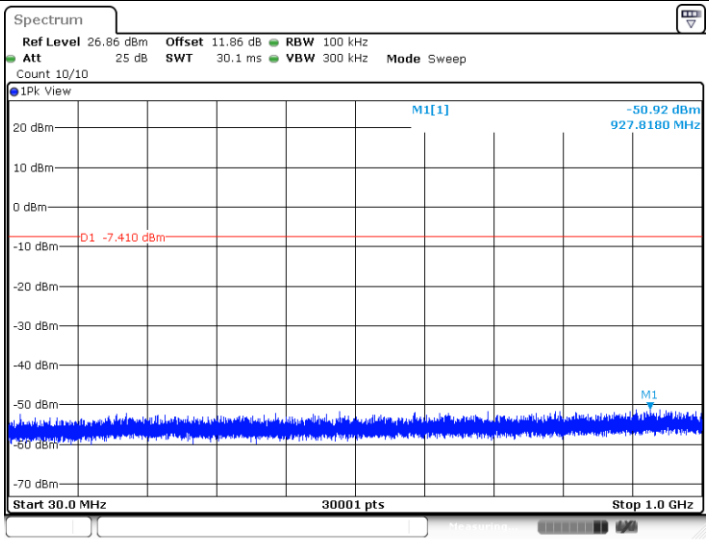

Date: 7.MAY.2024 16:00:47

3DH1_Ant7_2480_1000~26500

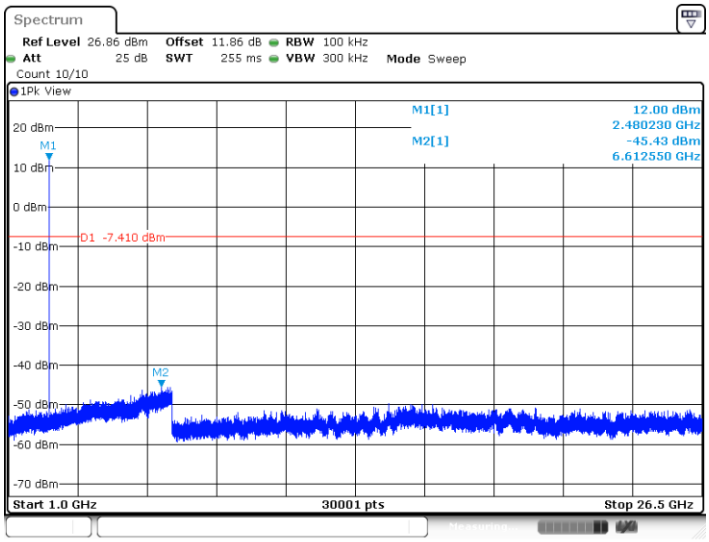

Date: 7.MAY.2024 16:01:03

Appendix B. AC Conducted Emission Test Results

Test Engineer :	Yuki Tang	**Temperature :**	22~24℃
		Relative Humidity :	44~50%
Test Voltage :	120Vac / 60Hz	**Phase :**	Line
Remark :	All emissions not reported here are more than 10 dB below the prescribed limit.		

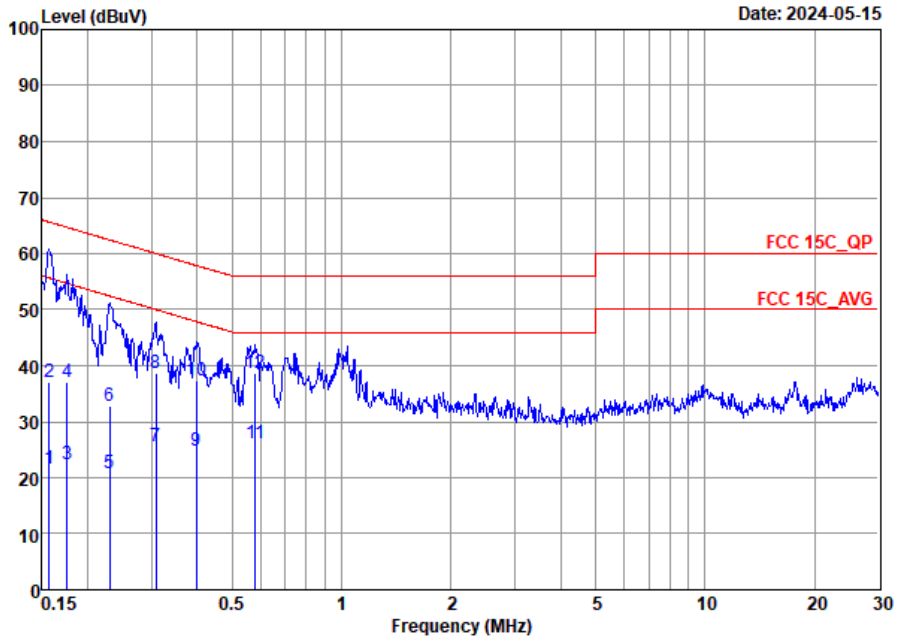

Site : CO01-SZ
Condition: FCC 15C_QP AC LISN 100063_L LINE

	Freq	Level	Over Limit	Limit Line	Read Level	LISN Factor	Cable Loss	Remark
	MHz	dBuV	dB	dBuV	dBuV	dB	dB	
1	0.16	21.67	-33.98	55.65	1.19	10.34	10.14	Average
2	0.16	37.07	-28.58	65.65	16.59	10.34	10.14	QP
3	0.18	22.52	-32.16	54.68	2.10	10.28	10.14	Average
4	0.18	37.02	-27.66	64.68	16.60	10.28	10.14	QP
5	0.23	20.91	-31.53	52.44	0.50	10.26	10.15	Average
6	0.23	32.91	-29.53	62.44	12.50	10.26	10.15	QP
7	0.31	25.73	-24.29	50.02	5.51	10.07	10.15	Average
8	0.31	38.73	-21.29	60.02	18.51	10.07	10.15	QP
9	0.40	24.70	-23.20	47.90	4.10	10.44	10.16	Average
10	0.40	37.30	-20.60	57.90	16.70	10.44	10.16	QP
11	0.58	26.24	-19.76	46.00	5.90	10.18	10.16	Average
12 *	0.58	38.64	-17.36	56.00	18.30	10.18	10.16	QP

Test Engineer :	Yuki Tang	**Temperature :**	22~24℃
		Relative Humidity :	44~50%
Test Voltage :	120Vac / 60Hz	**Phase :**	Neutral
Remark :	All emissions not reported here are more than 10 dB below the prescribed limit.		

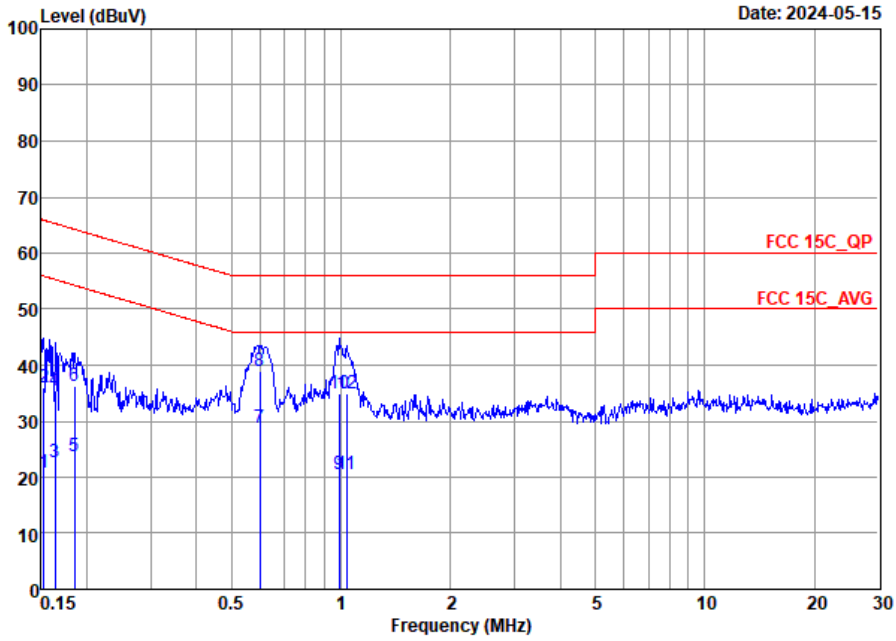

Site : CO01-SZ
Condition: FCC 15C_QP AC LISN 100063_N NEUTRAL

		Freq	Level	Over Limit	Limit Line	Read Level	LISN Factor	Cable Loss	Remark
		MHz	dBuV	dB	dBuV	dBuV	dB	dB	
1		0.15	20.71	-35.16	55.87	0.40	10.18	10.13	Average
2		0.15	36.11	-29.76	65.87	15.80	10.18	10.13	QP
3		0.16	22.62	-32.68	55.30	2.10	10.38	10.14	Average
4		0.16	35.42	-29.88	65.30	14.90	10.38	10.14	QP
5		0.19	23.63	-30.61	54.24	3.10	10.38	10.15	Average
6		0.19	36.23	-28.01	64.24	15.70	10.38	10.15	QP
7		0.60	28.91	-17.09	46.00	8.60	10.15	10.16	Average
8	*	0.60	39.01	-16.99	56.00	18.70	10.15	10.16	QP
9		0.99	20.60	-25.40	46.00	0.20	10.24	10.16	Average
10		0.99	35.00	-21.00	56.00	14.60	10.24	10.16	QP
11		1.04	20.48	-25.52	46.00	0.10	10.22	10.16	Average
12		1.04	34.88	-21.12	56.00	14.50	10.22	10.16	QP

Note:

1. Level(dBμV) = Read Level(dBμV) + LISN Factor(dB) + Cable Loss(dB)
2. Over Limit(dB) = Level(dBμV) – Limit Line(dBμV)

Appendix C Radiated Spurious Emission Test Data

Test Engineer :	Jia Kuang	Relative Humidity :	48~49%
		Temperature :	24~25 ℃

Radiated Spurious Emission Test Modes

Mode	Band (MHz)	Antenna	Modulation	Channel	Frequency	Data Rate	RU	Remark
Mode 1	2400-2483.5	7	Bluetooth BR_GFSK	00	2402	3DH5	-	-
Mode 2	2400-2483.5	7	Bluetooth BR_GFSK	39	2441	3DH5	-	-
Mode 3	2400-2483.5	7	Bluetooth BR_GFSK	78	2480	3DH5	-	-
Mode 4	2400-2483.5	16	Bluetooth BR_GFSK	00	2402	3DH5	-	-
Mode 5	2400-2483.5	16	Bluetooth BR_GFSK	39	2441	3DH5	-	-
Mode 6	2400-2483.5	16	Bluetooth BR_GFSK	78	2480	3DH5	-	-
Mode 3	2400-2483.5	7	Bluetooth BR_GFSK LF	78	2480	3DH5	-	-

Summary of each worse mode

Mode	Modulation	Ch.	Freq. (MHz)	Level (dBuV/m)	Limit (dBuV/m)	Margin (dB)	Pol.	Peak Avg.	Result	Remark
1	Bluetooth BR_GFSK	00	2346.23	44.43	74.00	-29.57	V	Peak	Pass	Band Edge
1	Bluetooth BR_GFSK	00	4804.00	43.42	74.00	-30.58	H	Peak	Pass	Harmonic
2	Bluetooth BR_GFSK	39	-	-	-	-	-	-	-	Band Edge
2	Bluetooth BR_GFSK	39	7323.00	45.52	74.00	-28.48	H	Peak	Pass	Harmonic
3	Bluetooth BR_GFSK	78	2483.60	47.02	74.00	-26.98	H	Peak	Pass	Band Edge
3	Bluetooth BR_GFSK	78	7440.00	45.70	74.00	-28.30	H	Peak	Pass	Harmonic
4	Bluetooth BR_GFSK	00	2361.03	44.50	74.00	-29.50	V	Peak	Pass	Band Edge
4	Bluetooth BR_GFSK	00	4804.00	43.12	74.00	-30.88	V	Peak	Pass	Harmonic
5	Bluetooth BR_GFSK	39	-	-	-	-	-	-	-	Band Edge
5	Bluetooth BR_GFSK	39	7323.00	45.64	74.00	-28.36	V	Peak	Pass	Harmonic
6	Bluetooth BR_GFSK	78	2484.25	45.56	74.00	-28.44	H	Peak	Pass	Band Edge
6	Bluetooth BR_GFSK	78	7440.00	44.56	74.00	-29.44	H	Peak	Pass	Harmonic
3	Bluetooth BR_GFSK	78	30.00	25.49	40.00	-14.51	H	Peak	Pass	LF

Mode	1	
	Band Edge	
	2400-2483.5_Bluetooth BR_GFSK_CH00_2402MHz	
ANT	7	
Pol.	Horizontal	Fundamental
Peak	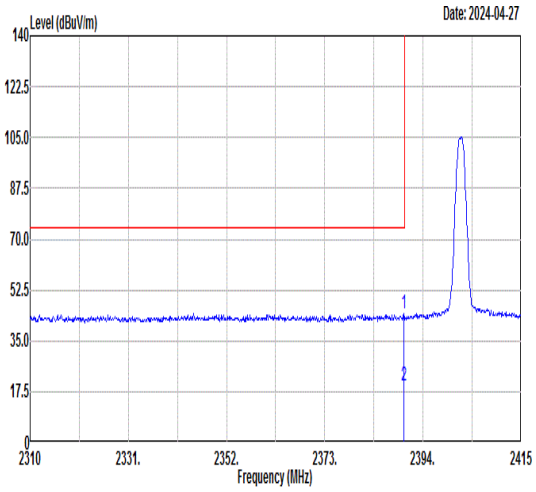 Freq Level Limit Line Margin (dB) Read Level Ant Factor Cable Loss Preamp Factor APos TPos Remark MHz dBuV/m dBuV/m dBuV dB/m dB dB cm deg 1 2389.91 44.24 74.00 -29.76 41.69 30.72 5.36 33.53 362 262 PEAK 2 2389.91 19.45 54.00 -34.55 16.90 30.72 5.36 33.53 362 262 AVERAGE	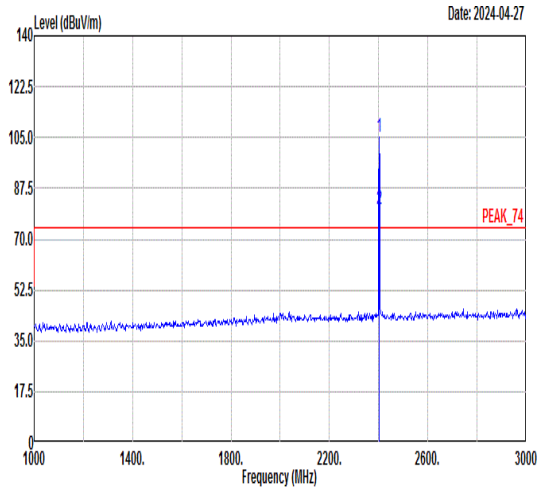 Freq Level Limit Line Margin (dB) Read Level Ant Factor Cable Loss Preamp Factor APos TPos Remark MHz dBuV/m dBuV/m dBuV dB/m dB dB cm deg 1 2402.00 105.06 ------ ------ 102.51 30.72 5.37 33.54 362 262 PEAK 2 2402.00 80.27 ------ ------ 77.72 30.72 5.37 33.54 362 262 AVERAGE

Mode	1	
	Band Edge	
	2400-2483.5_Bluetooth BR_GFSK_CH00_2402MHz	
ANT	7	
Pol.	Vertical	Fundamental
Peak	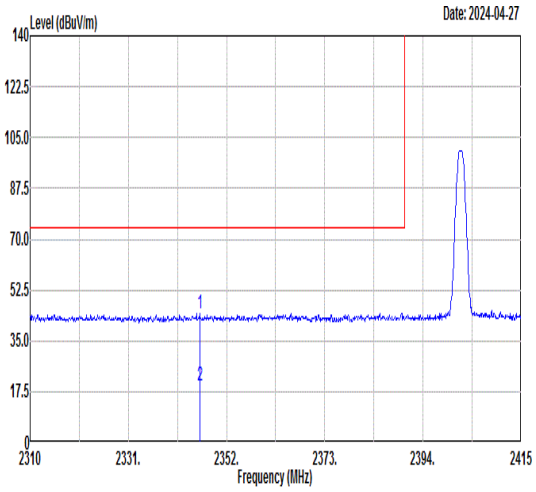 Freq Level Limit Line Margin (dB) Read Level Ant Factor Cable Loss Preamp Factor APos TPos Remark MHz dBuV/m dBuV/m dBuV dB/m dB dB cm deg 1 2346.23 44.43 74.00 -29.57 41.89 30.73 5.32 33.51 365 290 PEAK 2 2346.23 19.64 54.00 -34.36 17.10 30.73 5.32 33.51 365 290 AVERAGE	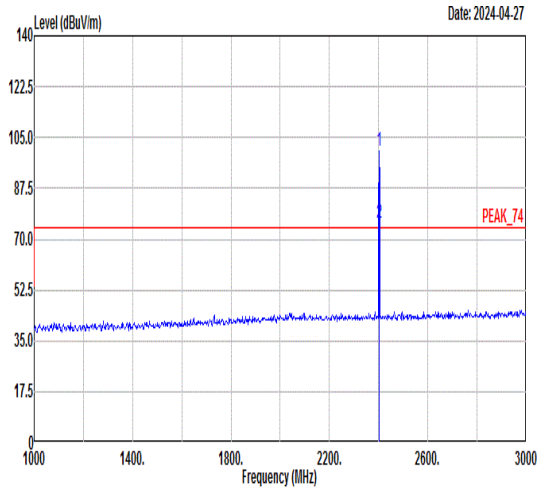 Freq Level Limit Line Margin (dB) Read Level Ant Factor Cable Loss Preamp Factor APos TPos Remark MHz dBuV/m dBuV/m dBuV dB/m dB dB cm deg 1 2402.00 100.60 ------ ------ 98.05 30.72 5.37 33.54 365 290 PEAK 2 2402.00 75.81 ------ ------ 73.26 30.72 5.37 33.54 365 290 AVERAGE

Mode	1	
	Harmonic	
	2400-2483.5_Bluetooth BR_GFSK_CH00_2402MHz	
ANT	7	
Pol.	Horizontal	Vertical
Peak Avg	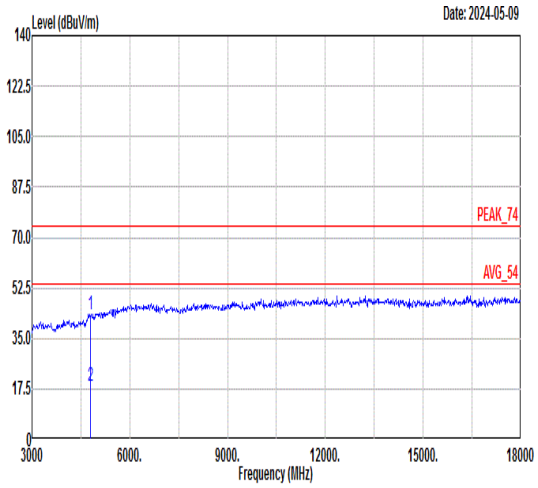 Freq Level Limit Line Margin Read Level Ant Factor Cable Loss Preamp Factor APos TPos Remark MHz dBuV/m dBuV/m dB dBuV dB/m dB dB cm deg 1 4804.00 43.42 74.00 -30.58 63.59 35.73 8.94 64.84 --- --- Peak 2 4804.00 18.63 54.00 -35.37 38.80 35.73 8.94 64.84 --- --- Average	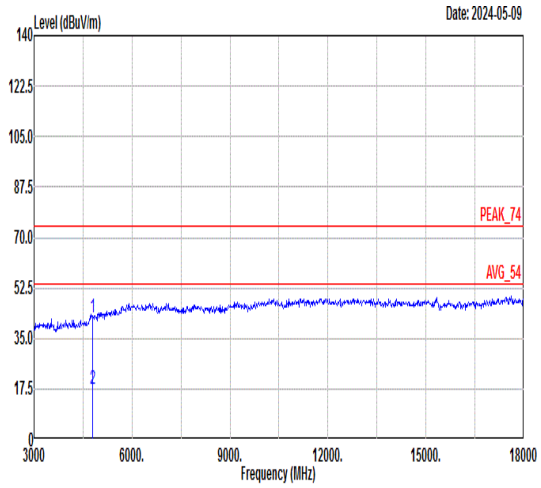 Freq Level Limit Line Margin Read Level Ant Factor Cable Loss Preamp Factor APos TPos Remark MHz dBuV/m dBuV/m dB dBuV dB/m dB dB cm deg 1 4804.00 42.26 74.00 -31.74 62.43 35.73 8.94 64.84 --- --- Peak 2 4804.00 17.47 54.00 -36.53 37.64 35.73 8.94 64.84 --- --- Average

Mode	2	
	Harmonic	
	2400-2483.5_Bluetooth BR_GFSK_CH39_2441MHz	
ANT	7	
Pol.	Horizontal	Vertical
Peak Avg	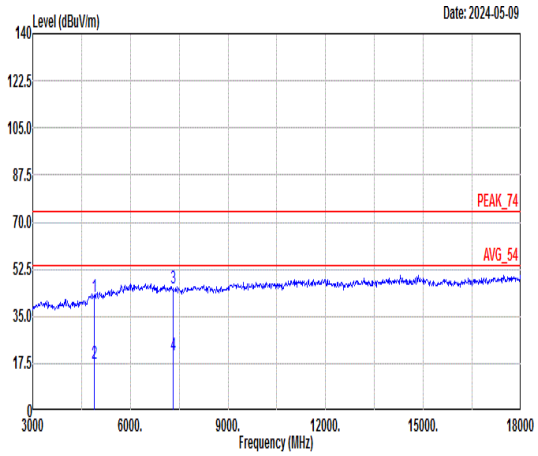 Freq Level Limit Line Margin Read Level Ant Factor Cable Loss Preamp Factor APos TPos Remark MHz dBuV/m dBuV/m dB dBuV dB/m dB dB cm deg 1 4882.00 42.48 74.00 -31.52 62.73 35.92 8.70 64.87 --- --- Peak 2 4882.00 17.69 54.00 -36.31 37.94 35.92 8.70 64.87 --- --- Average 3 7323.00 45.52 74.00 -28.48 63.33 36.87 10.18 64.86 --- --- Peak 4 7323.00 20.73 54.00 -33.27 38.54 36.87 10.18 64.86 --- --- Average	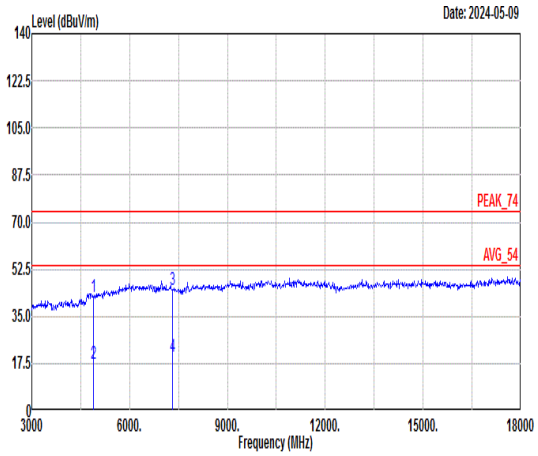 Freq Level Limit Line Margin Read Level Ant Factor Cable Loss Preamp Factor APos TPos Remark MHz dBuV/m dBuV/m dB dBuV dB/m dB dB cm deg 1 4882.00 42.43 74.00 -31.57 62.68 35.92 8.70 64.87 --- --- Peak 2 4882.00 17.64 54.00 -36.36 37.89 35.92 8.70 64.87 --- --- Average 3 7323.00 44.94 74.00 -29.06 62.75 36.87 10.18 64.86 --- --- Peak 4 7323.00 20.14 54.00 -33.86 37.95 36.87 10.18 64.86 --- --- Average

Mode	3	
	Band Edge	
	2400-2483.5_Bluetooth BR_GFSK_CH78_2480MHz	
ANT	7	
Pol.	Horizontal	Fundamental
Peak	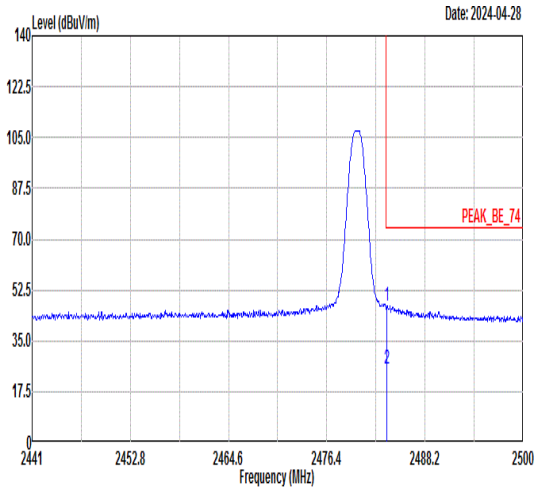 Freq Level Limit Line Margin Read Level Ant Factor Cable Loss Preamp Factor APos Remark TPos MHz dBuV/m dBuV/m dB dBuV dB/m dB dB cm deg 1 2483.60 47.02 74.00 -26.98 44.45 30.70 5.46 33.59 368 123 PEAK 2 2483.60 25.30 74.00 -48.70 22.73 30.70 5.46 33.59 368 123 AVERAGE	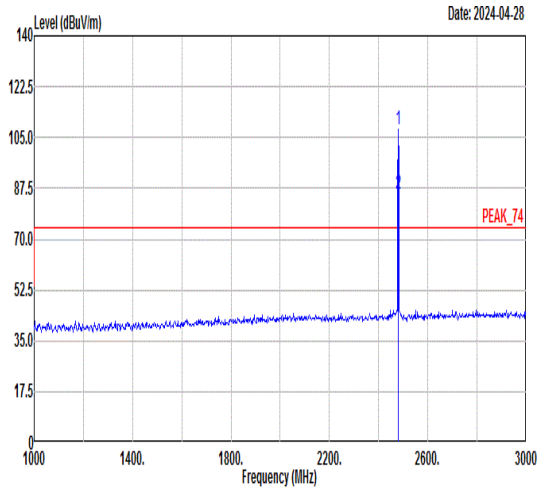 Freq Level Limit Line Margin Read Level Ant Factor Cable Loss Preamp Factor APos Remark TPos MHz dBuV/m dBuV/m dB dBuV dB/m dB dB cm deg 1 2480.00 107.72 ------ ------ 105.15 30.70 5.46 33.59 368 123 PEAK 2 2480.00 85.50 ------ ------ 82.93 30.70 5.46 33.59 368 123 AVERAGE

Mode	3	
	Band Edge	
	2400-2483.5_Bluetooth BR_GFSK_CH78_2480MHz	
ANT	7	
Pol.	Vertical	Fundamental
Peak	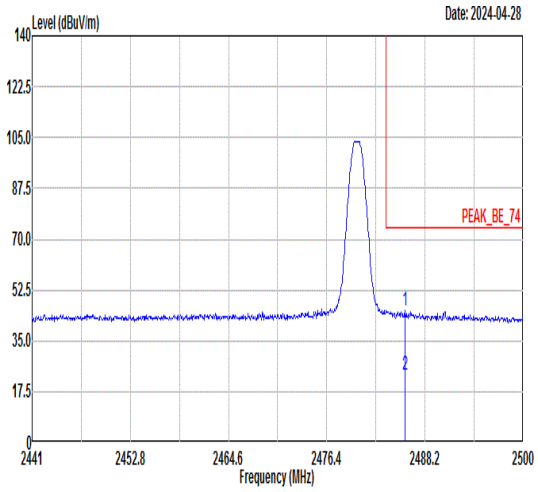	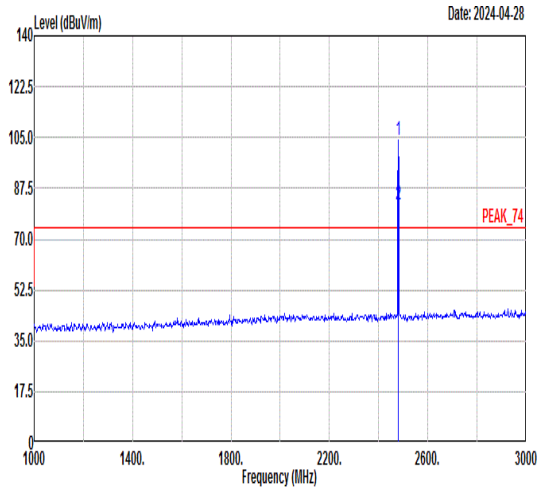

Vertical:

	Freq	Level	Limit Line	Margin	Read Level	Ant Factor	Cable Loss	Preamp Factor	APos	TPos	Remark
	MHz	dBuV/m	dBuV/m	dB	dBuV	dB/m	dB	dB	cm	deg	
1	2485.78	45.47	74.00	-28.53	42.90	30.70	5.46	33.59	334	181	PEAK
2	2485.78	23.25	74.00	-50.75	20.68	30.70	5.46	33.59	334	181	AVERAGE

Fundamental:

	Freq	Level	Limit Line	Margin	Read Level	Ant Factor	Cable Loss	Preamp Factor	APos	TPos	Remark
	MHz	dBuV/m	dBuV/m	dB	dBuV	dB/m	dB	dB	cm	deg	
1	2480.00	104.10	------	------	101.53	30.70	5.46	33.59	334	181	PEAK
2	2480.00	81.88	------	------	79.31	30.70	5.46	33.59	334	181	AVERAGE

Mode	3	
	Harmonic	
	2400-2483.5_Bluetooth BR_GFSK_CH78_2480MHz	
ANT	7	
Pol.	Horizontal	Vertical
Peak Avg	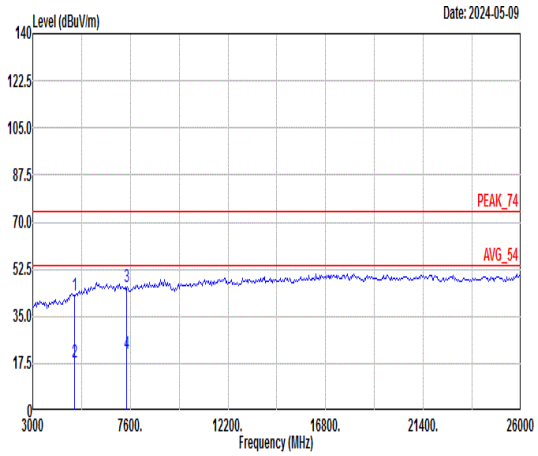 Freq Level Limit Line Margin Read Level Ant Factor Cable Loss Preamp Factor APos TPos Remark MHz dBuV/m dBuV/m dB dBuV dB/m dB dB cm deg 1 4960.00 42.83 74.00 -31.17 63.17 36.10 8.46 64.90 --- --- Peak 2 4960.00 18.04 54.00 -35.96 38.38 36.10 8.46 64.90 --- --- Average 3 7440.00 45.70 74.00 -28.30 63.57 36.82 10.17 64.86 --- --- Peak 4 7440.00 20.91 54.00 -33.09 38.78 36.82 10.17 64.86 --- --- Average	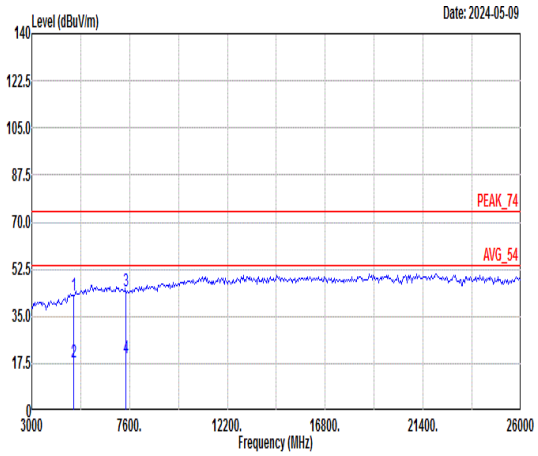 Freq Level Limit Line Margin Read Level Ant Factor Cable Loss Preamp Factor APos TPos Remark MHz dBuV/m dBuV/m dB dBuV dB/m dB dB cm deg 1 4960.00 42.79 74.00 -31.21 63.13 36.10 8.46 64.90 --- --- Peak 2 4960.00 18.00 54.00 -36.00 38.34 36.10 8.46 64.90 --- --- Average 3 7440.00 44.14 74.00 -29.86 62.01 36.82 10.17 64.86 --- --- Peak 4 7440.00 19.35 54.00 -34.65 37.22 36.82 10.17 64.86 --- --- Average

Mode	3	
	LF	
	2400-2483.5_Bluetooth BR_GFSK_CH78_2480MHz LF	
ANT	7	
Pol.	Horizontal	Vertical
QP/ Peak	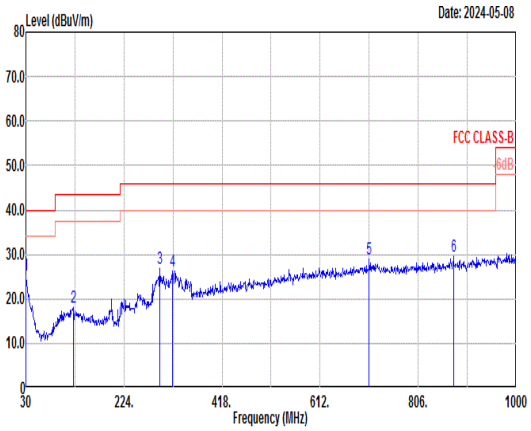	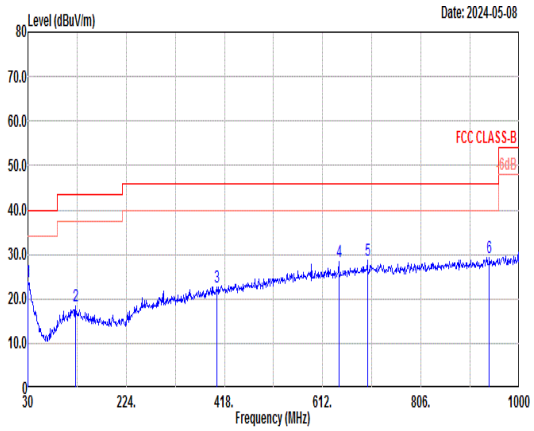

Horizontal:

	Freq	Level	Limit Line	Margin	Read Level	Ant Factor	Cable Loss	Preamp Factor	APos	TPos	Remark
	MHz	dBuV/m	dBuV/m	dB	dBuV	dB/m	dB	dB	cm	deg	
1	30.00	25.49	40.00	-14.51	31.66	24.90	0.53	31.60	---	---	Peak
2	124.09	18.09	43.50	-25.41	30.91	17.84	1.14	31.80	---	---	Peak
3	294.81	26.76	46.00	-19.24	37.23	19.25	1.79	31.51	---	---	Peak
4	320.03	26.13	46.00	-19.87	35.91	19.81	1.87	31.46	---	---	Peak
5	709.00	29.05	46.00	-16.95	32.26	25.21	2.78	31.20	---	---	Peak
6	875.84	29.47	46.00	-16.53	30.73	26.63	3.11	31.00	---	---	Peak

Vertical:

	Freq	Level	Limit Line	Margin	Read Level	Ant Factor	Cable Loss	Preamp Factor	APos	TPos	Remark
	MHz	dBuV/m	dBuV/m	dB	dBuV	dB/m	dB	dB	cm	deg	
1	30.00	23.96	40.00	-16.04	30.13	24.90	0.53	31.60	---	---	Peak
2	124.09	18.51	43.50	-24.99	31.33	17.84	1.14	31.80	---	---	Peak
3	403.45	22.73	46.00	-23.27	30.24	21.88	2.11	31.50	---	---	Peak
4	644.01	28.44	46.00	-17.56	32.06	24.93	2.64	31.19	---	---	Peak
5	700.27	28.66	46.00	-17.34	32.00	25.10	2.76	31.20	---	---	Peak
6	940.83	29.30	46.00	-16.70	29.83	27.07	3.22	30.82	---	---	Peak

Mode	4	
	Band Edge	
	2400-2483.5_Bluetooth BR_GFSK_CH00_2402MHz	
ANT	16	
Pol.	Horizontal	Fundamental
Peak	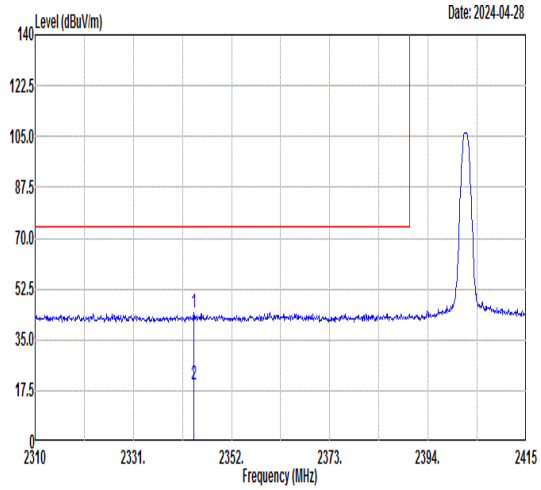 Freq Level Limit Line Margin (dB) Read Level Ant Factor Cable Loss Preamp Factor APos TPos Remark MHz dBuV/m dBuV/m dBuV dB/m dB dB cm deg 1 2343.92 44.45 74.00 -29.55 41.91 30.73 5.32 33.51 342 144 PEAK 2 2343.92 19.66 54.00 -34.34 17.12 30.73 5.32 33.51 342 144 AVERAGE	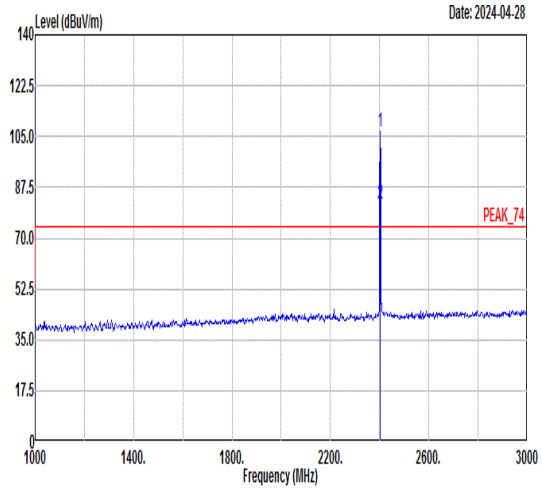 Freq Level Limit Line Margin (dB) Read Level Ant Factor Cable Loss Preamp Factor APos TPos Remark MHz dBuV/m dBuV/m dBuV dB/m dB dB cm deg 1 2402.00 106.72 ------ ------ 104.17 30.72 5.37 33.54 342 144 PEAK 2 2402.00 81.93 ------ ------ 79.38 30.72 5.37 33.54 342 144 AVERAGE

Mode	4	
	Band Edge	
	2400-2483.5_Bluetooth BR_GFSK_CH00_2402MHz	
ANT	16	
Pol.	Vertical	Fundamental
Peak	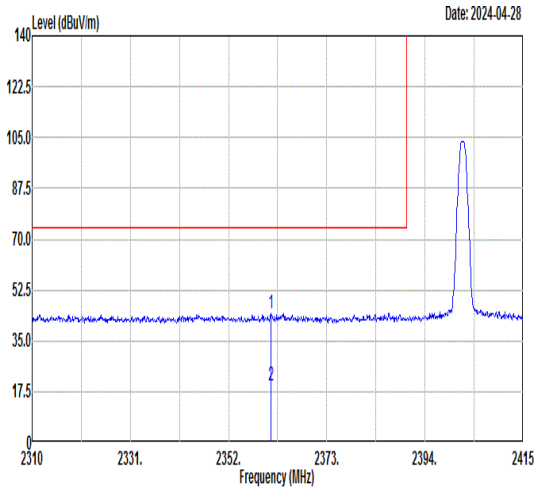 Freq Level Limit Line Margin (dB) Read Level Ant Factor Cable Loss Preamp Factor APos TPos Remark MHz dBuV/m dBuV/m dBuV dB/m dB dB cm deg 1 2361.03 44.50 74.00 -29.50 41.96 30.73 5.33 33.52 348 168 PEAK 2 2361.03 19.71 54.00 -34.29 17.17 30.73 5.33 33.52 348 168 AVERAGE	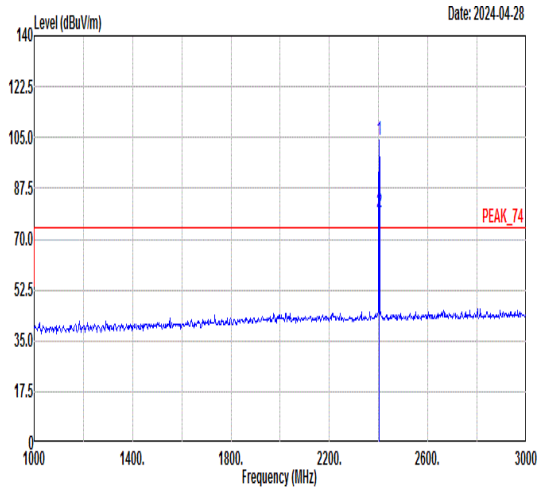 Freq Level Limit Line Margin (dB) Read Level Ant Factor Cable Loss Preamp Factor APos TPos Remark MHz dBuV/m dBuV/m dBuV dB/m dB dB cm deg 1 2402.00 103.83 ------ ------ 101.28 30.72 5.37 33.54 348 168 PEAK 2 2402.00 79.04 ------ ------ 76.49 30.72 5.37 33.54 348 168 AVERAGE

Mode	4	
	Harmonic	
	2400-2483.5_Bluetooth BR_GFSK_CH00_2402MHz	
ANT	16	
Pol.	Horizontal	Vertical
Peak Avg	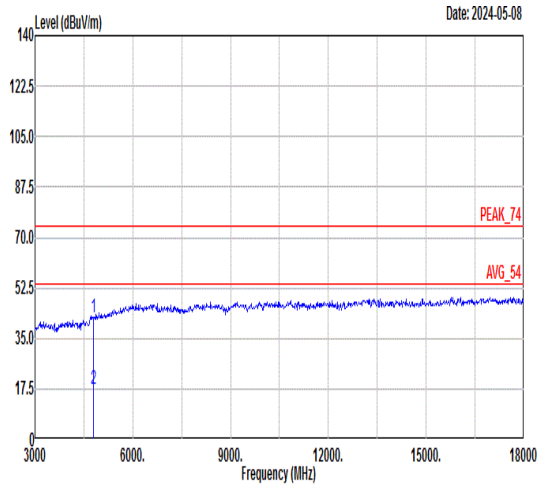 Freq Level Limit Line Margin Read Level Ant Factor Cable Loss Preamp Factor APos TPos Remark MHz dBuV/m dBuV/m dB dBuV dB/m dB dB cm deg 1 4804.00 42.49 74.00 -31.51 62.66 35.73 8.94 64.84 --- --- Peak 2 4804.00 17.70 54.00 -36.30 37.87 35.73 8.94 64.84 --- --- Average	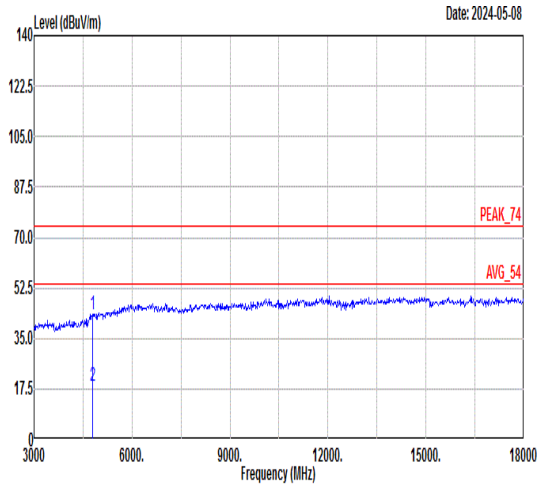 Freq Level Limit Line Margin Read Level Ant Factor Cable Loss Preamp Factor APos TPos Remark MHz dBuV/m dBuV/m dB dBuV dB/m dB dB cm deg 1 4804.00 43.12 74.00 -30.88 63.29 35.73 8.94 64.84 --- --- Peak 2 4804.00 18.33 54.00 -35.67 38.50 35.73 8.94 64.84 --- --- Average

Mode	5	
	Harmonic	
	2400-2483.5_Bluetooth BR_GFSK_CH39_2441MHz	
ANT	16	
Pol.	Horizontal	Vertical
Peak Avg	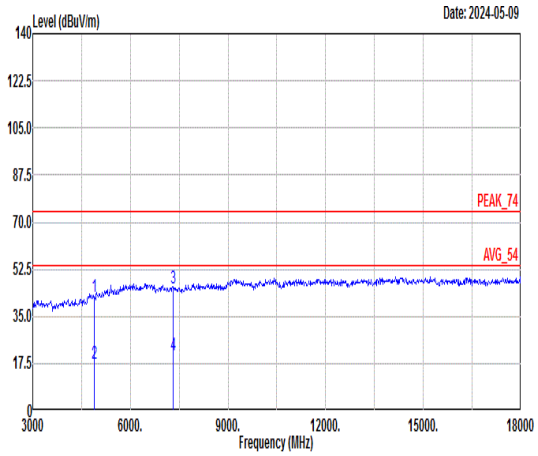 Freq Level Limit Line Margin Read Level Ant Factor Cable Loss Preamp Factor APos TPos Remark MHz dBuV/m dBuV/m dB dBuV dB/m dB dB cm deg 1 4882.00 42.27 74.00 -31.73 62.52 35.92 8.70 64.87 --- --- Peak 2 4882.00 17.48 54.00 -36.52 37.73 35.92 8.70 64.87 --- --- Average 3 7323.00 45.35 74.00 -28.65 63.16 36.87 10.18 64.86 --- --- Peak 4 7323.00 20.56 54.00 -33.44 38.37 36.87 10.18 64.86 --- --- Average	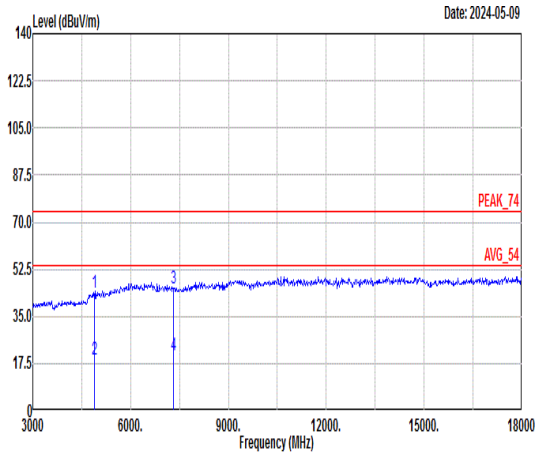 Freq Level Limit Line Margin Read Level Ant Factor Cable Loss Preamp Factor APos TPos Remark MHz dBuV/m dBuV/m dB dBuV dB/m dB dB cm deg 1 4882.00 43.73 74.00 -30.27 63.98 35.92 8.70 64.87 --- --- Peak 2 4882.00 18.94 54.00 -35.06 39.19 35.92 8.70 64.87 --- --- Average 3 7323.00 45.64 74.00 -28.36 63.45 36.87 10.18 64.86 --- --- Peak 4 7323.00 20.85 54.00 -33.15 38.66 36.87 10.18 64.86 --- --- Average

Mode	6	
	Band Edge	
	2400-2483.5_Bluetooth BR_GFSK_CH78_2480MHz	
ANT	16	
Pol.	Horizontal	Fundamental
Peak	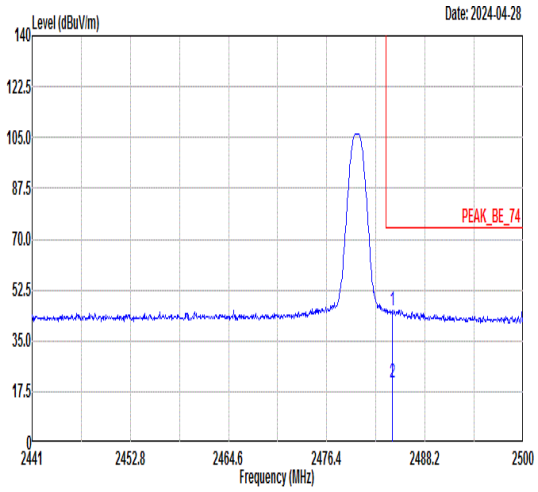	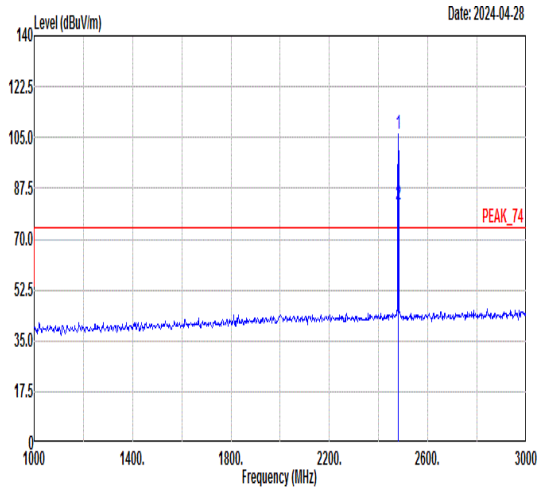

Horizontal:

	Freq	Level	Limit Line	Margin (dB)	Read Level	Ant Factor	Cable Loss	Preamp Factor	APos	TPos	Remark
	MHz	dBuV/m	dBuV/m		dBuV	dB/m	dB	dB	cm	deg	
1	2484.25	45.56	74.00	-28.44	42.99	30.70	5.46	33.59	147	100	PEAK
2	2484.25	20.77	54.00	-33.23	18.20	30.70	5.46	33.59	147	100	AVERAGE

Fundamental:

	Freq	Level	Limit Line	Margin (dB)	Read Level	Ant Factor	Cable Loss	Preamp Factor	APos	TPos	Remark
	MHz	dBuV/m	dBuV/m		dBuV	dB/m	dB	dB	cm	deg	
1	2480.00	106.45	------	------	103.88	30.70	5.46	33.59	147	100	PEAK
2	2480.00	81.66	------	------	79.09	30.70	5.46	33.59	147	100	AVERAGE

Mode	6	
	Band Edge	
	2400-2483.5_Bluetooth BR_GFSK_CH78_2480MHz	
ANT	16	
Pol.	Vertical	Fundamental
Peak	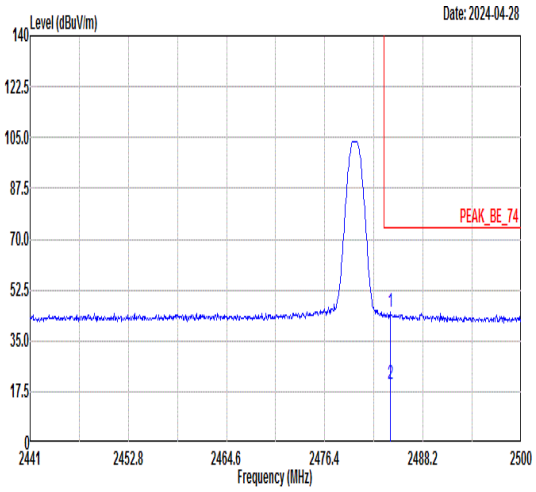 Freq Level Limit Line Margin (dB) Read Level Ant Factor Cable Loss Preamp Factor APos TPos Remark MHz dBuV/m dBuV/m dBuV dB/m dB dB cm deg 1 2484.25 44.89 74.00 -29.11 42.32 30.70 5.46 33.59 340 192 PEAK 2 2484.25 20.10 54.00 -33.90 17.53 30.70 5.46 33.59 340 192 AVERAGE	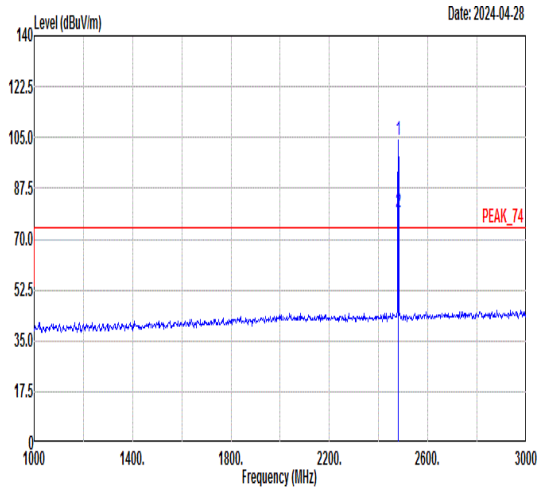 Freq Level Limit Line Margin (dB) Read Level Ant Factor Cable Loss Preamp Factor APos TPos Remark MHz dBuV/m dBuV/m dBuV dB/m dB dB cm deg 1 2480.00 103.94 ------ ------ 101.37 30.70 5.46 33.59 340 192 PEAK 2 2480.00 79.15 ------ ------ 76.58 30.70 5.46 33.59 340 192 AVERAGE

Mode	6	
	Harmonic	
	2400-2483.5_Bluetooth BR_GFSK_CH78_2480MHz	
ANT	16	
Pol.	Horizontal	Vertical
Peak Avg	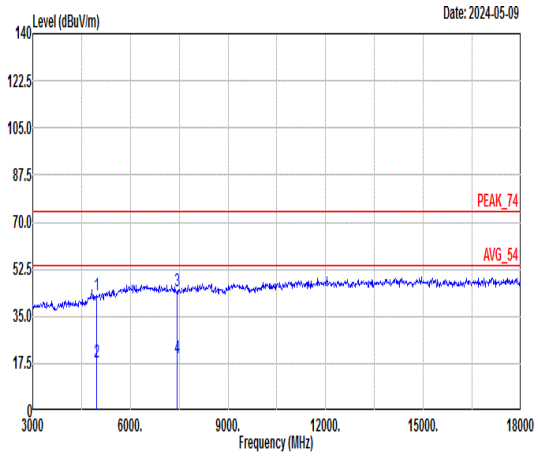 Freq Level Limit Line Margin Read Level Ant Factor Cable Loss Preamp Factor APos TPos Remark 1 4960.00 42.80 74.00 -31.20 63.14 36.10 8.46 64.90 --- --- Peak 2 4960.00 18.01 54.00 -35.99 38.35 36.10 8.46 64.90 --- --- Average 3 7440.00 44.56 74.00 -29.44 62.43 36.82 10.17 64.86 --- --- Peak 4 7440.00 19.77 54.00 -34.23 37.64 36.82 10.17 64.86 --- --- Average	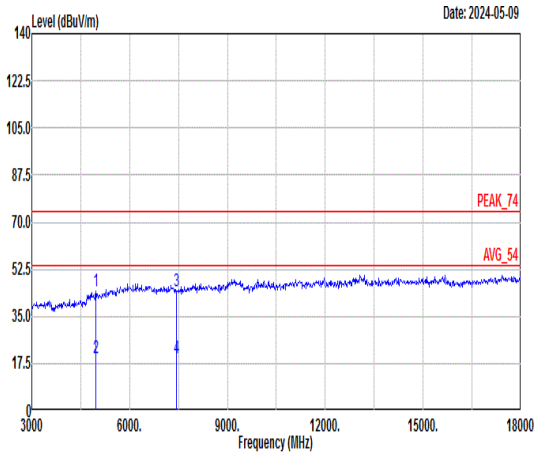 Freq Level Limit Line Margin Read Level Ant Factor Cable Loss Preamp Factor APos TPos Remark 1 4960.00 44.16 74.00 -29.84 64.50 36.10 8.46 64.90 --- --- Peak 2 4960.00 19.37 54.00 -34.63 39.71 36.10 8.46 64.90 --- --- Average 3 7440.00 44.24 74.00 -29.76 62.11 36.82 10.17 64.86 --- --- Peak 4 7440.00 19.45 54.00 -34.55 37.32 36.82 10.17 64.86 --- --- Average

Appendix D. Duty Cycle Plots

Ant 7

3DH5 on time (One Pulse) Plot on Channel 39

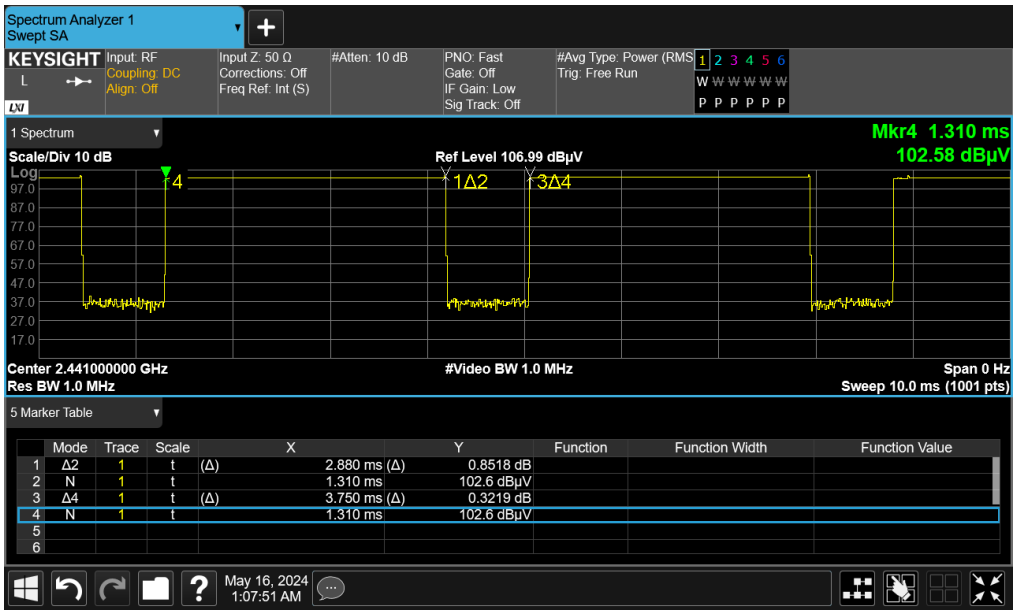

3DH5 on time (Count Pulses) Plot on Channel 39

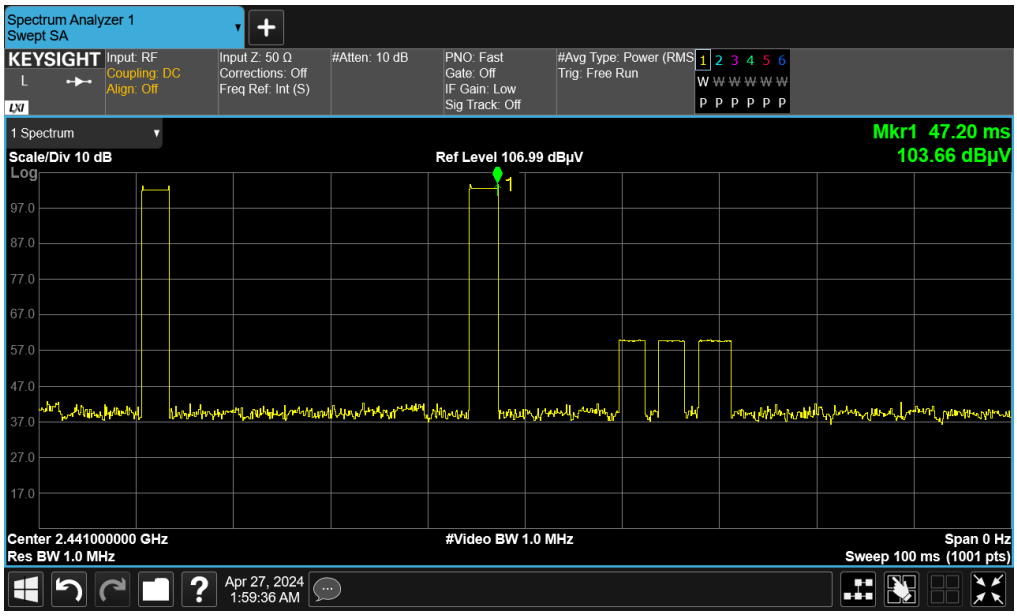

Note:

1. Worst case Duty cycle = on time/100 milliseconds = 2 * 2.88 / 100 = 5.76 %
2. Worst case Duty cycle correction factor = 20*log(Duty cycle) = -24.79 dB
3. 3DH5 has the highest duty cycle worst case and is reported.

Ant 16

3DH5 on time (One Pulse) Plot on Channel 39

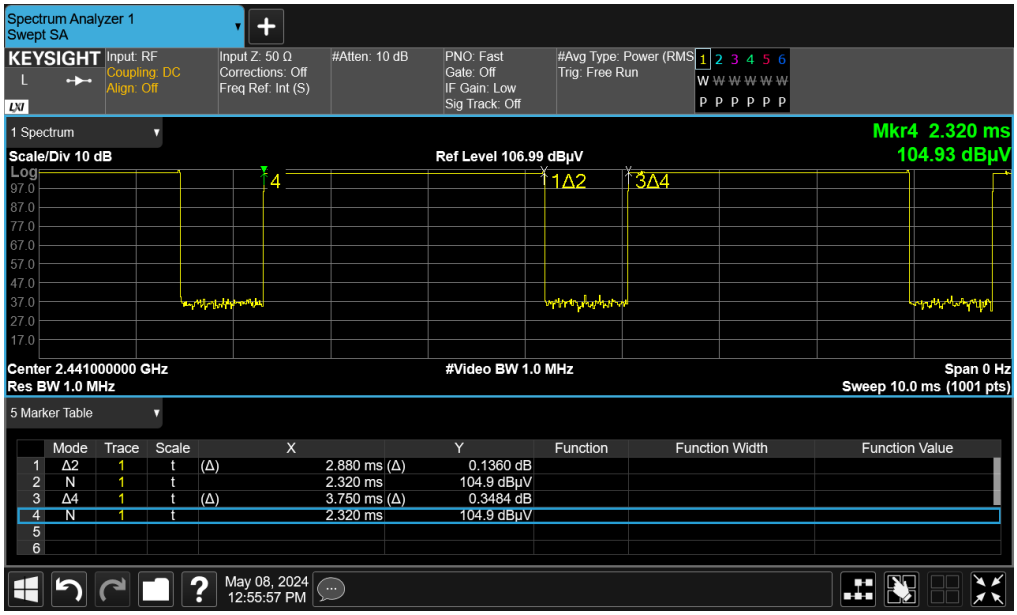

3DH5 on time (Count Pulses) Plot on Channel 39

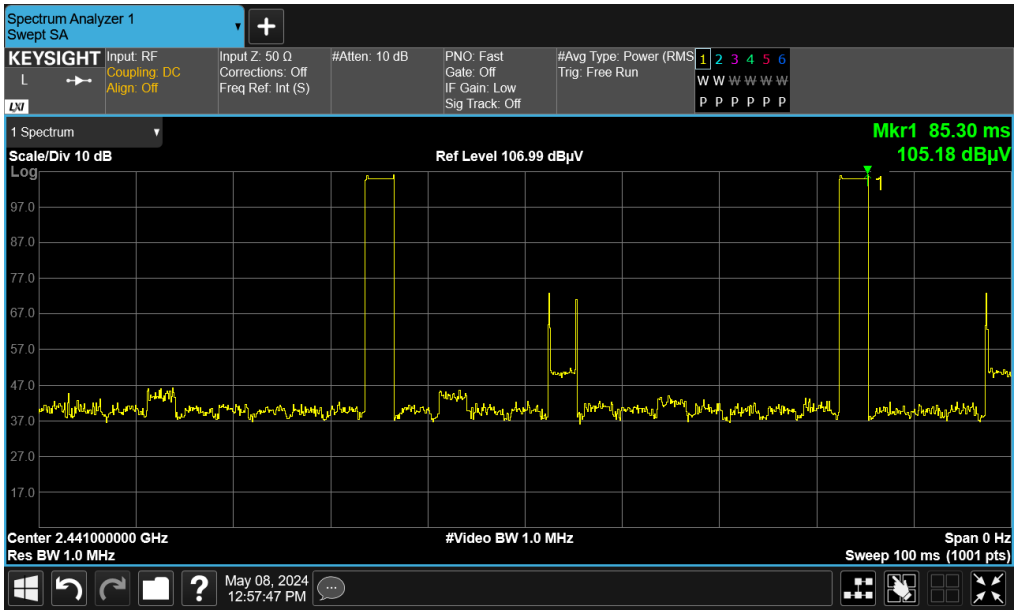

Note:

4. Worst case Duty cycle = on time/100 milliseconds = 2 * 2.88 / 100 = 5.76 %
5. Worst case Duty cycle correction factor = 20*log(Duty cycle) = -24.79 dB
6. 3DH5 has the highest duty cycle worst case and is reported.