




9 PHOTOGRAPHS OF TEST SETUP




Radiated spurious emission Test Setup-1 With camera (Below 1GHz)



Radiated spurious emission Test Setup-2 With camera close up (Below 1GHz)




Radiated spurious emission Test Setup-3 Without camera(Below 1GHz)



Radiated spurious emission Test Setup-4 Without camera close up (Below 1GHz)




Radiated spurious emission Test Setup-5 With camera (Above 1GHz)




Radiated spurious emission Test Setup-6 Without camera (Above 1GHz)



Radiated spurious emission Test Setup-7(Above 1GHz)
There are absorbing materials under the ground.



Conducted Emissions Test Setup-1



Conducted Emissions Test Setup-2

10 PHOTOGRAPHS OF EUT Constructional Details

Refer to Report No.EED32P80440601 for EUT external and internal photos.

The test report is effective only with both signature and specialized stamp, The result(s) shown in this report refer only to the sample(s) tested. Without written approval of CTI, this report can't be reproduced except in full.

*** End of Report ***