

# **SX4P Internal Photos**

**Project Number: 3039424**  
**November 9, 2003**

**Internal Photos of the**  
**Phonecell SX4P**

**FCC ID: MTF030865**

**For**

**Telular, Inc.**


Test Performed by:  
Intertek ETL Semko  
1950 Evergreen Blvd, Suite 100  
Duluth, GA 30096

Test Authorized by:  
Telular, Inc.  
580 Old Willets Path  
Hauppauge, NY 11788

## **List of Figures**

Figure 1-1: Internal photograph, SX4P enclosure with internal components.....	3
Figure 1-2: Internal photograph, SX4P enclosure (bottom) .....	4
Figure 1-3: Internal photograph, SX4P enclosure (top).....	5
Figure 1-4: Internal photograph, RF PCB (top).....	6

Figure 1-5: Internal photograph, RF PCB (bottom).....	7
Figure 1-6: Internal photograph, speaker (back).....	8
Figure 1-7: Internal photograph, Speaker (top) .....	9
Figure 1-8: Internal photograph, Keypad PCB (top) .	<b>Error! Bookmark not defined.</b>
Figure 1-9: Internal photograph, Keypad PCB (bottom) .....	<b>Error! Bookmark not defined.</b>
Figure 1-10: Internal photograph, LCD PCB (top)....	<b>Error! Bookmark not defined.</b>
Figure 1-11: Internal photograph, LCD PCB (bottom) .....	<b>Error! Bookmark not defined.</b>
Figure 1-12: Internal photograph, Handset (top and bottom)t.	<b>Error! Bookmark not defined.</b>



***Figure 1-1: Internal photograph, SX4P enclosure with internal components***




***Figure 1-2: Internal photograph, SX4P enclosure (bottom)***




***Figure 1-3: Internal photograph, SX4P enclosure (top)***





***Figure 1-4: Internal photograph, RF PCB (top)***



***Figure 1-5: Internal photograph, RF PCB (bottom)***





***Figure 1-6: Internal photograph, speaker (back)***





***Figure 1-7: Internal photograph, Speaker (top)***

