

RF System Check Test Report

Measurement performed on December 19, 2024 at 11:12

Device Under Test

Manufacturer	Model	Dimensions [mm]	Speaker Position [mm]
		146.2 x 71.8 x 7.5	144.3

Hardware Setup

Probe Name	Probe Calibration Date	DAE Name	DAE Calibration Date
EF3DV3 - SN4066	July 10, 2024	DAE4 Sn1468	August 15, 2024

Communication Systems

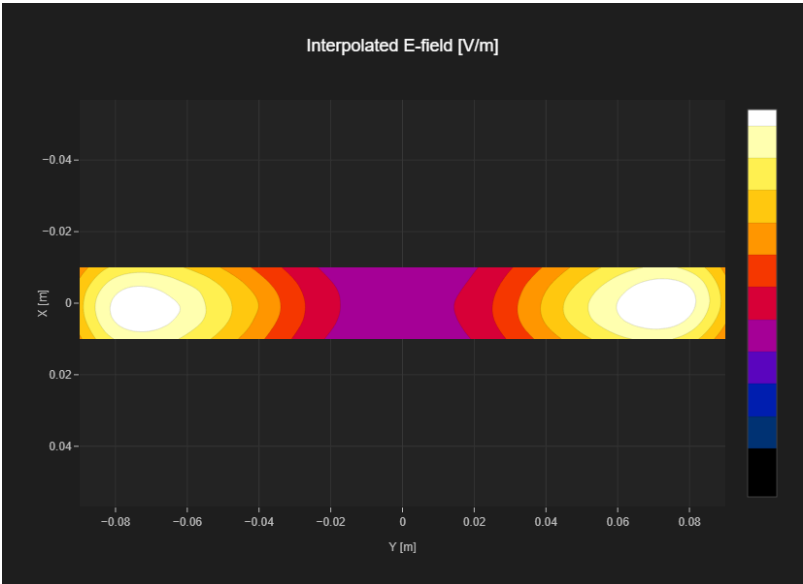
Band Name	Communication Systems Name	Channel	Frequency [MHz]
CD835	CW	50	835.0

Grid Settings

Extent X [mm]	Extent Y [mm]	Step X [mm]	Step Y [mm]	Distance [mm]
20.0	180.0	5.0	5.0	15.0

Results

Dipole Type	Dipole Serial Number	E _{max} [V/m]	Drift [dB]
CD835	1000	102.5	-0.01



RF System Check Test Report

Measurement performed on December 19, 2024 at 11:23

Device Under Test

Manufacturer	Model	Dimensions [mm]	Speaker Position [mm]
		146.2 x 71.8 x 7.5	144.3

Hardware Setup

Probe Name	Probe Calibration Date	DAE Name	DAE Calibration Date
EF3DV3 - SN4066	July 10, 2024	DAE4 Sn1468	August 15, 2024

Communication Systems

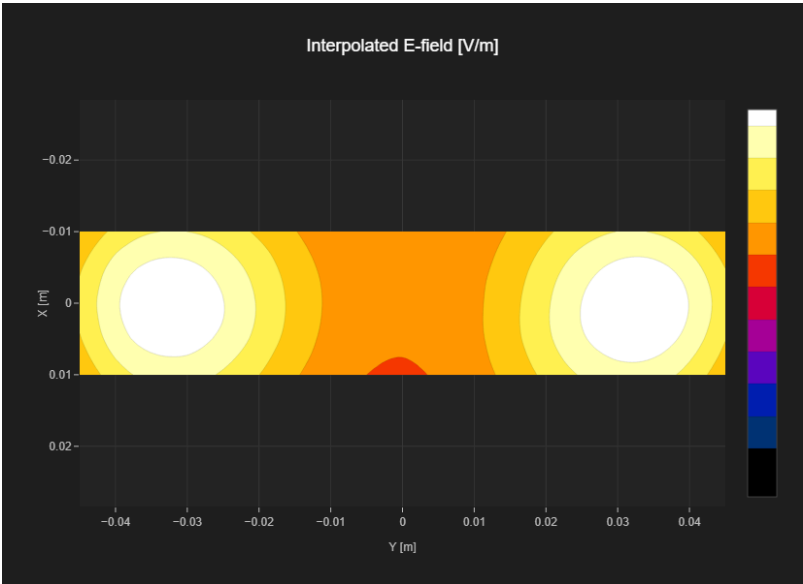
Band Name	Communication Systems Name	Channel	Frequency [MHz]
CD1880	CW	50	1880.0

Grid Settings

Extent X [mm]	Extent Y [mm]	Step X [mm]	Step Y [mm]	Distance [mm]
20.0	90.0	5.0	5.0	15.0

Results

Dipole Type	Dipole Serial Number	E _{max} [V/m]	Drift [dB]
CD1880	1000	87.4	0.02



RF System Check Test Report

Measurement performed on December 19, 2024 at 13:17

Device Under Test

Manufacturer	Model	Dimensions [mm]	Speaker Position [mm]
		146.2 x 71.8 x 7.5	144.3

Hardware Setup

Probe Name	Probe Calibration Date	DAE Name	DAE Calibration Date
EF3DV3 - SN4066	July 10, 2024	DAE4 Sn1468	August 15, 2024

Communication Systems

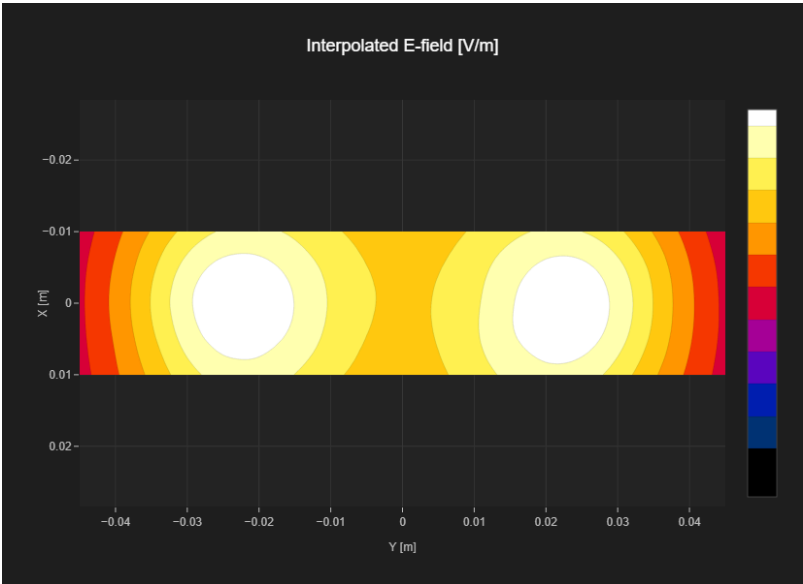
Band Name	Communication Systems Name	Channel	Frequency [MHz]
CD2600V3	CW	50	2600.0

Grid Settings

Extent X [mm]	Extent Y [mm]	Step X [mm]	Step Y [mm]	Distance [mm]
20.0	90.0	5.0	5.0	15.0

Results

Dipole Type	Dipole Serial Number	E _{max} [V/m]	Drift [dB]
CD2600	1009	87.4	-0.01



RF System Check Test Report

Measurement performed on December 19, 2024 at 13:33

Device Under Test

Manufacturer	Model	Dimensions [mm]	Speaker Position [mm]
		146.2 x 71.8 x 7.5	144.3

Hardware Setup

Probe Name	Probe Calibration Date	DAE Name	DAE Calibration Date
EF3DV3 - SN4066	July 10, 2024	DAE4 Sn1468	August 15, 2024

Communication Systems

Band Name	Communication Systems Name	Channel	Frequency [MHz]
CD3500V3	CW	50	3500.0

Grid Settings

Extent X [mm]	Extent Y [mm]	Step X [mm]	Step Y [mm]	Distance [mm]
20.0	60.0	5.0	5.0	15.0

Results

Dipole Type	Dipole Serial Number	E _{max} [V/m]	Drift [dB]
CD3500	1011	86.0	0.05

