

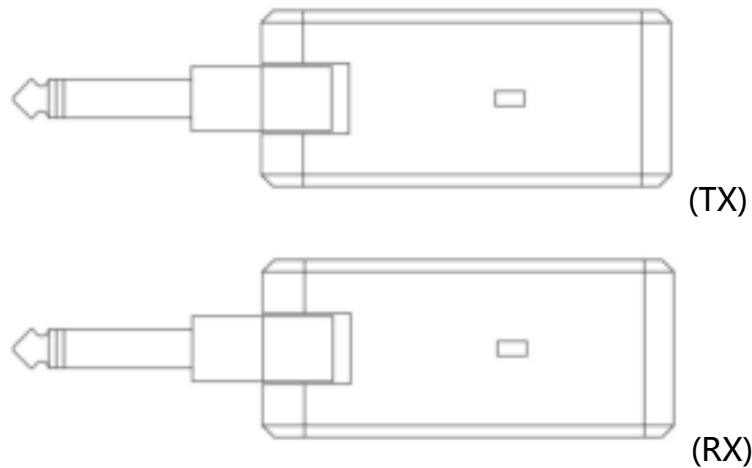
QWS-10 Product Manual

Parameter specifications

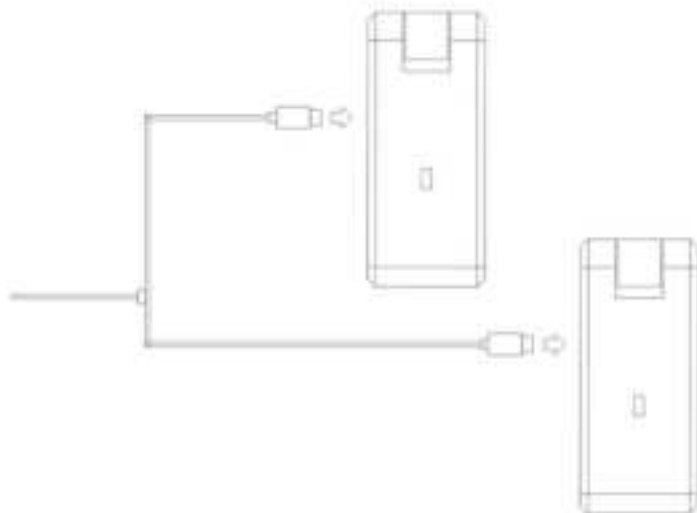
- Battery: Rechargeable lithium battery 3.7V/500mAh.
- Frequency response: 20Hz-20kHz, +1.0/-1.0 dB.
- Dimensions: 70mm (D) X 30mm (W) X 13mm (H).
- Folding height: 25.3mm.
- Weight: 32g.
- Random attachments: paper manual, USB charging cable.
- Sampling rate: 24 bit/48kHz.
- Delay: $\leq 5\text{ms}$.
- Transmission distance: $\geq 30\text{m}$.
- THD+N: $<0.05\%$ @ 1kHz.
- Signal to noise ratio: $\geq 80\text{dB}$.
- Frequency band used: 2.4GHz ISM.
- Interference resistance method: manual frequency hopping.
- Battery life: A full charge can last for at least 5 hours.
- Number of channels: 6.
- Within the same area, no more than 6 sets can be used.
- One to many: Only supports 1 transmitter, with a maximum of 6 receivers.

How to use?

1. Charge the transmitter and receiver.



When the red indicator light starts flashing, it indicates that the machine's battery level is already very low and needs to be charged in a timely manner.

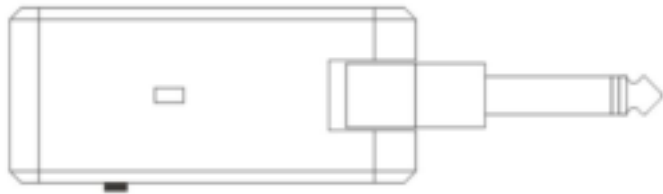


When the device is in charging mode, the red indicator light remains on, and it goes out when the battery is fully charged.

A dual ended USB cable can charge both the transmitter and receiver

simultaneously.

2. Pairing transmitter and receiver.



(TX)



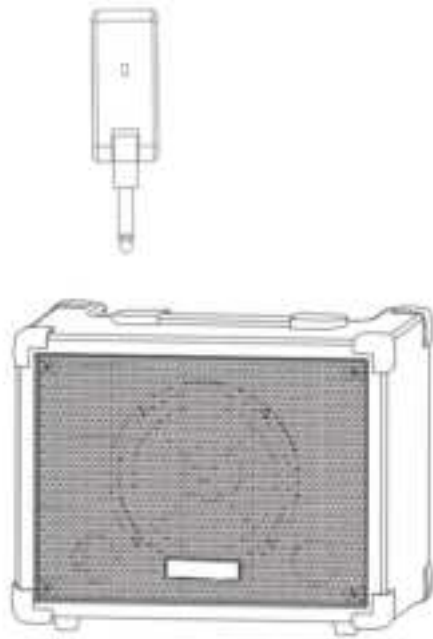
(RX)

Press and hold the pairing button on both the transmitter and receiver for more than 2 seconds. If the blue lights on both the transmitter and receiver turn on, it indicates a successful pairing. The transmitter will select the best channel when turned on, and the receiver will automatically follow the transmitter.

3. Connect the transmitter to the guitar and the receiver to the guitar amp.



(TX)



(RX)

4. Switch the working channel banks.

The system divides the working frequency into 6 channel banks so as to avoid mutual interference. Each pair occupy a channel bank while in use. Clicking the pairing button on the transmitter will switch channel groups once, and the receiver will automatically match the channel group currently connected to the transmitter.

5. One to many use.

Press and hold the pairing button of the transmitter and receiver until the blue light flashes quickly, entering the matching mode. The receiver will automatically match the transmitter, and the blue light will remain on to indicate successful matching.

FCC Warning

This device complies with part 15 of the FCC Rules. Operation is subject to the following two conditions: (1) This device may not cause harmful interference, and (2) this device must accept any interference received, including interference that may cause undesired operation.

Any Changes or modifications not expressly approved by the party responsible for compliance could void the user's authority to operate the equipment.

This equipment has been tested and found to comply with the limits for a Class B digital device, pursuant to part 15 of the FCC Rules. These limits are designed to provide reasonable protection against harmful interference in a residential installation. This equipment generates uses and can radiate radio frequency energy and, if not installed and used in accordance with the instructions, may cause harmful interference to radio communications. However, there is no guarantee that interference will not occur in a particular installation. If this equipment does cause harmful interference to radio or television reception, which can be determined by turning the equipment off and on, the user is encouraged to try to correct the interference by one or more of the following measures:

- Reorient or relocate the receiving antenna.
- Increase the separation between the equipment and receiver.
- Connect the equipment into an outlet on a circuit different from that to which the receiver is connected.
- Consult the dealer or an experienced radio/TV technician for help.

The device has been evaluated to meet general RF exposure requirement. The device can be used in portable exposure condition without restriction.

IC Caution:

Radio Standards Specification RSS-Gen, issue 5

- English:

This device contains licence-exempt transmitter(s)/receiver(s) that comply with Innovation, Science and Economic Development Canada's licence-exempt RSS (s). Operation is subject to the following two conditions:

This device may not cause interference.

This device must accept any interference, including interference that may cause undesired operation of the device.

RF exposure statement:

The device has been evaluated to meet general RF exposure requirement. The device can be used in portable exposure condition without restriction.

- French:

Cet appareil contient des émetteurs / récepteurs exemptés de licence conformes aux RSS (RSS) d'Innovation, Sciences et Développement économique Canada. Le fonctionnement est soumis aux deux conditions suivantes:

Cet appareil ne doit pas causer d'interférences.

Cet appareil doit accepter toutes les interférences, y compris celles susceptibles de provoquer un fonctionnement indésirable de l'appareil.

Déclaration d'exposition RF:

L'appareil a été évalué pour répondre aux exigences générales d'exposition aux RF. L'appareil peut être utilisé dans des conditions d'exposition portable sans restriction.