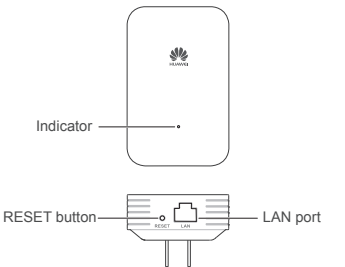


HUAWEI WiFi Extender WE3200

Quick Start Guide

Getting Started



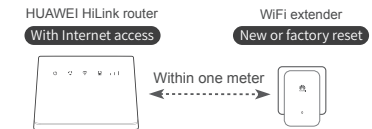
Indicator	Steady red: Not connected to an upstream device (e.g., a router) Steady green: Connected to an upstream device (e.g., a router)
RESET button	Connect the power supply and use a needle or pin to press the RESET button for over two seconds till the indicator goes out. When the indicator turns red again, the extender is restored to its factory settings.
LAN port	Connects devices such as a computer.

Configuring Network Access

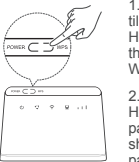
Scenario 1: Pairing with a HUAWEI HiLink router

HUAWEI HiLink router refers to a HUAWEI router or 4G router with the HiLink feature. Please consult the distributor for details.

- Place the WiFi extender within one meter of your HUAWEI HiLink router and connect the power supply.



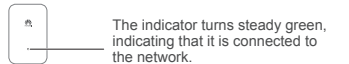
- Press the WPS or H/Hi button to pair your HUAWEI HiLink router with the extender.



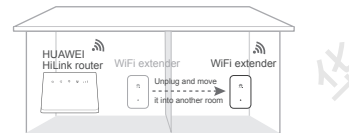
1. Wait for approximately one minute till the indicator on your HUAWEI HiLink router starts to flash, indicating that the router has discovered the WiFi extender.

2. Press and release the WPS or H/Hi button on your router to start the pairing. The indicator on the router should flash faster, indicating that the pairing is in progress.

- Wait till the indicator on the WiFi extender turns steady green.



- Place the WiFi extender in a room with weak signal strength.



It is recommended that you place the WiFi extender and the router on the same floor and there are no more than two walls between them. When the indicator on the WiFi extender turns steady green, it indicates that it is connected to your Wi-Fi® network. It's Wi-Fi name and password will be synced to your router.

Scenario 2: Pairing with other routers

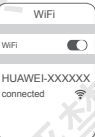
Ensure the router is able to access the Internet.

Install the HUAWEI SmartHome app

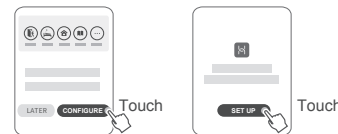


Scan the QR code, or open your app store and search for "HUAWEI SmartHome" to download and install the latest version of the app.

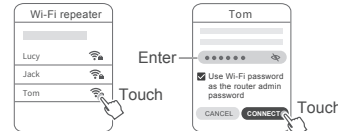
- Connect your WiFi extender to the power supply.
- Connect your phone to the extender's Wi-Fi network. (No password required. The Wi-Fi name is printed on the WiFi extender's information label.)



- Open the HUAWEI SmartHome app. The app will automatically discover the new device. Touch **CONFIGURE > SET UP**. (If the app fails to discover the new device, please manually add it.)



- From the Wi-Fi network list, select a Wi-Fi network to enter its configuration page and enter the Wi-Fi password. Follow the onscreen instructions to complete the setup.



- Place the WiFi extender in a room with weak signal strength. (Refer to Step 4 of Scenario 1.)

FAQs

Q1. What should I do if my WiFi extender's indicator does not turn green after I have set it up?

- A:
- Unplug and replug your WiFi extender, ensuring it is powered on.
 - Place the WiFi extender closer to the router.
 - Restore your WiFi extender to its factory settings and follow this guide to re-configure it.

Q2. What should I do if the indicator on the WiFi extender changes from green to red, or the Wi-Fi connection is not stable (such as websites being slow to load) even though the Wi-Fi signal is strong on my phone?

- A:
- Ensure the WiFi extender is connected to a router that can access the Internet.
 - Place the WiFi extender closer to the router.
 - Avoid placing the WiFi extender near any high-power electrical appliances.

Safety Information

Safety Information

This section contains important information about the operation of your device. It also contains information about how to use the device safely. Read this information carefully before using your device.

Electronic device

Do not use your device if using the device is prohibited. Do not use the device if doing so causes danger or interference with other electronic devices.

Interference with medical equipment

- Follow rules and regulations set forth by hospitals and health care facilities. Do not use your device where prohibited.
- Some wireless devices may affect the performance of hearing aids or pacemakers. Consult your service provider for more information.
- Pacemaker manufacturers recommend that a minimum distance of 15 cm be maintained between a device and a pacemaker to prevent potential interference with the pacemaker. If using a pacemaker, hold the device on the side opposite the pacemaker and do not carry the device in your front pocket.

Areas with flammables and explosives

- Do not use the device where flammables or explosives are stored (in a gas station, oil depot, or chemical plant, for example).
- Using your device in these environments increases the risk

of explosion or fire. In addition, follow the instructions indicated in text or symbols.

- Do not store or transport the device in containers with flammable liquids, gases, or explosives.

Operating environment

- Avoid dusty, damp, or dirty environments. Avoid magnetic fields. Using the device in these environments may result in circuit malfunctions.
- Before connecting and disconnecting cables, stop using the device and disconnect it from the power supply. Ensure that your hands are dry during operation.
- Place the device on a stable surface.
- Keep the device away from electronic appliances that generate strong magnetic or electric fields, such as a microwave oven or refrigerator.
- During thunderstorms, power off your device and remove all cables connected to it to protect against lightning strikes.
- Do not use your device during thunderstorms to protect your device against any danger caused by lightning.
- Ideal operating temperatures are 0°C to 40°C. Ideal storage temperatures are -40°C to +70°C. Extreme heat or cold may damage your device or accessories.
- Keep the device and accessories in a well-ventilated and cool area away from direct sunlight. Do not enclose or cover your device with towels or other objects. Do not place the device in a container with poor heat dissipation, such as a

box or bag.

- To protect your device or accessories from fire or electrical shock hazards, avoid rain and moisture.
- Keep the device away from sources of heat and fire, such as a heater, microwave oven, stove, water heater, radiator, or candle.

• Do not place any object, such as a candle or a water container, on the device. If any foreign object or liquid enters the device, immediately stop using it, power it off, and remove all cables connected to it. Then, contact an authorized service center.

- Do not block device openings. Reserve a minimum of 10 cm around the device to dissipate heat.
- Stop using your device or applications for a while if the device is overheated. If skin is exposed to an overheated device for an extended period, low temperature burn symptoms, such as red spots and darker pigmentation, may occur.
- Do not touch the device's antenna. Otherwise, communication quality may be reduced.
- Do not allow children or pets to bite or suck the device or accessories. Doing so may result in damage or explosion.
- Observe local laws and regulations, and respect the privacy and legal rights of others.
- The device should be installed and operated with a minimum distance of 20 cm between the radiator and your

body.

- Keep the device in a place with good reception. The distance between the device and other metal materials (such as metal brackets or metal doors and windows) should be greater than 25 cm and the distance between the device should be greater than 30 cm.

Child's safety

- Comply with all precautions with regard to child's safety. Letting children play with the device or its accessories may be dangerous. The device includes detachable parts that may present a choking hazard. Keep away from children.
- The device and its accessories are not intended for use by children. Children should only use the device with adult supervision.

Accessories

- Using an unapproved or incompatible power adapter, charger or battery may cause fire, explosion or other hazards.
- Choose only accessories approved for use with this model by the device manufacturer. The use of any other types of accessories may void the warranty, may violate local regulations and laws, and may be dangerous. Please contact your retailer for information about the availability of approved accessories in your area.

Power adapter safety

- The power plug is intended to serve as a disconnect device.
- For pluggable devices, the socket-outlet shall be installed near the devices and shall be easily accessible.

- Unplug the power adapter from electrical outlets and the device when not in use.
- Do not drop or cause an impact to the power adapter. If it is damaged, take it to an authorized service center for inspection.
- If the power cable is damaged (for example, the cord is exposed or broken), or the plug loosens, stop using it at once. Continued use may lead to electric shocks, short circuits, or fire.
- Do not touch the power cord with wet hands or pull the power cord to disconnect the power adapter.
- Do not touch the device or the power adapter with wet hands. Doing so may lead to short circuits, malfunctions, or electric shocks.
- If your power adapter has been exposed to water, other liquids, or excessive moisture, take it to an authorized service center for inspection.
- Ensure that the power adapter meets the requirements of Clause 2.5 in IEC60950-1/EN60950-1/UL60950-1 and has been tested and approved according to national or local standards.

• If the power cable is damaged (for example, the cord is exposed or broken), or the plug loosens, stop using it at once. Continued use may lead to electric shocks, short circuits, or fire.

- Do not touch the power cord with wet hands or pull the power cord to disconnect the power adapter.
- Do not touch the device or the power adapter with wet hands. Doing so may lead to short circuits, malfunctions, or electric shocks.
- If your power adapter has been exposed to water, other liquids, or excessive moisture, take it to an authorized service center for inspection.
- Ensure that the power adapter meets the requirements of Clause 2.5 in IEC60950-1/EN60950-1/UL60950-1 and has been tested and approved according to national or local standards.

• If the power cable is damaged (for example, the cord is exposed or broken), or the plug loosens, stop using it at once. Continued use may lead to electric shocks, short circuits, or fire.

• Do not touch the power cord with wet hands or pull the power cord to disconnect the power adapter.

• Do not touch the device or the power adapter with wet hands. Doing so may lead to short circuits, malfunctions, or electric shocks.

- Do not expose your device or accessories to extreme heat or cold. These environments may interfere with proper function and may lead to fire or explosion.
- Avoid collision, which may lead to device malfunctions, overheating, fire, or explosion.
- If the device is not going to be used for an extended period of time, power it off, and remove all cables connected to it.
- If anything unusual occurs (for example, if the device emits smoke or any unusual sound or smell), immediately stop using it, power it off, remove all cables connected to it, and contact an authorized service center.
- Do not trample, pull, or excessively bend any cable. Doing so may damage the cable, causing the device to malfunction.
- Before you clean or maintain the device, stop using it, stop all applications, and disconnect all cables connected to it.
- Do not use any chemical detergent, powder, or other chemical agents (such as alcohol and benzene) to clean the device or accessories. These substances may cause damage to parts or present a fire hazard. Use a clean, soft, and dry cloth to clean the device and accessories.
- Do not place magnetic stripe cards, such as credit cards and phone cards, near the device for extended periods of time. Otherwise the magnetic stripe cards may be damaged.
- Do not dismantle or remanufacture the device and its accessories. This voids the warranty and releases the manufacturer from liability for damage. In case of damage, contact an authorized service center for assistance or repair.

• Avoid collision, which may lead to device malfunctions, overheating, fire, or explosion.

• If the device is not going to be used for an extended period of time, power it off, and remove all cables connected to it.

• If anything unusual occurs (for example, if the device emits smoke or any unusual sound or smell), immediately stop using it, power it off, remove all cables connected to it, and contact an authorized service center.

• Do not trample, pull, or excessively bend any cable. Doing so may damage the cable, causing the device to malfunction.

• Before you clean or maintain the device, stop using it, stop all applications, and disconnect all cables connected to it.

• Do not use any chemical detergent, powder, or other chemical agents (such as alcohol and benzene) to clean the device or accessories. These substances may cause damage to parts or present a fire hazard. Use a clean, soft, and dry cloth to clean the device and accessories.

• Do not place magnetic stripe cards, such as credit cards and phone cards, near the device for extended periods of time. Otherwise the magnetic stripe cards may be damaged.

• Do not dismantle or remanufacture the device and its accessories. This voids the warranty and releases the manufacturer from liability for damage. In case of damage, contact an authorized service center for assistance or repair.

• Do not dismantle or remanufacture the device and its accessories. This voids the warranty and releases the manufacturer from liability for damage. In case of damage, contact an authorized service center for assistance or repair.

• Do not dismantle or remanufacture the device and its accessories. This voids the warranty and releases the manufacturer from liability for damage. In case of damage, contact an authorized service center for assistance or repair.

• Do not dismantle or remanufacture the device and its accessories. This voids the warranty and releases the manufacturer from liability for damage. In case of damage, contact an authorized service center for assistance or repair.

• Do not dismantle or remanufacture the device and its accessories. This voids the warranty and releases the manufacturer from liability for damage. In case of damage, contact an authorized service center for assistance or repair.

Environmental protection

- The device and its accessories (if included), such as the power adapter, headset, and battery should not be disposed of with household garbage.
- Disposal of the device and its accessories is subject to local regulations. Support proper collection and recycling.

FCC Regulatory Compliance


FCC statement

This equipment has been tested and found to comply with the limits for a Class B digital device, pursuant to Part 15 of the FCC Rules. These limits are designed to provide reasonable protection against harmful interference in a residential installation. This equipment generates, uses and can radiate radio frequency energy and, if not installed and used in accordance with the instructions, may cause harmful interference to radio communications. However, there is no guarantee that interference will not occur in a particular installation. If this equipment does cause harmful interference to radio or television reception, which can be determined by turning the equipment off and on, the user is encouraged to try to correct the interference by one or more of the following measures:
—Reorient or relocate the receiving antenna.
—Increase the separation between the equipment and receiver.
—Connect the equipment into an outlet on a circuit different from that to which the receiver is connected.
—Consult the dealer or an experienced radio/TV technician for help.

Legal Notice

Copyright © Huawei Technologies Co., Ltd. 2018. All rights reserved.
No part of this manual may be reproduced or transmitted in any form or by any means without prior written consent of Huawei Technologies Co., Ltd. and its affiliates ("Huawei"). The product described in this manual may include copyrighted software of Huawei and possible licensors. Customers shall not in any manner reproduce, distribute, modify, decompile, disassemble, decrypt, extract, reverse engineer, lease, assign, or sublicense the said software, unless such restrictions are prohibited by applicable laws or such actions are approved by respective copyright holders.



Trademarks and Permissions

 HUAWEI , HUAWEI , and  are trademarks or registered trademarks of Huawei Technologies Co., Ltd. Wi-Fi®, the Wi-Fi CERTIFIED logo, and the Wi-Fi logo are trademarks of Wi-Fi Alliance. Other trademarks, product, service and company names mentioned may be the property of their respective owners.

Legal Notice

Copyright © Huawei Technologies Co., Ltd. 2018. All rights reserved.
No part of this manual may be reproduced or transmitted in any form or by any means without prior written consent of Huawei Technologies Co., Ltd. and its affiliates ("Huawei"). The product described in this manual may include copyrighted software of Huawei and possible licensors. Customers shall not in any manner reproduce, distribute, modify, decompile, disassemble, decrypt, extract, reverse engineer, lease, assign, or sublicense the said software, unless such restrictions are prohibited by applicable laws or such actions are approved by respective copyright holders.

Trademarks and Permissions

 HUAWEI , HUAWEI , and  are trademarks or registered trademarks of Huawei Technologies Co., Ltd. Wi-Fi®, the Wi-Fi CERTIFIED logo, and the Wi-Fi logo are trademarks of Wi-Fi Alliance. Other trademarks, product, service and company names mentioned may be the property of their respective owners.

SPECIAL, INCIDENTAL, INDIRECT, OR CONSEQUENTIAL DAMAGES, OR LOSS OF PROFITS, BUSINESS, REVENUE, DATA, GOODWILL SAVINGS OR ANTICIPATED SAVINGS REGARDLESS OF WHETHER SUCH LOSSES ARE FORSEEABLE OR NOT. THE MAXIMUM LIABILITY (THIS LIMITATION SHALL NOT APPLY TO LIABILITY FOR PERSONAL INJURY TO THE EXTENT APPLICABLE LAW PROHIBITS SUCH A LIMITATION) OF HUAWEI ARISING FROM THE USE OF THE PRODUCT DESCRIBED IN THIS MANUAL SHALL BE LIMITED TO THE AMOUNT PAID BY CUSTOMERS FOR THE PURCHASE OF THIS PRODUCT.

Import and Export Regulations

Customers shall comply with all applicable export or import laws and regulations and be responsible to obtain all necessary governmental permits and licenses in order to export, re-export or import the product mentioned in this manual including the software and technical data therein.

Version Update

In order to improve the security of the product and provide you with a better user experience, we will push version update information to you on a regular basis when an important update is released.

Privacy Policy

To better understand how we use and protect your personal information, please see the privacy policy at <http://consumer.huawei.com/privacy-policy>.

End User License Agreement

Please read and agree to the End User License Agreement (HUAWEI EULA) on the product's management page before using the product.

Please visit <http://consumer.huawei.com/en/support/hotline> for recently updated hotline and email address in your country or region.

This guide is for reference only and does not constitute a warranty of any kind, express or implied.