6 dB Bandwidth Plot on Configuration IEEE 802.11ac MCS0/Nss2 VHT20 / 2412 MHz / Chain 3

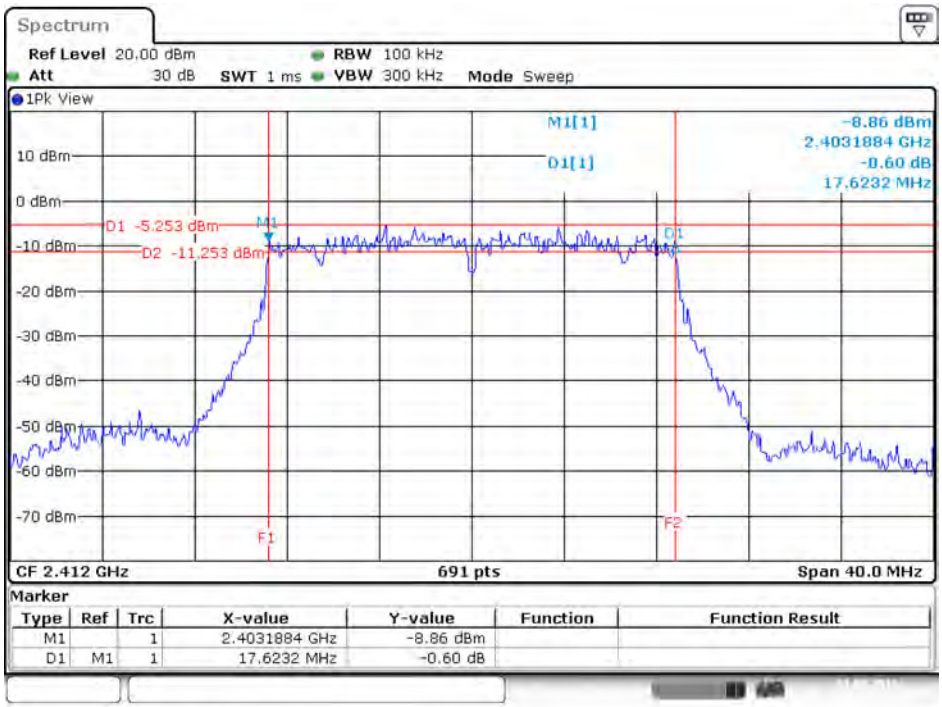

Date: 21.MAY.2016 19:35:22

99% Occupied Bandwidth Plot on Configuration IEEE 802.11ac MCS0/Nss2 VHT20 / 2437 MHz / Chain 3

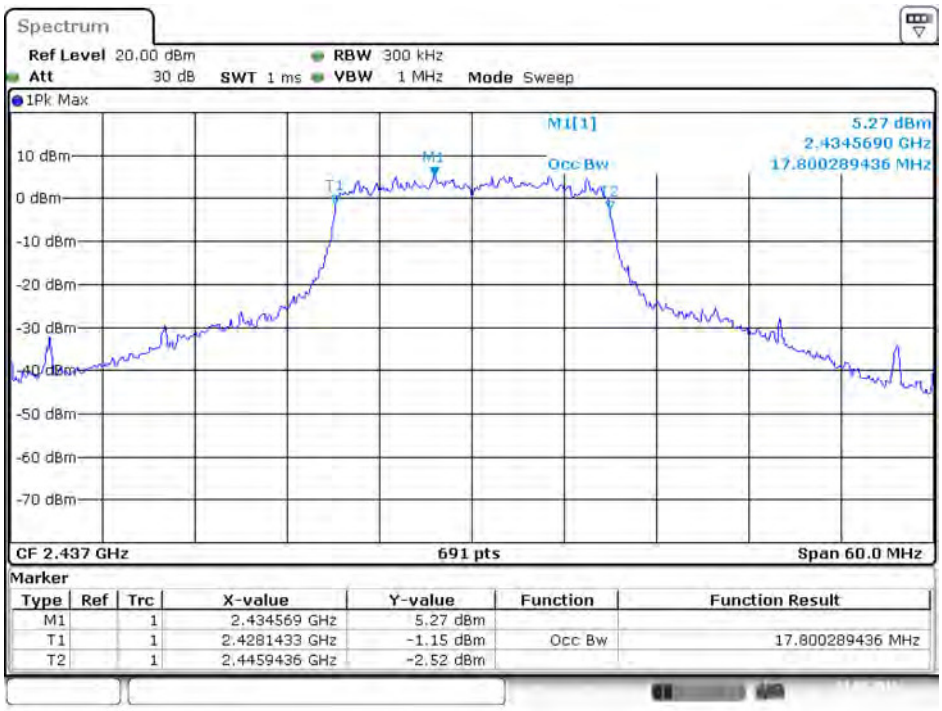

Date: 21.MAY.2016 16:41:46

6 dB Bandwidth Plot on Configuration IEEE 802.11ac MCS0/Nss2 VHT20 / 2462 MHz / Chain 4

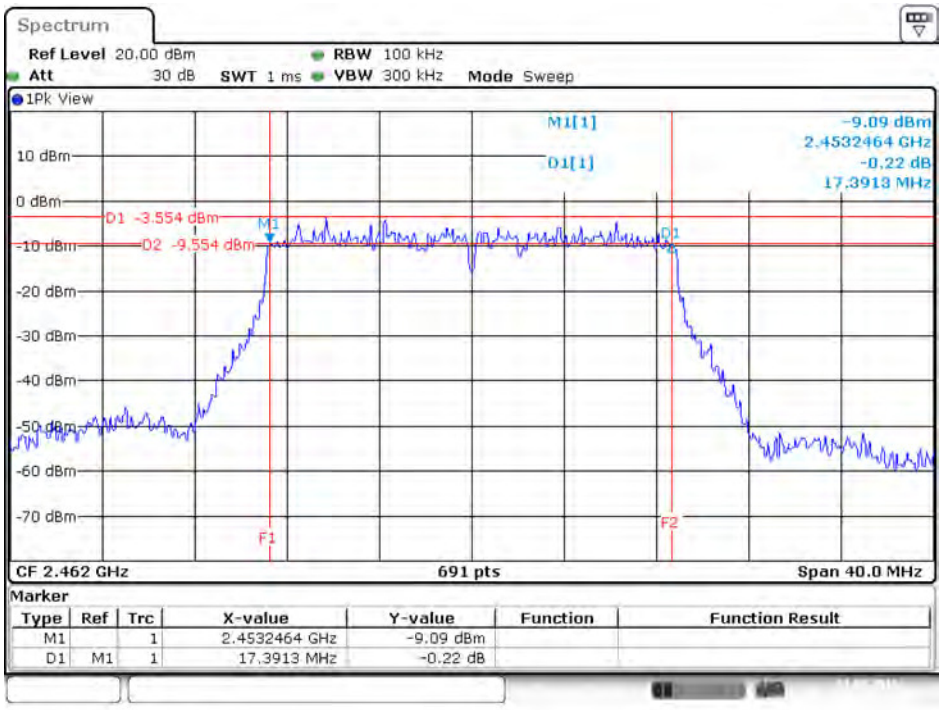

Date: 21.MAY.2016 19:48:13

99% Occupied Bandwidth Plot on Configuration IEEE 802.11ac MCS0/Nss2 VHT20 / 2437 MHz / Chain 4

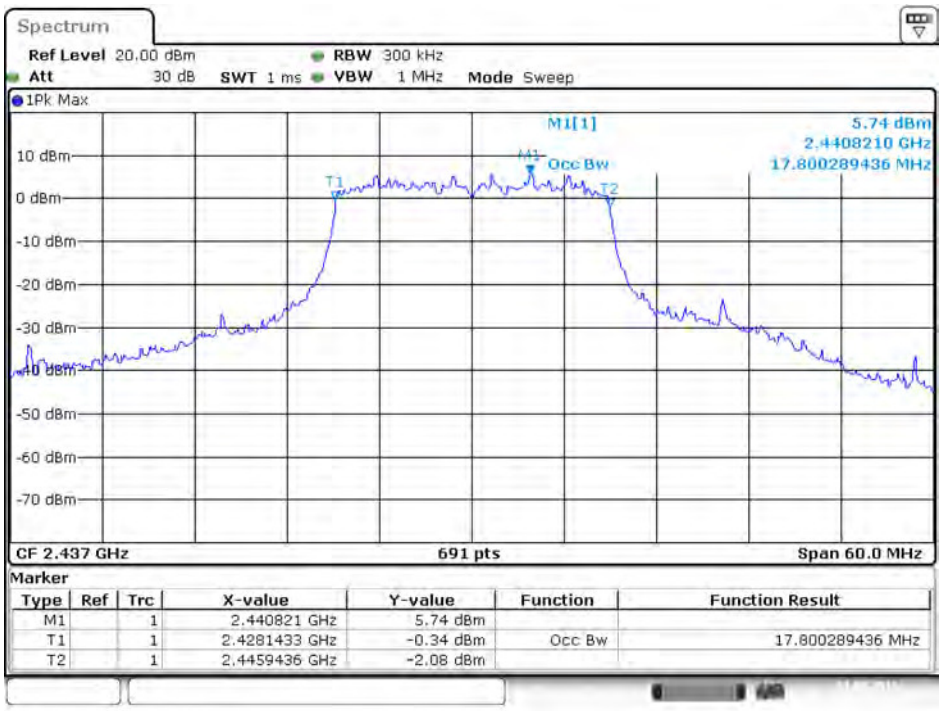

Date: 21.MAY.2016 16:42:00

6 dB Bandwidth Plot on Configuration IEEE 802.11ac MCS0/Nss2 VHT40 / 2437 MHz / Chain 1

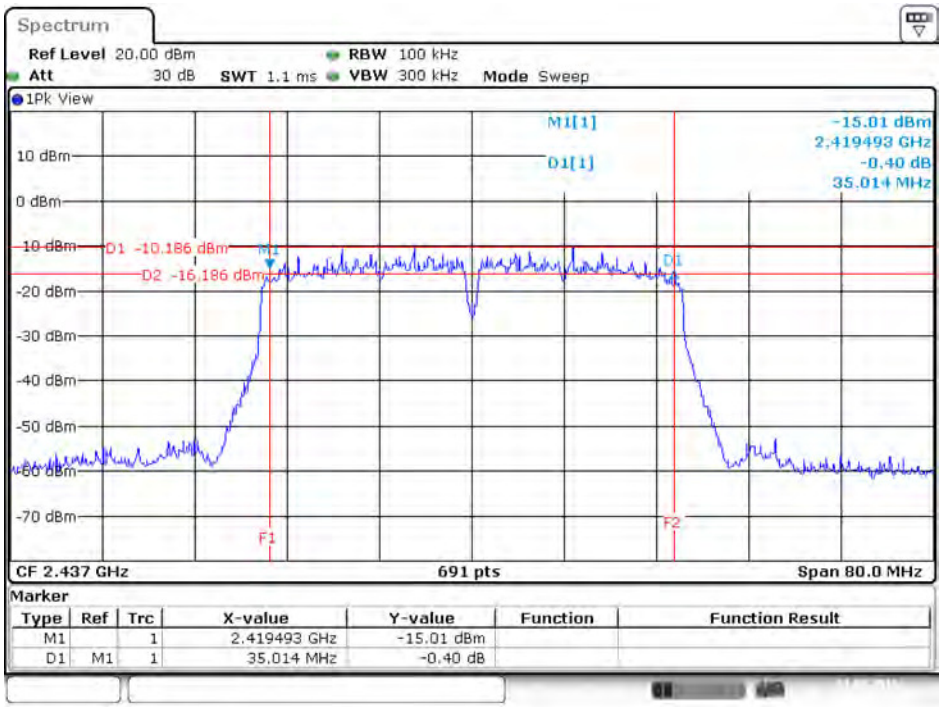

Date: 21.MAY.2016 20:00:53

99% Occupied Bandwidth Plot on Configuration IEEE 802.11ac MCS0/Nss2 VHT40 / 2437 MHz / Chain 1

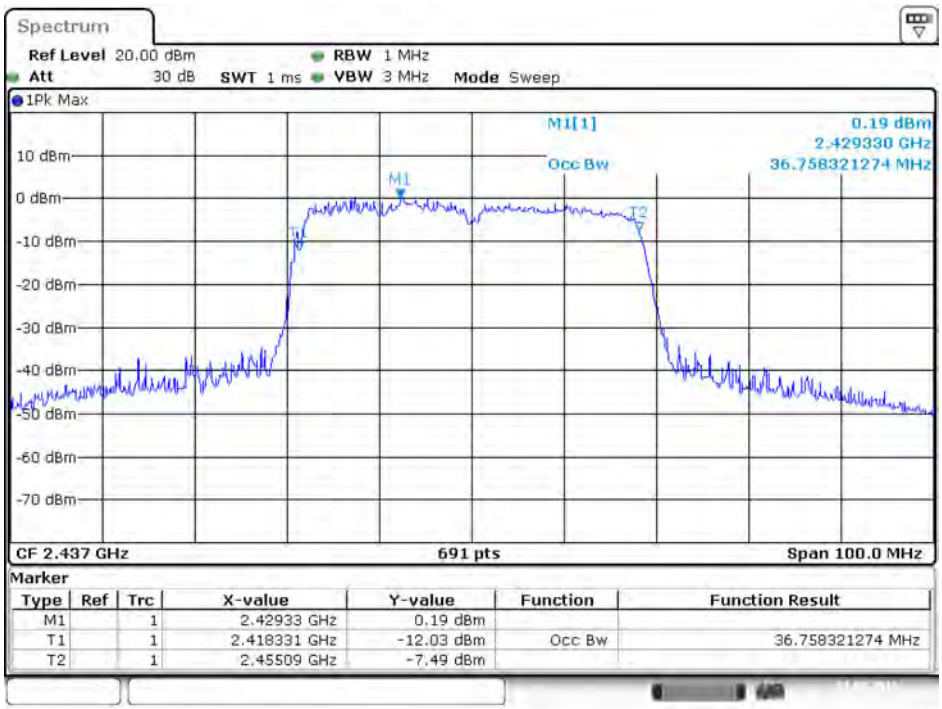

Date: 21.MAY.2016 13:40:14

6 dB Bandwidth Plot on Configuration IEEE 802.11ac MCS0/Nss2 VHT40 / 2422 MHz / Chain 2

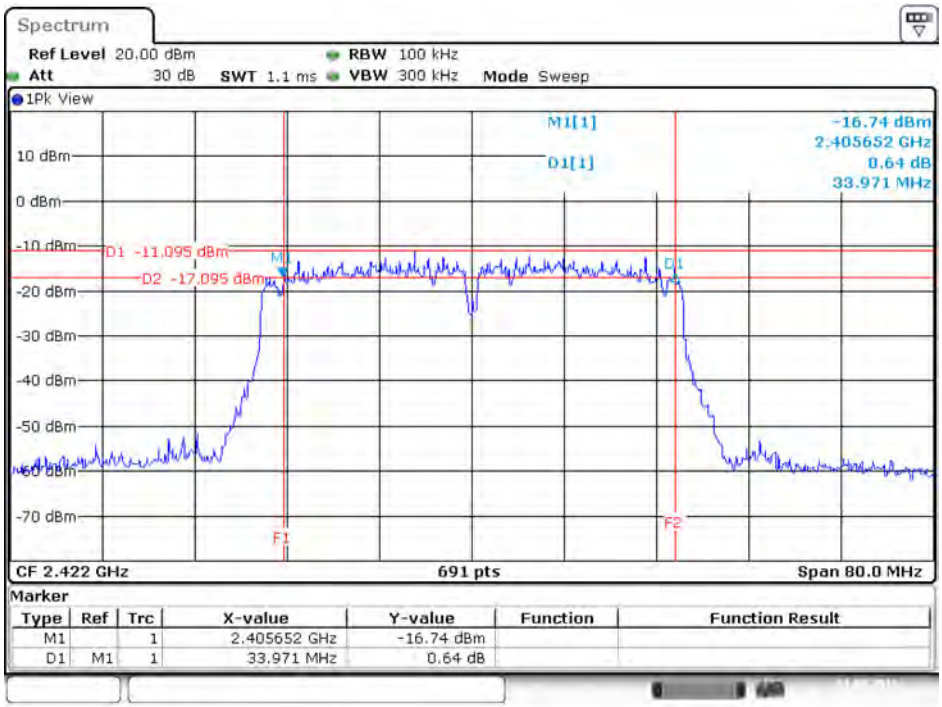

Date: 21.MAY.2016 19:55:59

99% Occupied Bandwidth Plot on Configuration IEEE 802.11ac MCS0/Nss2 VHT40 / 2452 MHz / Chain 2

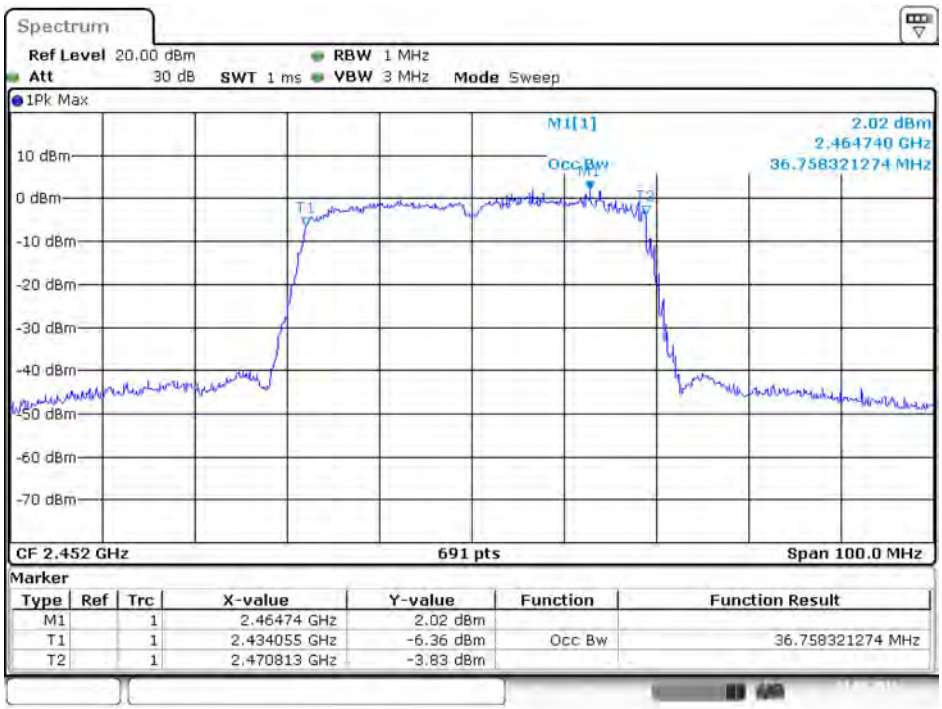

Date: 21.MAY.2016 13:36:55

6 dB Bandwidth Plot on Configuration IEEE 802.11ac MCS0/Nss2 VHT40 / 2422 MHz / Chain 3

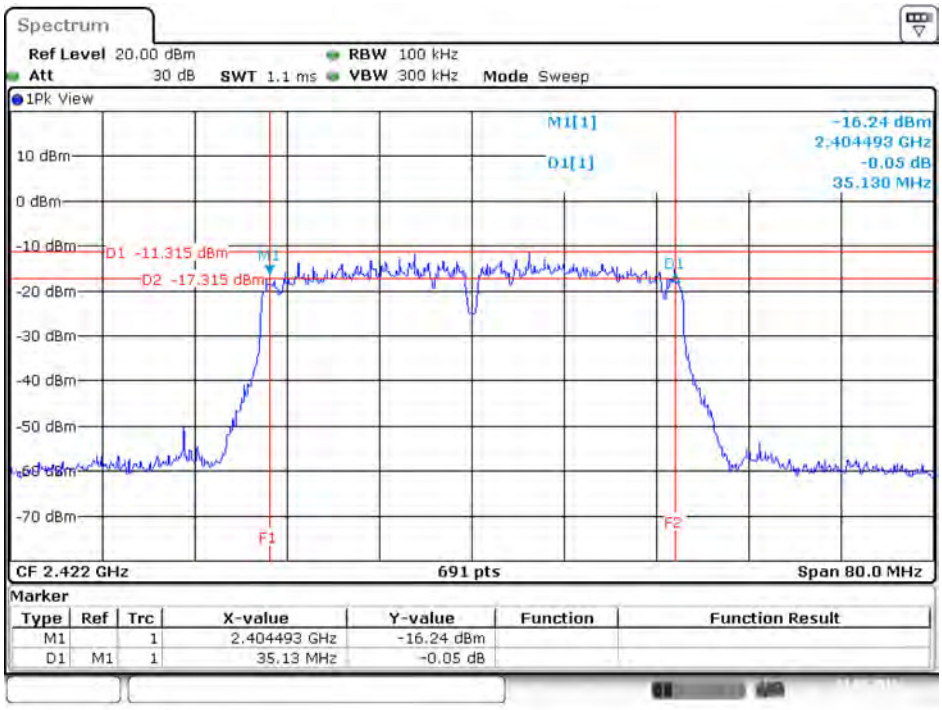

Date: 21.MAY.2016 19:55:36

99% Occupied Bandwidth Plot on Configuration IEEE 802.11ac MCS0/Nss2 VHT40 / 2422 MHz / Chain 3

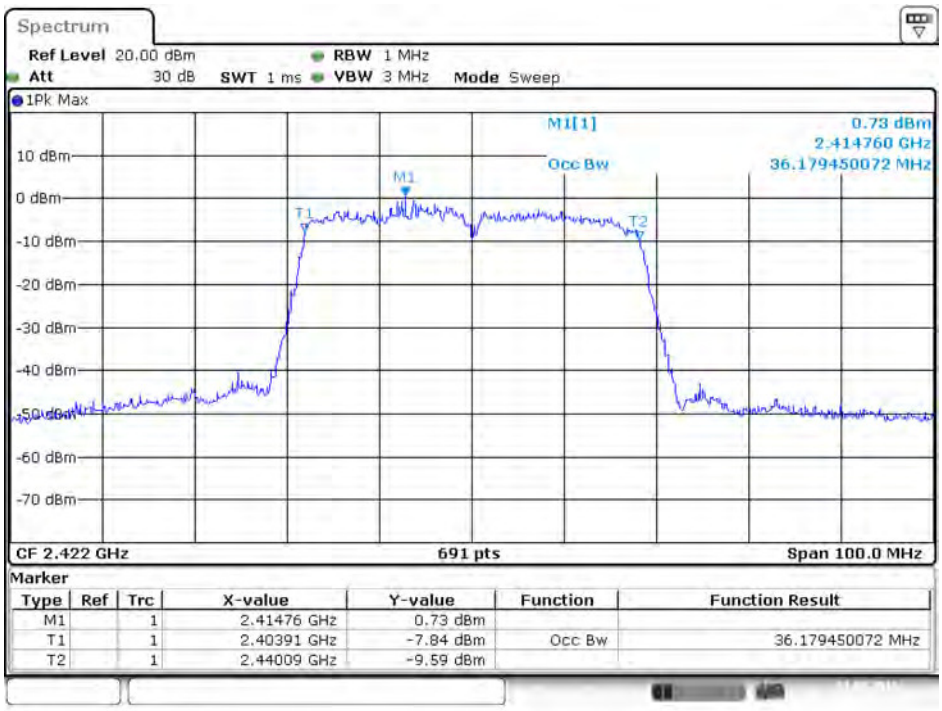

Date: 21.MAY.2016 13:43:43

6 dB Bandwidth Plot on Configuration IEEE 802.11ac MCS0/Nss2 VHT40 / 2422 MHz / Chain 4

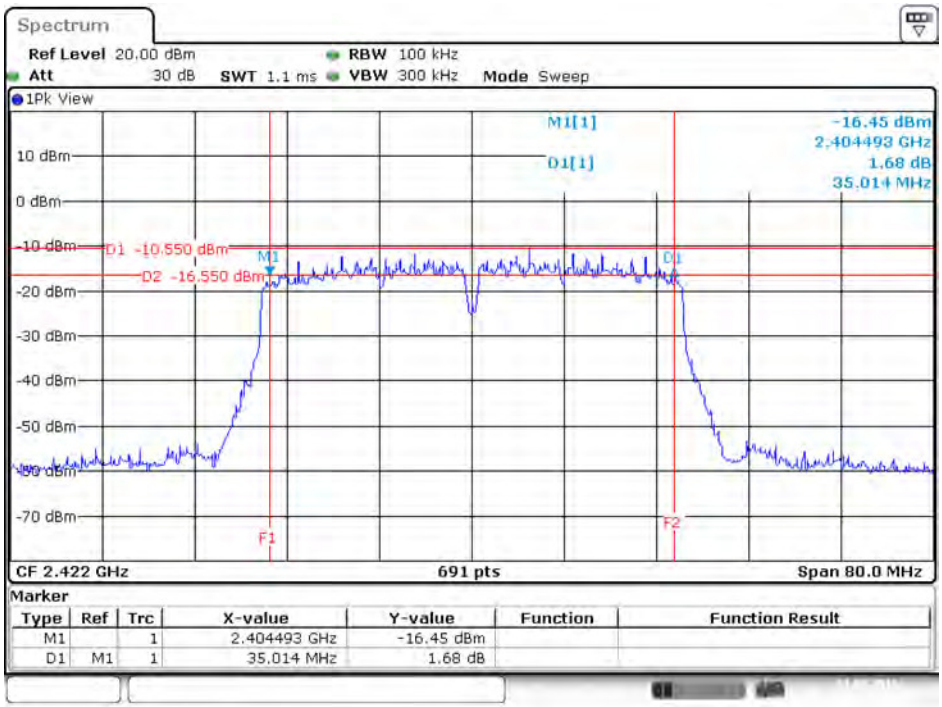

Date: 21.MAY.2016 19:55:08

99% Occupied Bandwidth Plot on Configuration IEEE 802.11ac MCS0/Nss2 VHT40 / 2452 MHz / Chain 4

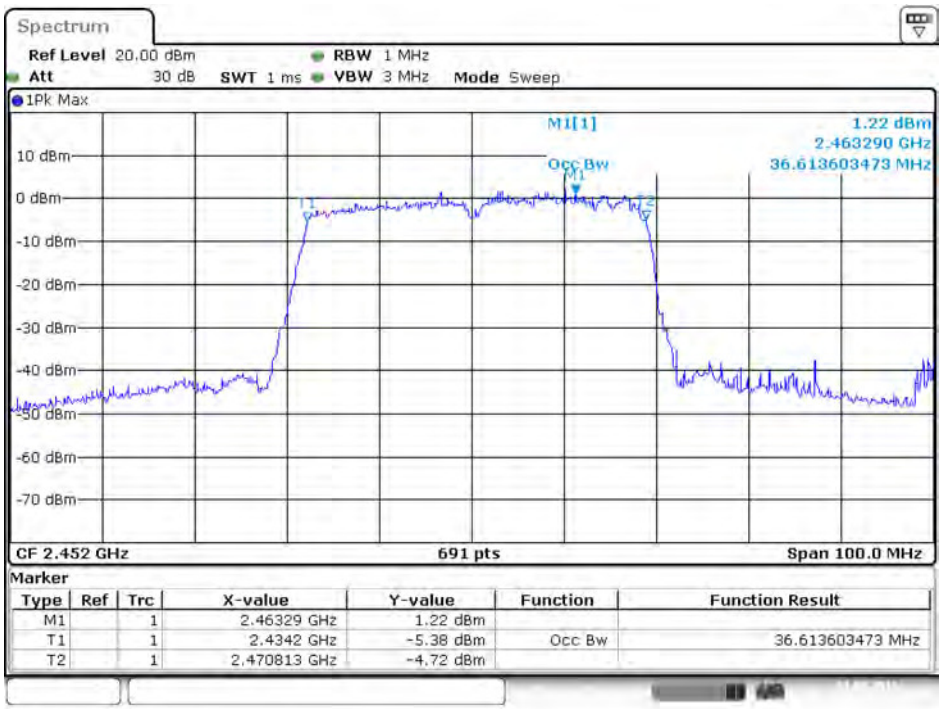

Date: 21.MAY.2016 13:36:22

6 dB Bandwidth Plot on Configuration IEEE 802.11ac MCS0/Nss3 VHT20 / 2412 MHz / Chain 1

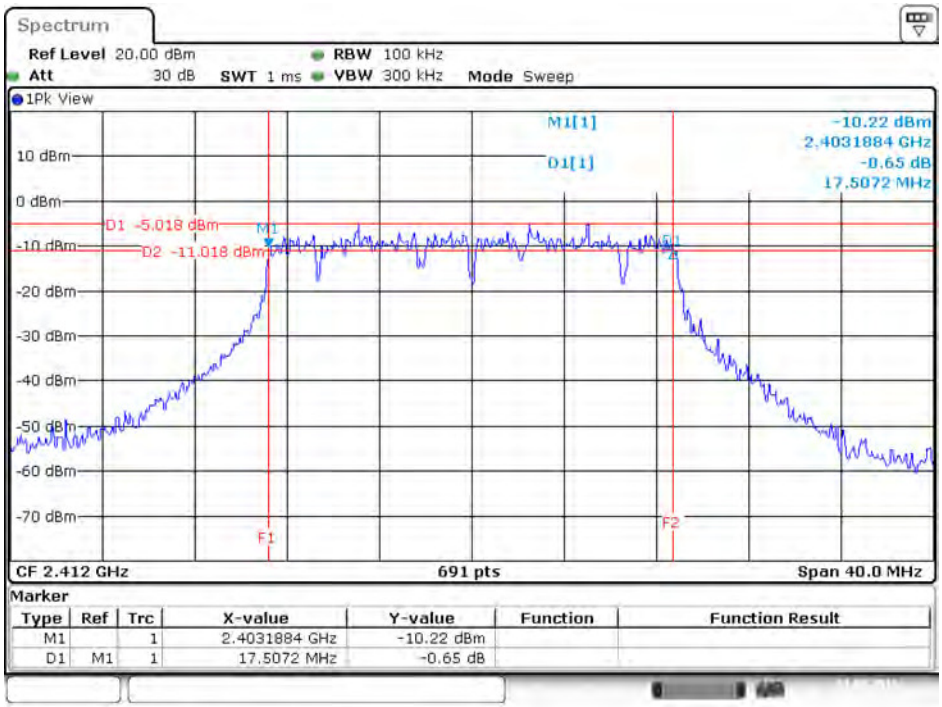

Date: 21.MAY.2016 20:26:39

99% Occupied Bandwidth Plot on Configuration IEEE 802.11ac MCS0/Nss3 VHT20 / 2437 MHz / Chain 1

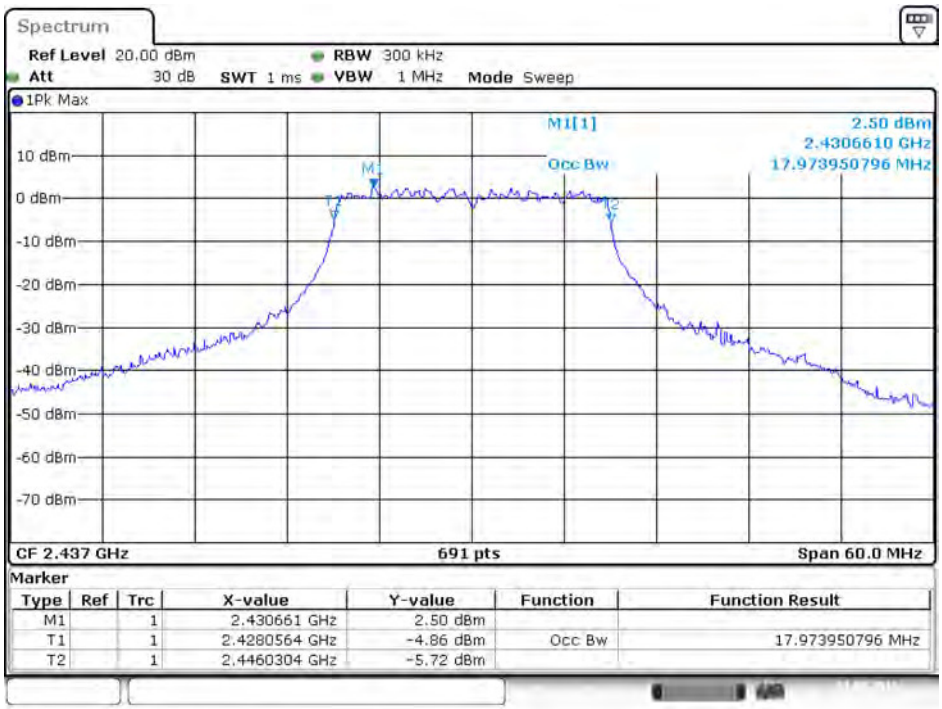

Date: 21.MAY.2016 17:24:49

6 dB Bandwidth Plot on Configuration IEEE 802.11ac MCS0/Nss3 VHT20 / 2462 MHz / Chain 2

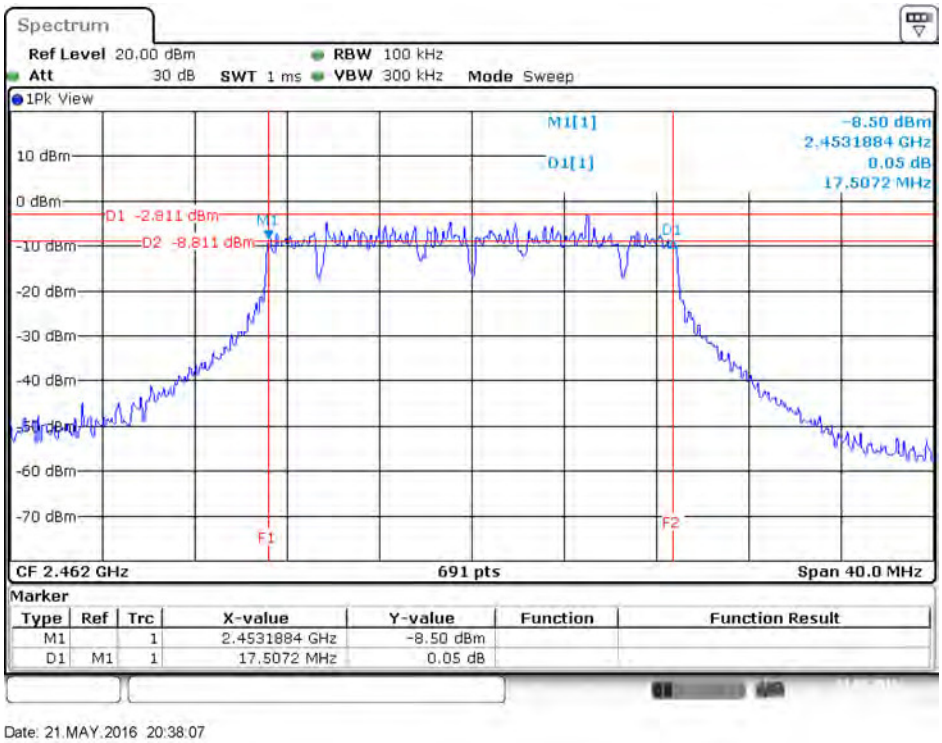

Date: 21.MAY.2016 20:38:07

99% Occupied Bandwidth Plot on Configuration IEEE 802.11ac MCS0/Nss3 VHT20 / 2437 MHz / Chain 2

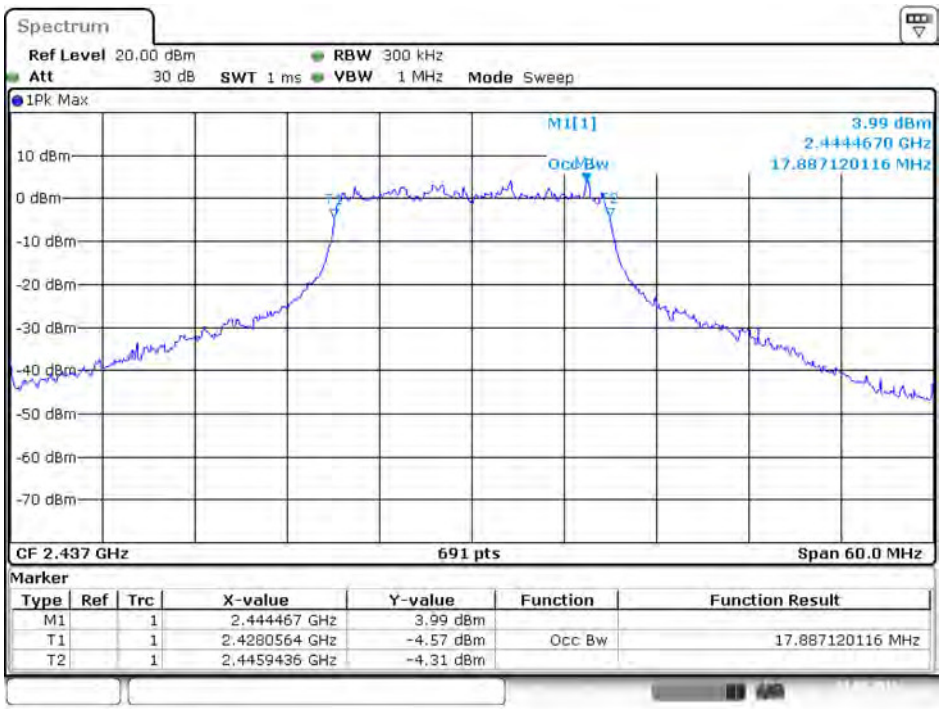

Date: 21.MAY.2016 17:25:04

6 dB Bandwidth Plot on Configuration IEEE 802.11ac MCS0/Nss3 VHT20 / 2437 MHz / Chain 3

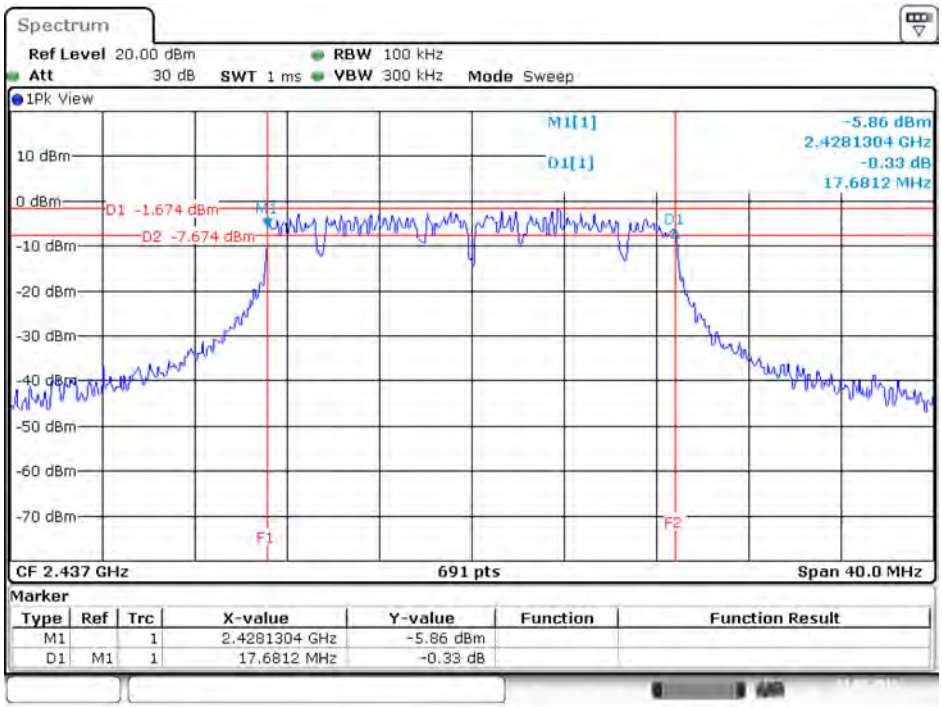

Date: 21.MAY.2016 20:34:02

99% Occupied Bandwidth Plot on Configuration IEEE 802.11ac MCS0/Nss3 VHT20 / 2437 MHz / Chain 3

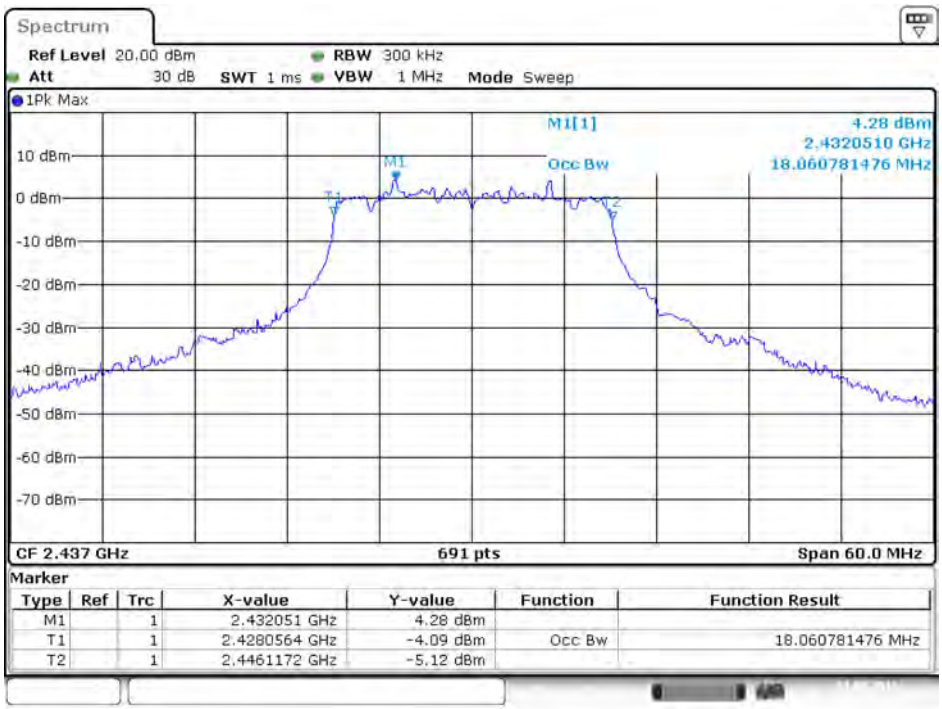

Date: 21.MAY.2016 17:25:19

6 dB Bandwidth Plot on Configuration IEEE 802.11ac MCS0/Nss3 VHT20 / 2437 MHz / Chain 4

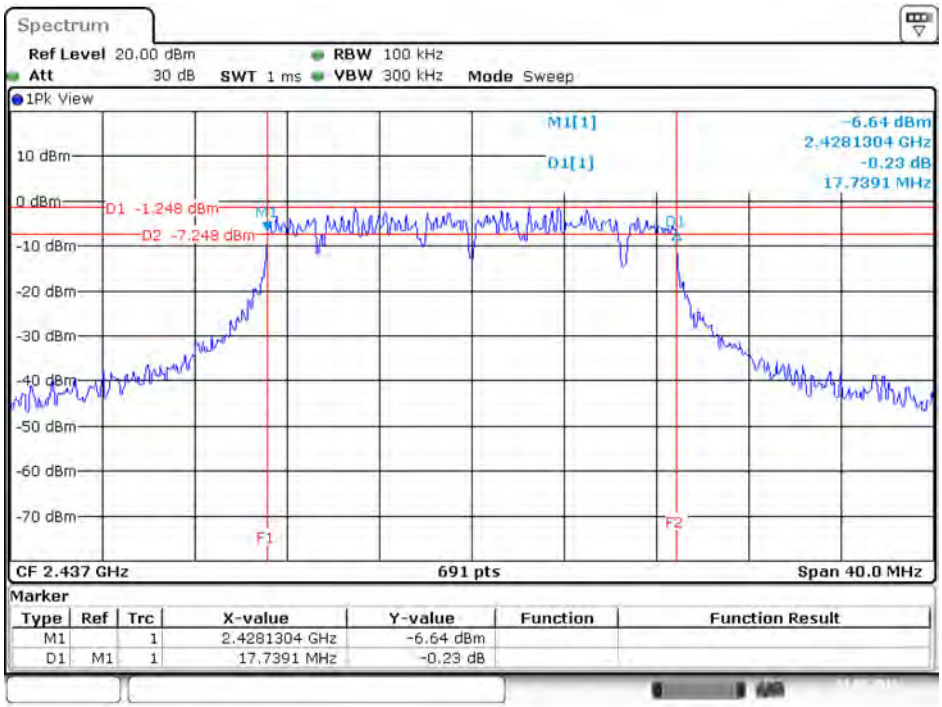

Date: 21.MAY.2016 20:34:15

99% Occupied Bandwidth Plot on Configuration IEEE 802.11ac MCS0/Nss3 VHT20 / 2437 MHz / Chain 4

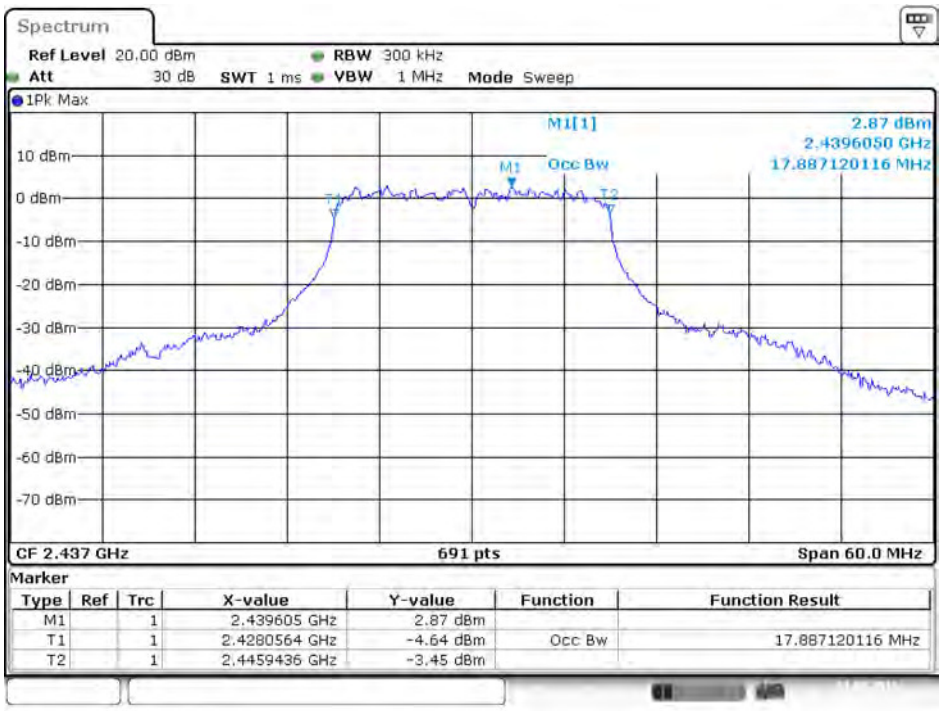

Date: 21.MAY.2016 17:25:37

6 dB Bandwidth Plot on Configuration IEEE 802.11ac MCS0/Nss3 VHT40 / 2452 MHz / Chain 1

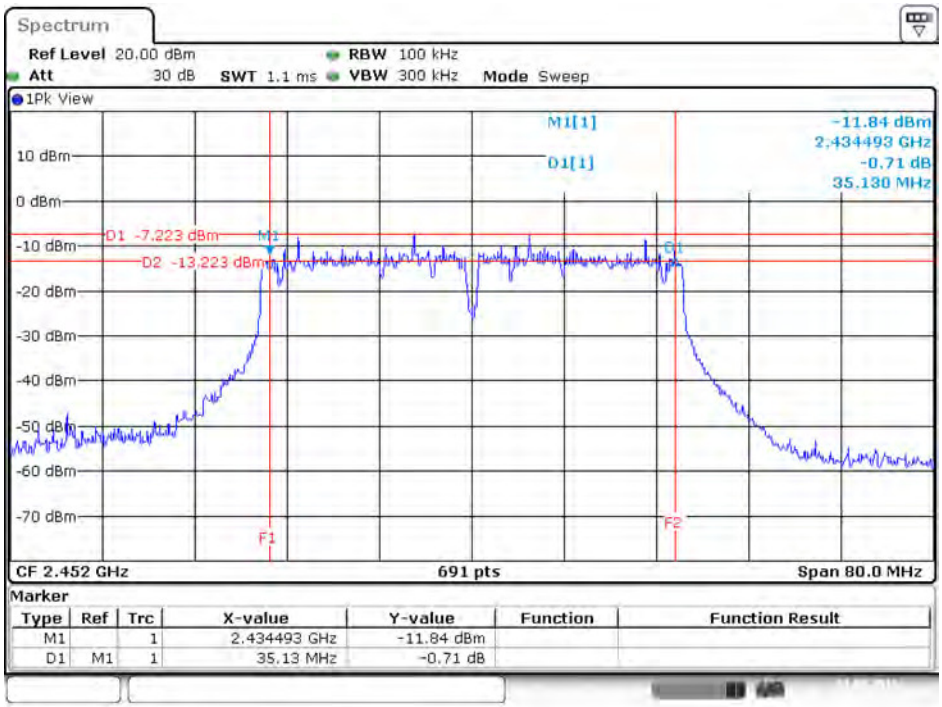

Date: 21.MAY.2016 20:56:30

99% Occupied Bandwidth Plot on Configuration IEEE 802.11ac MCS0/Nss3 VHT40 / 2452 MHz / Chain 1

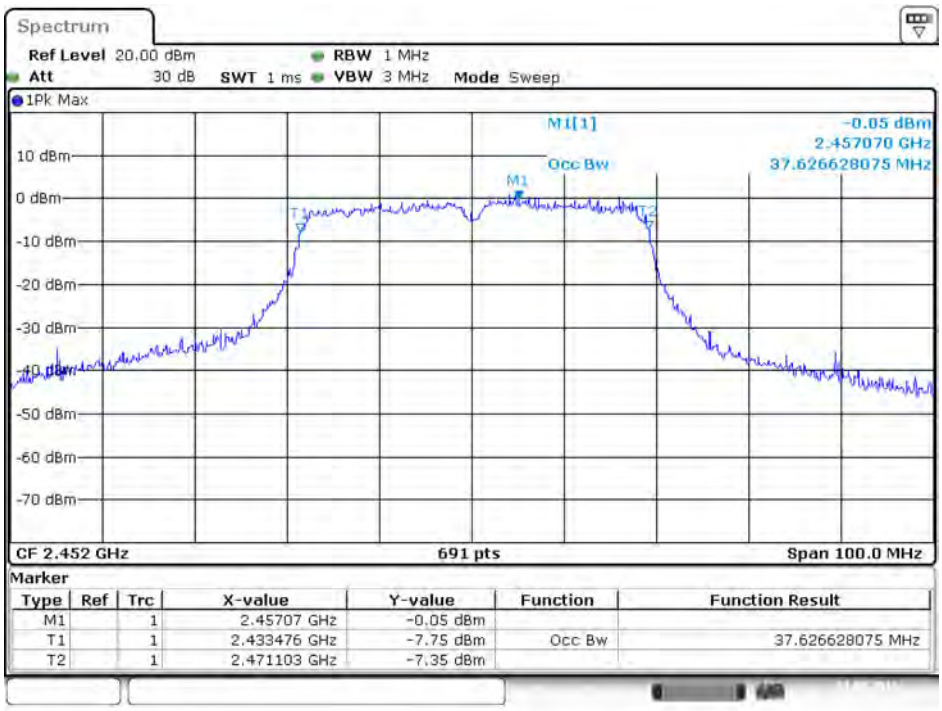

Date: 21.MAY.2016 13:13:47

6 dB Bandwidth Plot on Configuration IEEE 802.11ac MCS0/Nss3 VHT40 / 2452 MHz / Chain 2

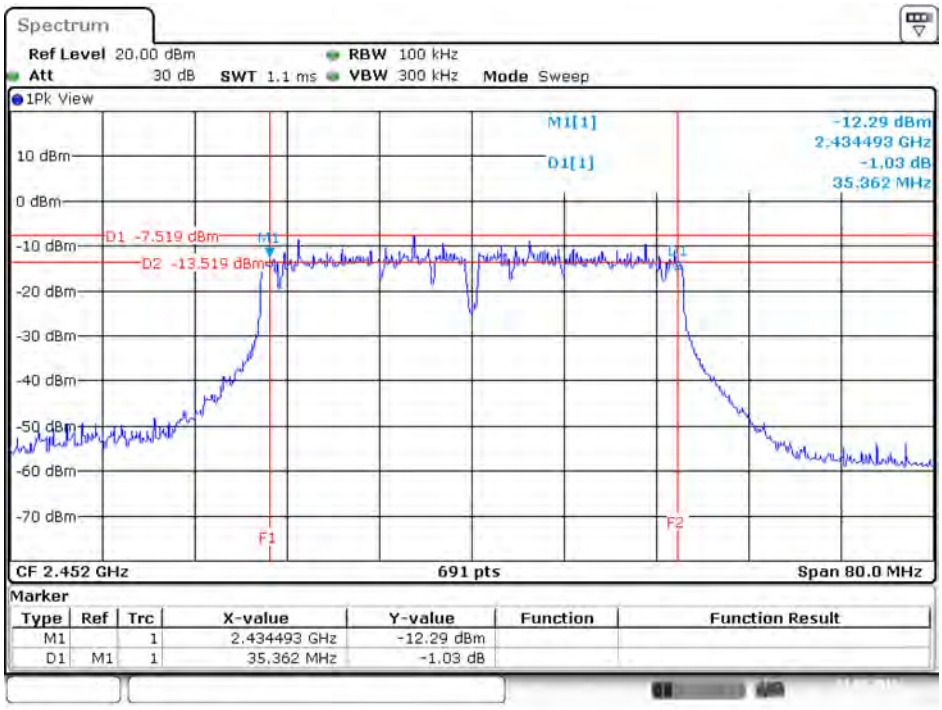

Date: 21.MAY.2016 20:56:43

99% Occupied Bandwidth Plot on Configuration IEEE 802.11ac MCS0/Nss3 VHT40 / 2452 MHz / Chain 2

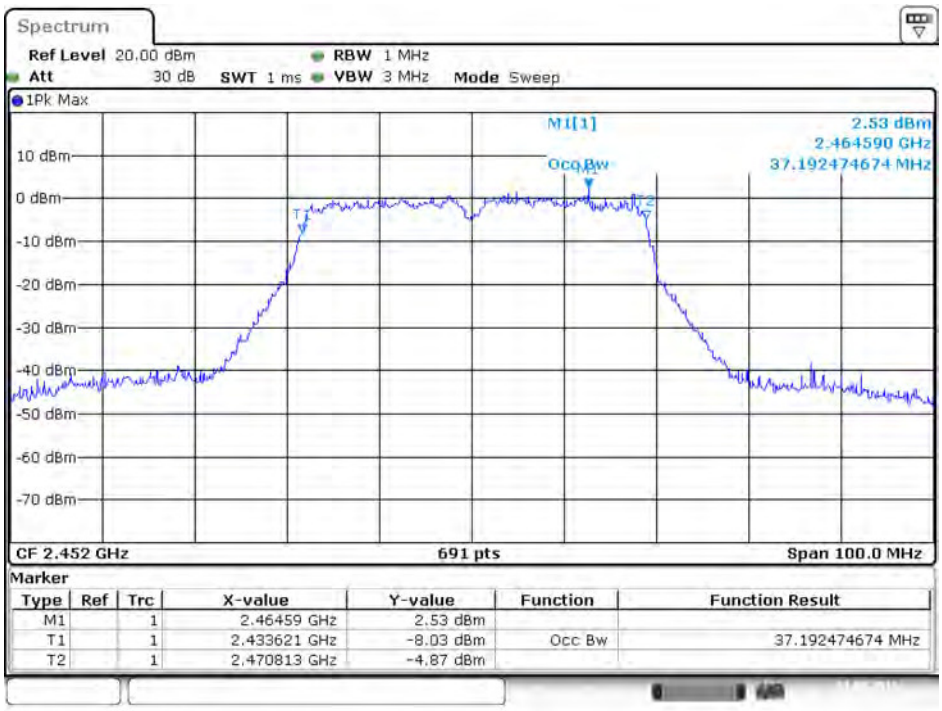

Date: 21.MAY.2016 13:13:31

6 dB Bandwidth Plot on Configuration IEEE 802.11ac MCS0/Nss3 VHT40 / 2452 MHz / Chain 3

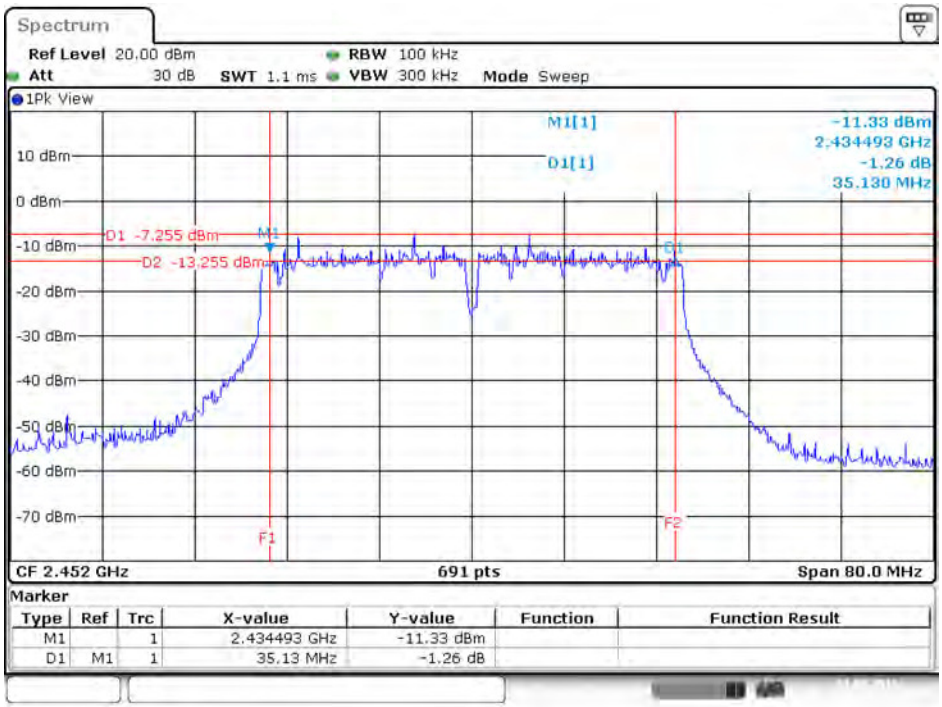

Date: 21.MAY.2016 20:56:55

99% Occupied Bandwidth Plot on Configuration IEEE 802.11ac MCS0/Nss3 VHT40 / 2452 MHz / Chain 3

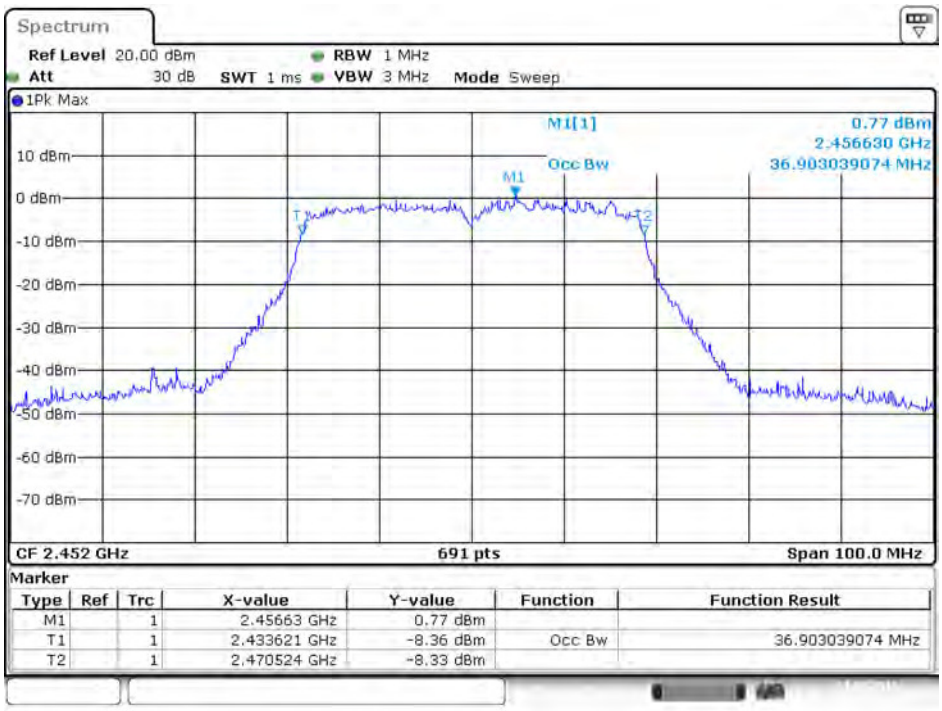

Date: 21.MAY.2016 13:13:11

6 dB Bandwidth Plot on Configuration IEEE 802.11ac MCS0/Nss3 VHT40 / 2452 MHz / Chain 4

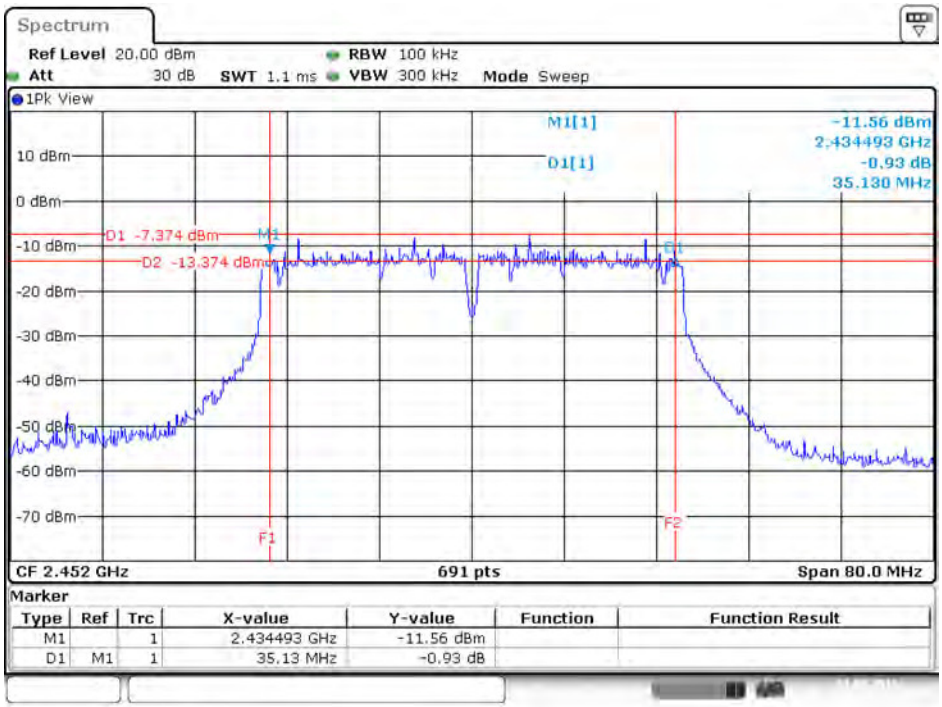

Date: 21.MAY.2016 20:57:09

99% Occupied Bandwidth Plot on Configuration IEEE 802.11ac MCS0/Nss3 VHT40 / 2437 MHz / Chain 4

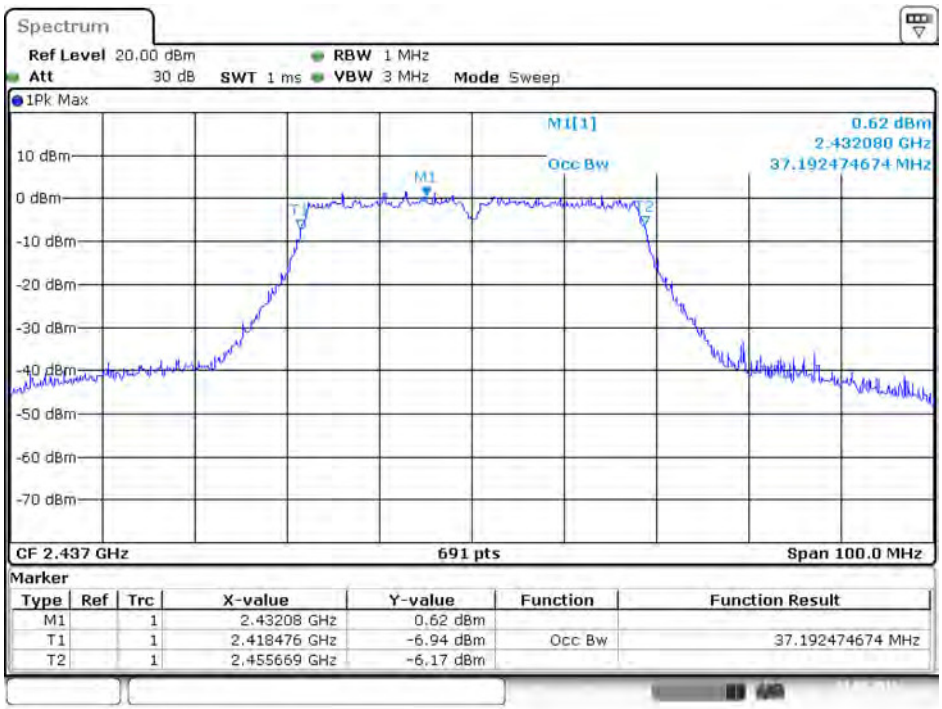

Date: 21.MAY.2016 13:11:24

For Mode 3:

6 dB Bandwidth Plot on Configuration IEEE 802.11ac MCS0/Nss1 VHT20 / 2412 MHz / Chain 1

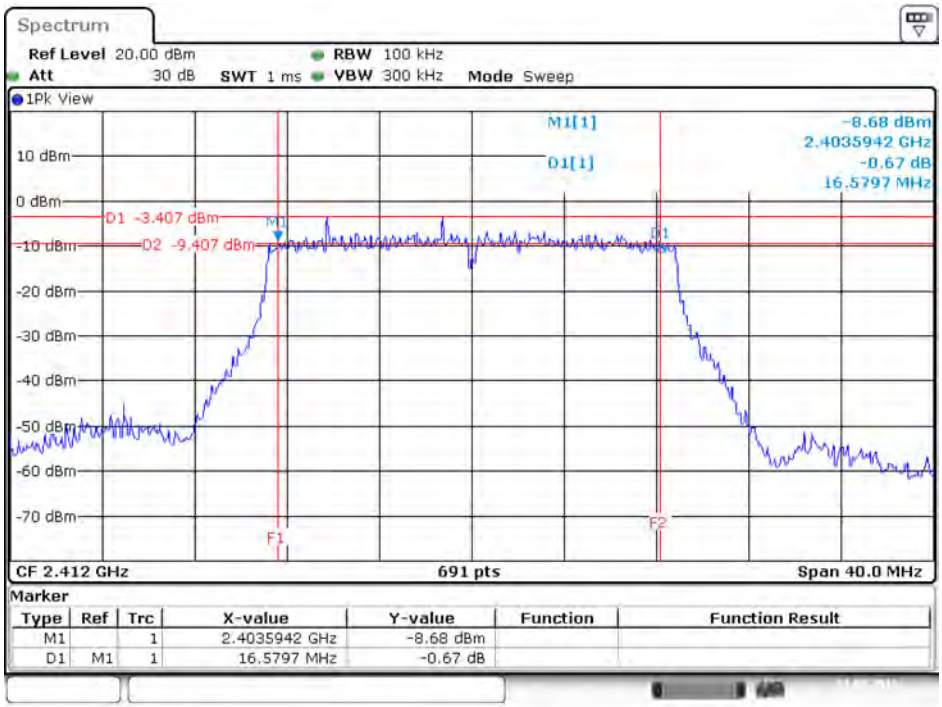

Date: 21.MAY.2016 18:30:13

99% Occupied Bandwidth Plot on Configuration IEEE 802.11ac MCS0/Nss1 VHT20 / 2462 MHz / Chain 1

Date: 21.MAY.2016 16:10:44

6 dB Bandwidth Plot on Configuration IEEE 802.11ac MCS0/Nss1 VHT20 / 2412 MHz / Chain 2

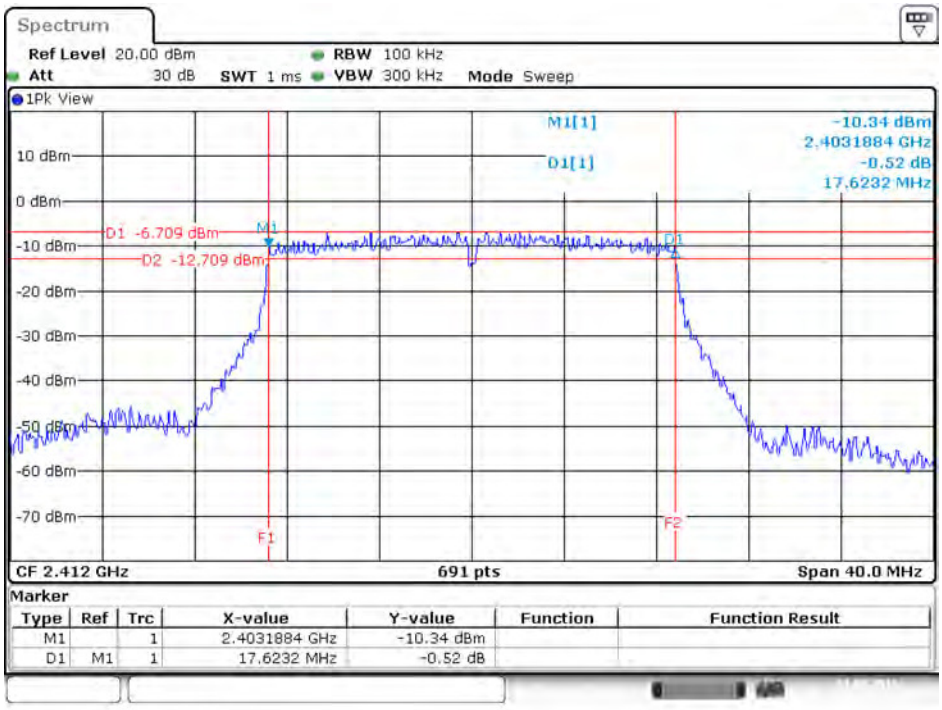

Date: 21.MAY.2016 18:29:59

99% Occupied Bandwidth Plot on Configuration IEEE 802.11ac MCS0/Nss1 VHT20 / 2412 MHz / Chain 2

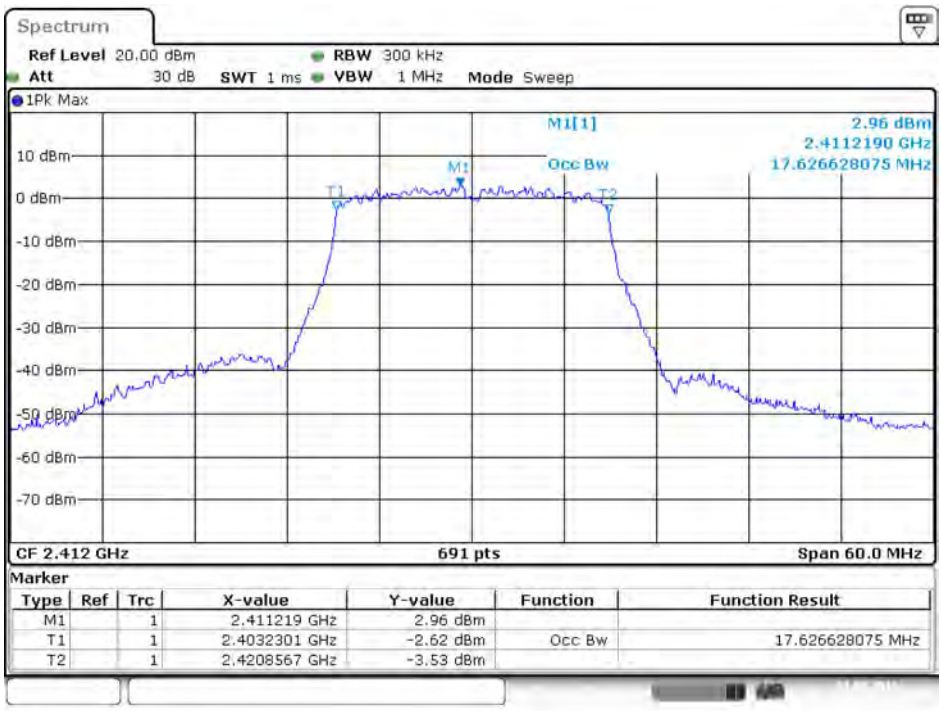

Date: 21.MAY.2016 16:07:40

6 dB Bandwidth Plot on Configuration IEEE 802.11ac MCS0/Nss1 VHT20 / 2462 MHz / Chain 3

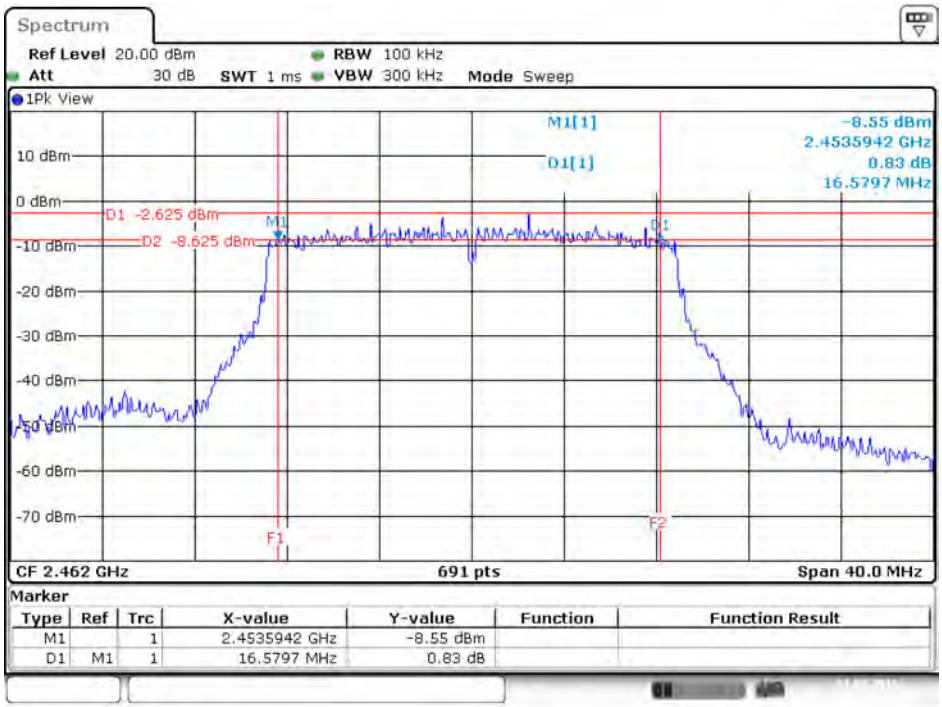

Date: 21.MAY.2016 18:55:23

99% Occupied Bandwidth Plot on Configuration IEEE 802.11ac MCS0/Nss1 VHT20 / 2462 MHz / Chain 3

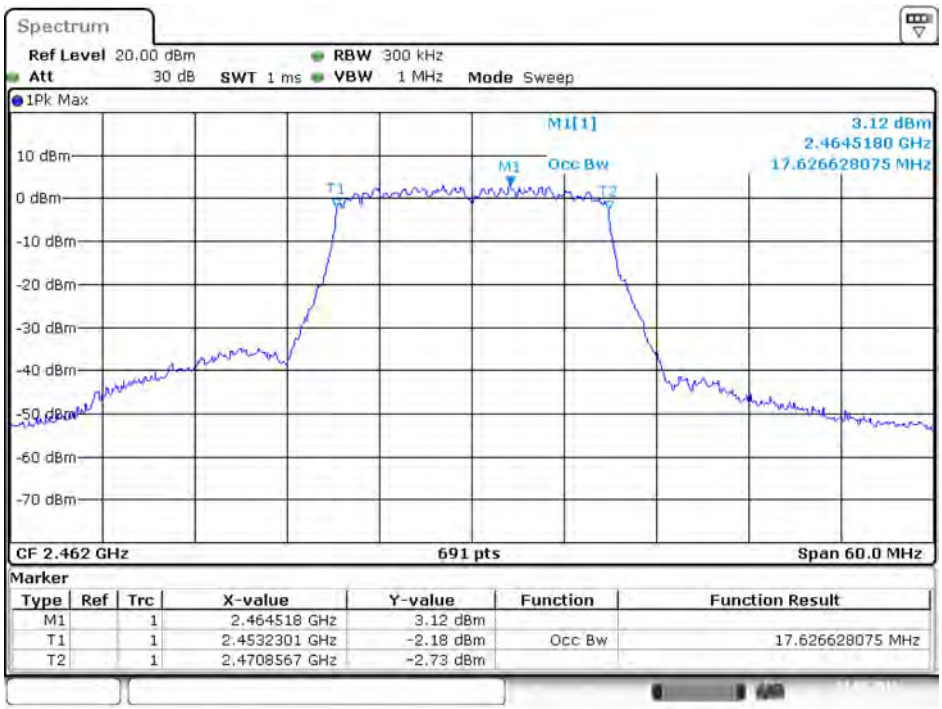

Date: 21.MAY.2016 16:11.13

6 dB Bandwidth Plot on Configuration IEEE 802.11ac MCS0/Nss1 VHT20 / 2462 MHz / Chain 4

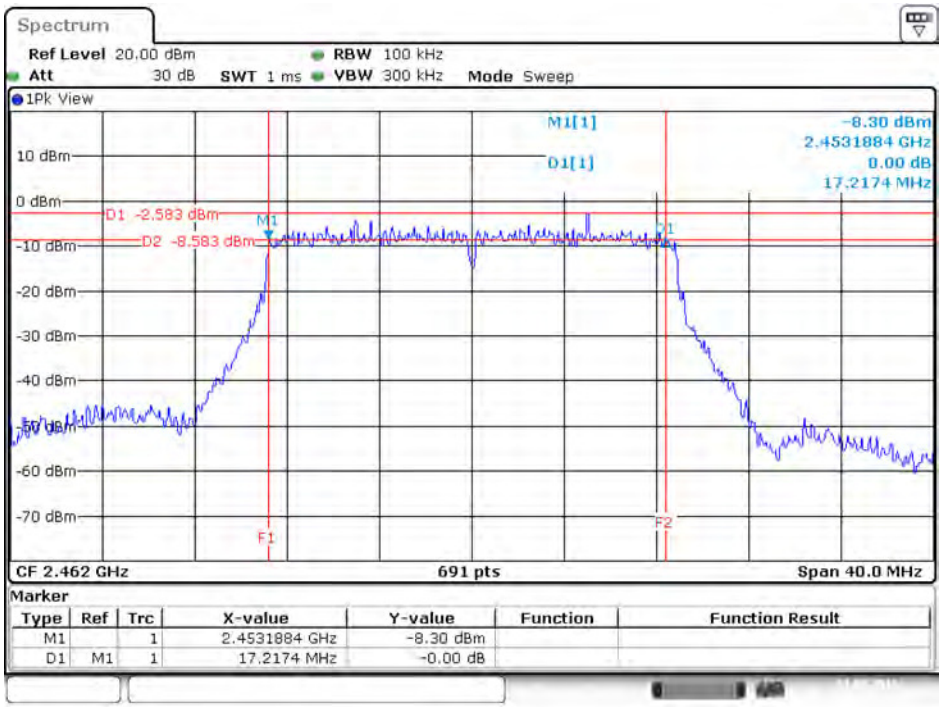

Date: 21.MAY.2016 18:54:39

99% Occupied Bandwidth Plot on Configuration IEEE 802.11ac MCS0/Nss1 VHT20 / 2462 MHz / Chain 4

Date: 21.MAY.2016 16:11:26

6 dB Bandwidth Plot on Configuration IEEE 802.11ac MCS0/Nss1 VHT40 / 2437 MHz / Chain 1

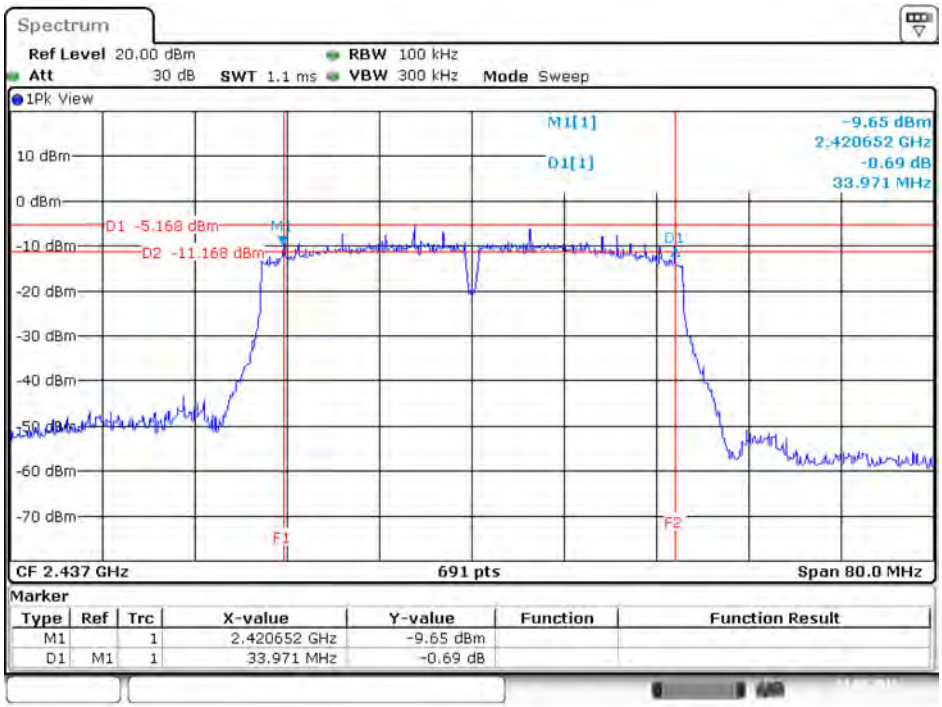

Date: 21.MAY.2016 19:22:49

99% Occupied Bandwidth Plot on Configuration IEEE 802.11ac MCS0/Nss1 VHT40 / 2437 MHz / Chain 1

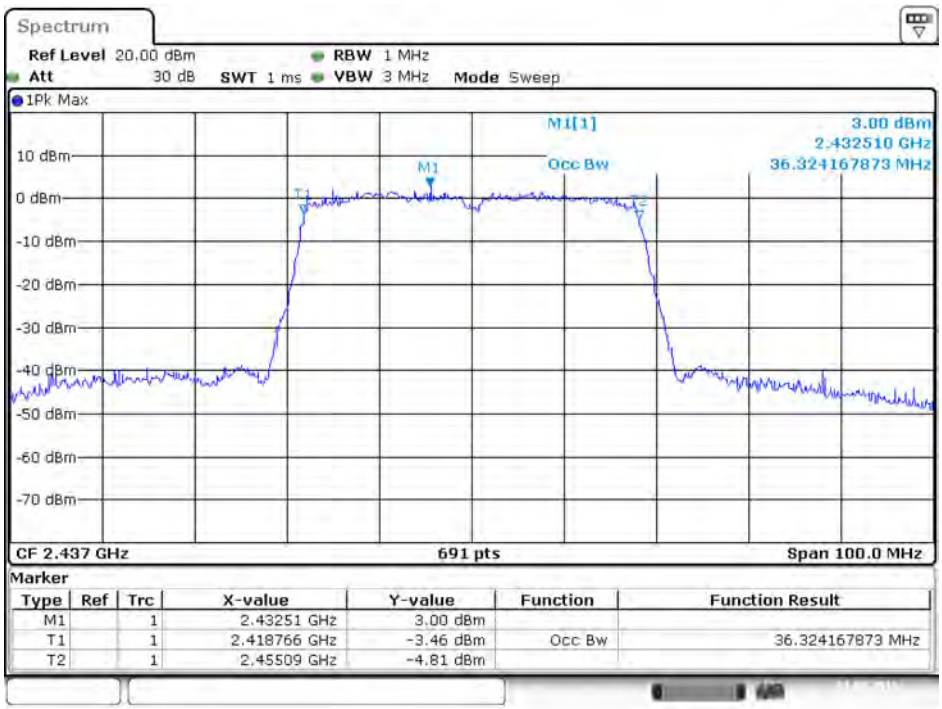

Date: 21.MAY.2016 15:14:38

6 dB Bandwidth Plot on Configuration IEEE 802.11ac MCS0/Nss1 VHT40 / 2422 MHz / Chain 2

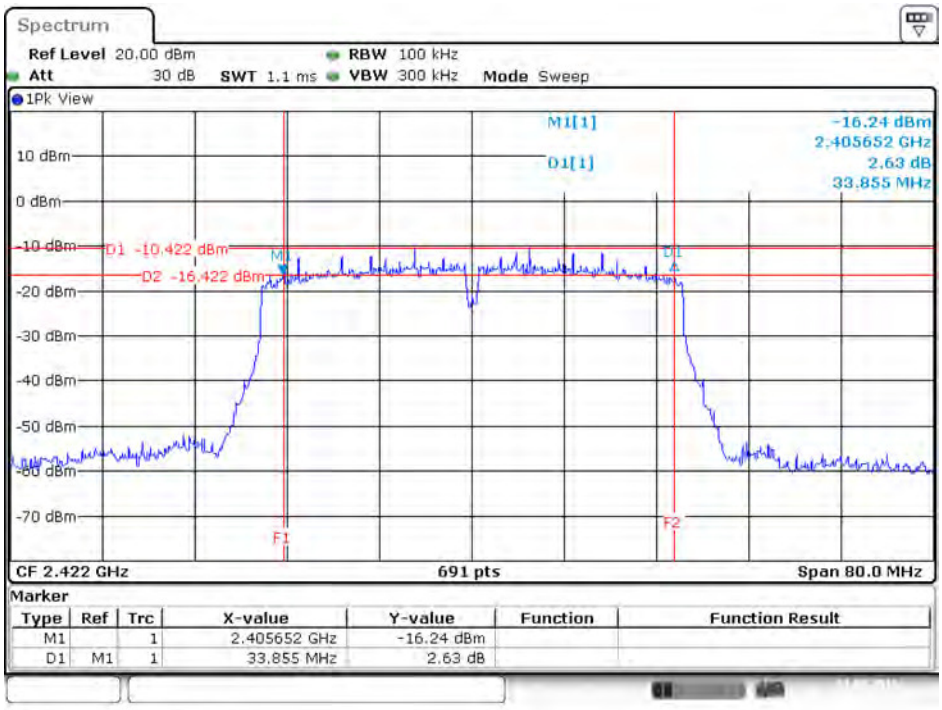

Date: 21.MAY.2016 19:01:02

99% Occupied Bandwidth Plot on Configuration IEEE 802.11ac MCS0/Nss1 VHT40 / 2437 MHz / Chain 2

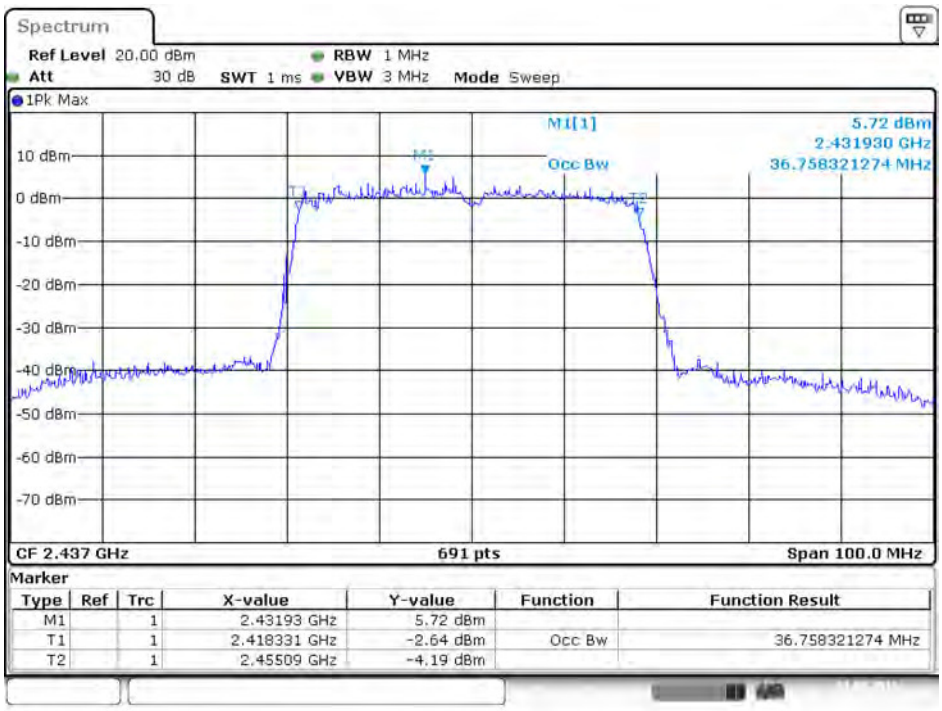

Date: 21.MAY.2016 15:14:23

6 dB Bandwidth Plot on Configuration IEEE 802.11ac MCS0/Nss1 VHT40 / 2452 MHz / Chain 3

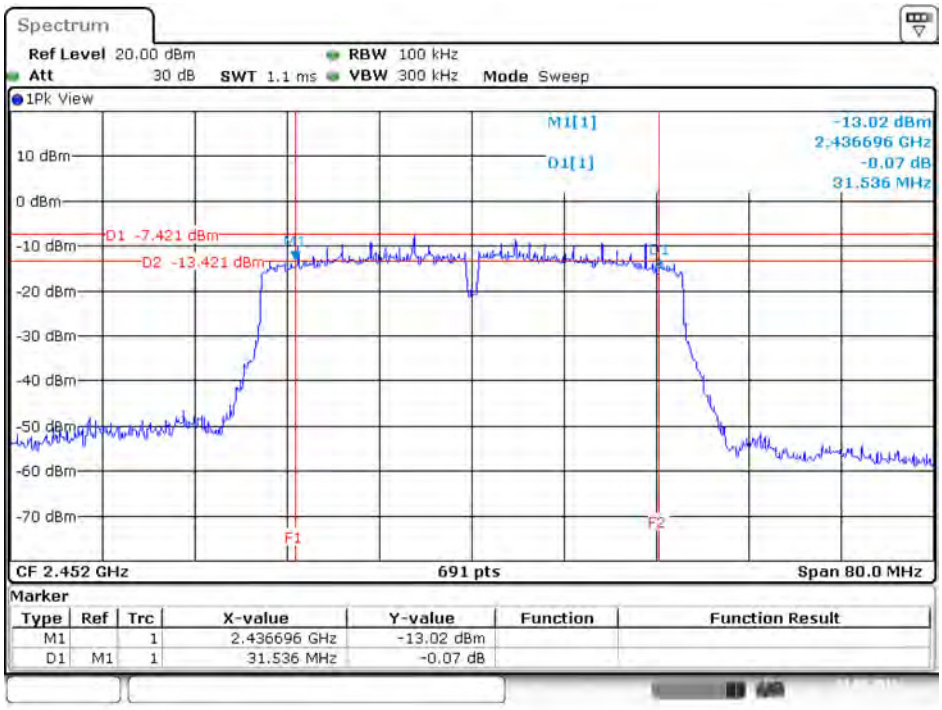

Date: 21.MAY.2016 19:27:15

99% Occupied Bandwidth Plot on Configuration IEEE 802.11ac MCS0/Nss1 VHT40 / 2452 MHz / Chain 3

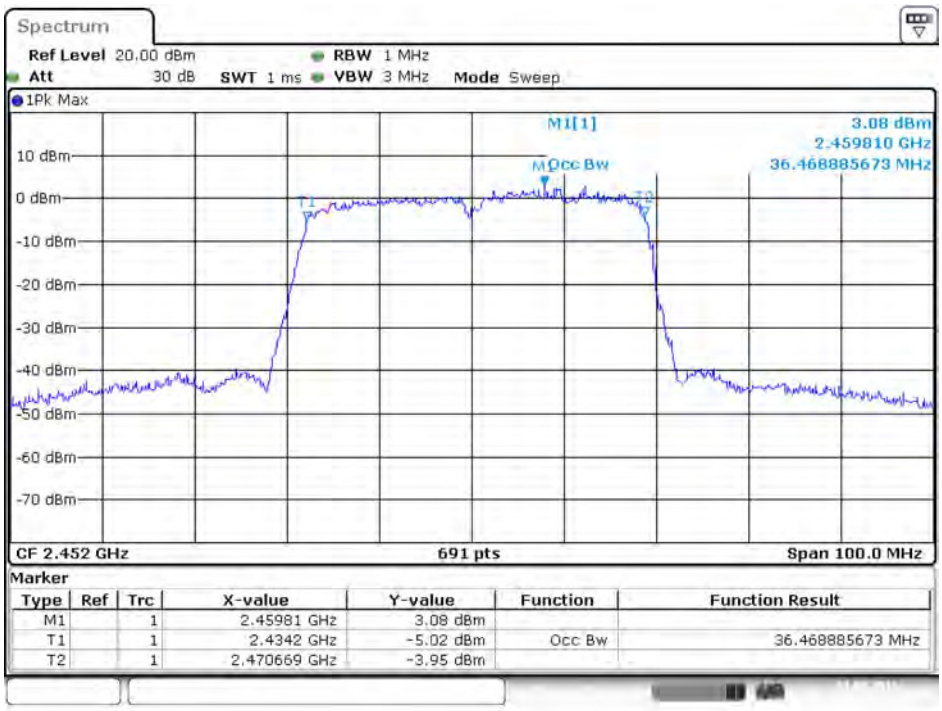

Date: 21.MAY.2016 15:16:26

6 dB Bandwidth Plot on Configuration IEEE 802.11ac MCS0/Nss1 VHT40 / 2452 MHz / Chain 4

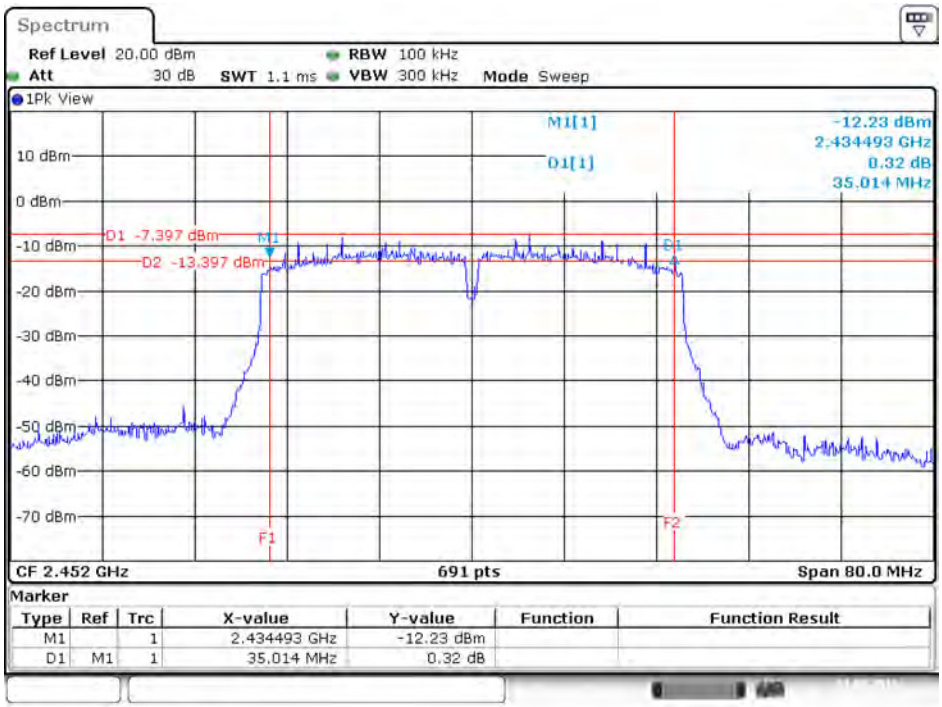

Date: 21.MAY.2016 19:27:28

99% Occupied Bandwidth Plot on Configuration IEEE 802.11ac MCS0/Nss1 VHT40 / 2452 MHz / Chain 4

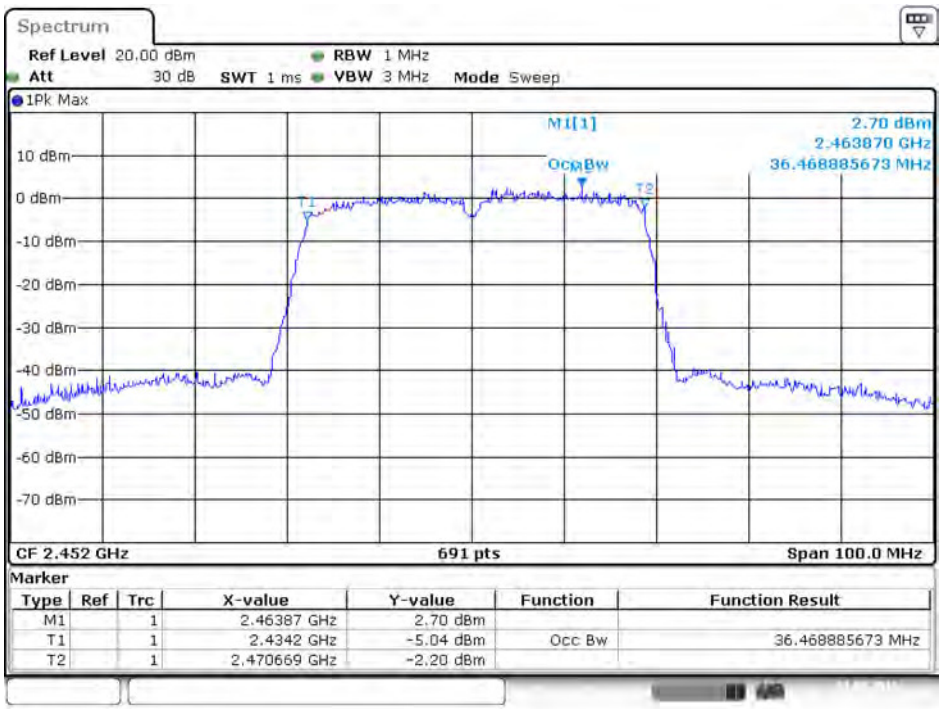

Date: 21.MAY.2016 15:16:40

6 dB Bandwidth Plot on Configuration IEEE 802.11ac MCS0/Nss2 VHT20 / 2412 MHz / Chain 1

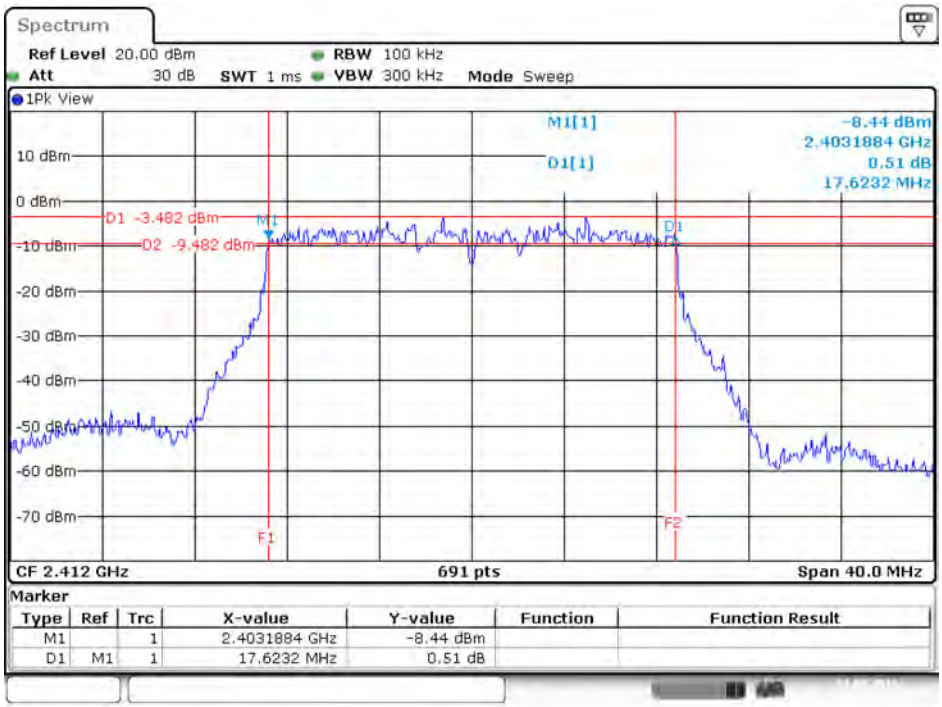

Date: 21.MAY.2016 19:32:55

99% Occupied Bandwidth Plot on Configuration IEEE 802.11ac MCS0/Nss2 VHT20 / 2412 MHz / Chain 1

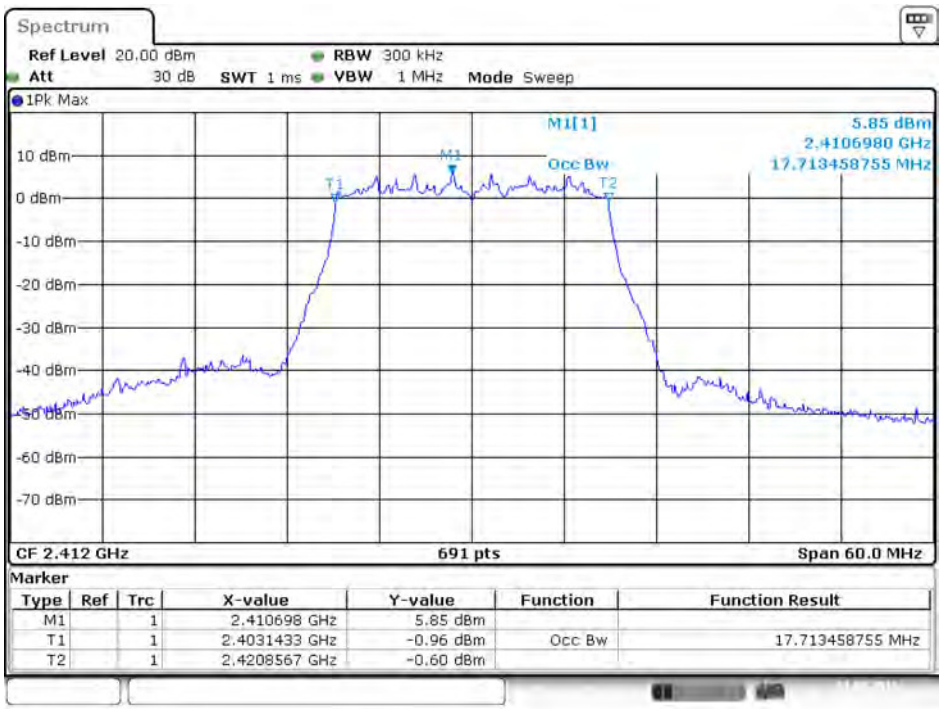

Date: 21.MAY.2016 16:32:35

6 dB Bandwidth Plot on Configuration IEEE 802.11ac MCS0/Nss2 VHT20 / 2437 MHz / Chain 2

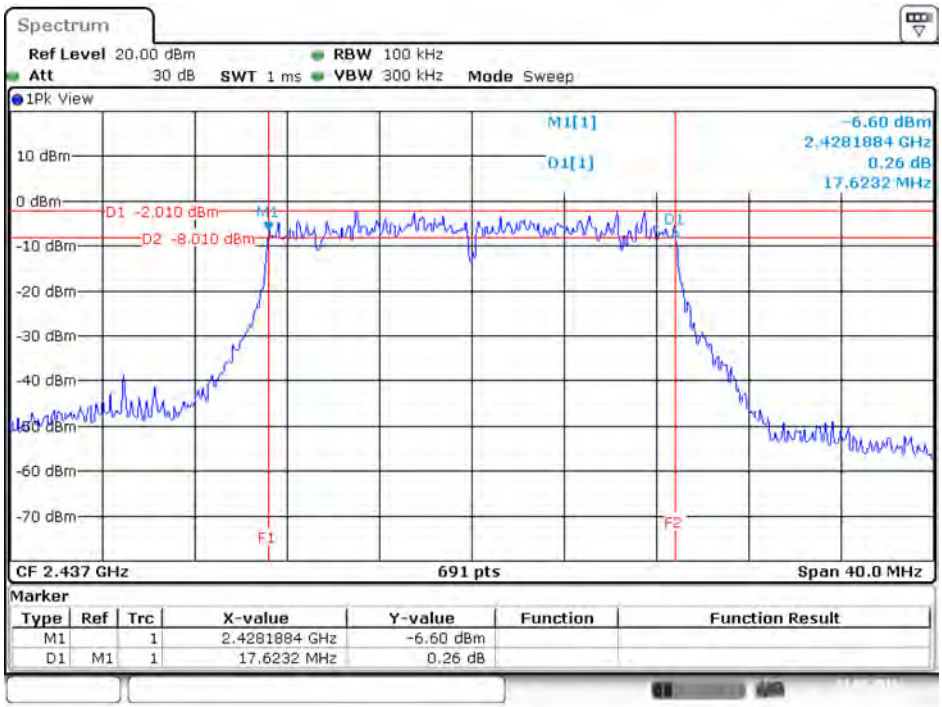

Date: 21.MAY.2016 19:41:02

99% Occupied Bandwidth Plot on Configuration IEEE 802.11ac MCS0/Nss2 VHT20 / 2437 MHz / Chain 2

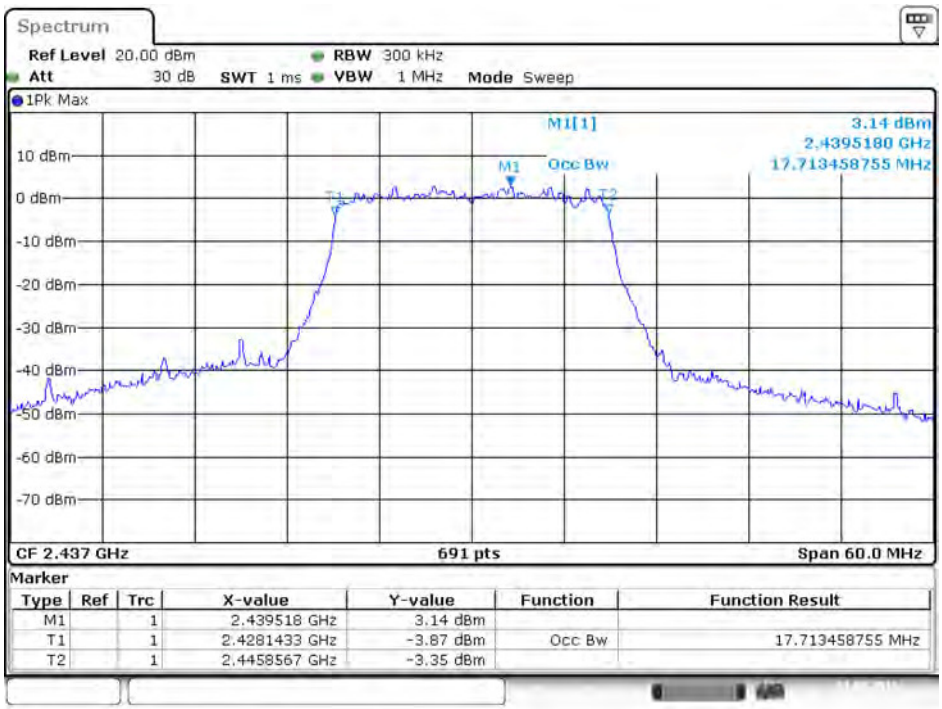

Date: 21.MAY.2016 16:46:35

6 dB Bandwidth Plot on Configuration IEEE 802.11ac MCS0/Nss2 VHT20 / 2462 MHz / Chain 3

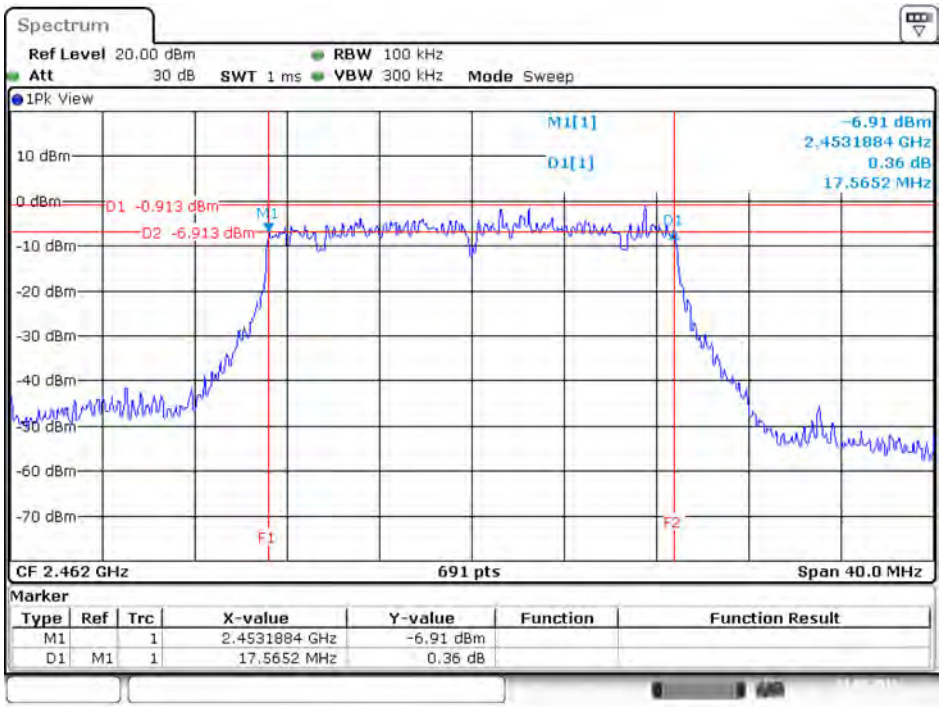

Date: 21.MAY.2016 19:45:33

99% Occupied Bandwidth Plot on Configuration IEEE 802.11ac MCS0/Nss2 VHT20 / 2462 MHz / Chain 3

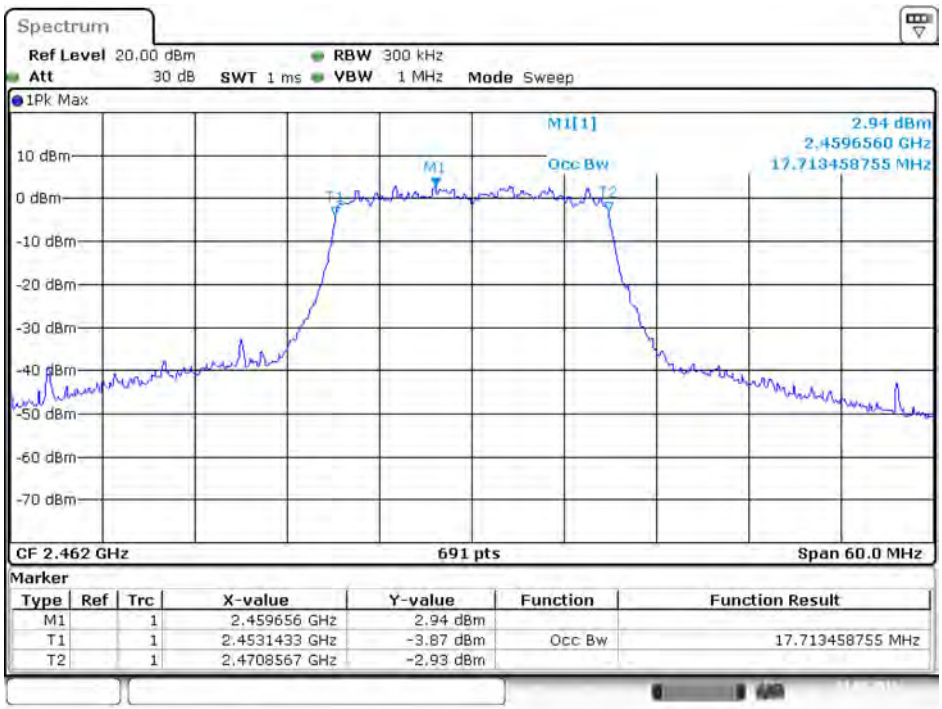

Date: 21.MAY.2016 16:37:59

6 dB Bandwidth Plot on Configuration IEEE 802.11ac MCS0/Nss2 VHT20 / 2462 MHz / Chain 4

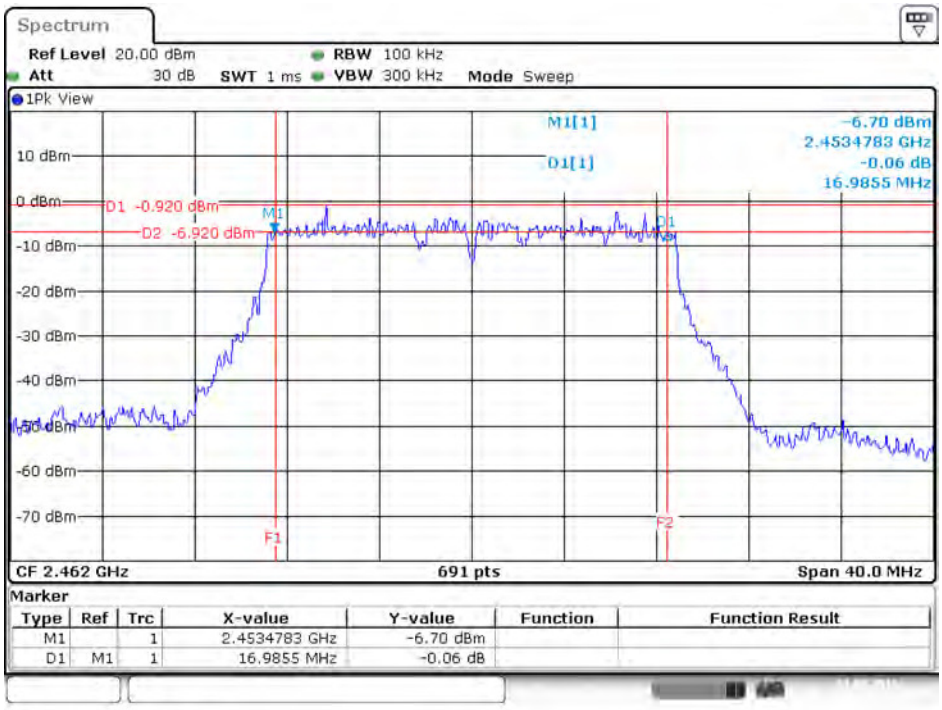

Date: 21.MAY.2016 19:45:05

99% Occupied Bandwidth Plot on Configuration IEEE 802.11ac MCS0/Nss2 VHT20 / 2462 MHz / Chain 4

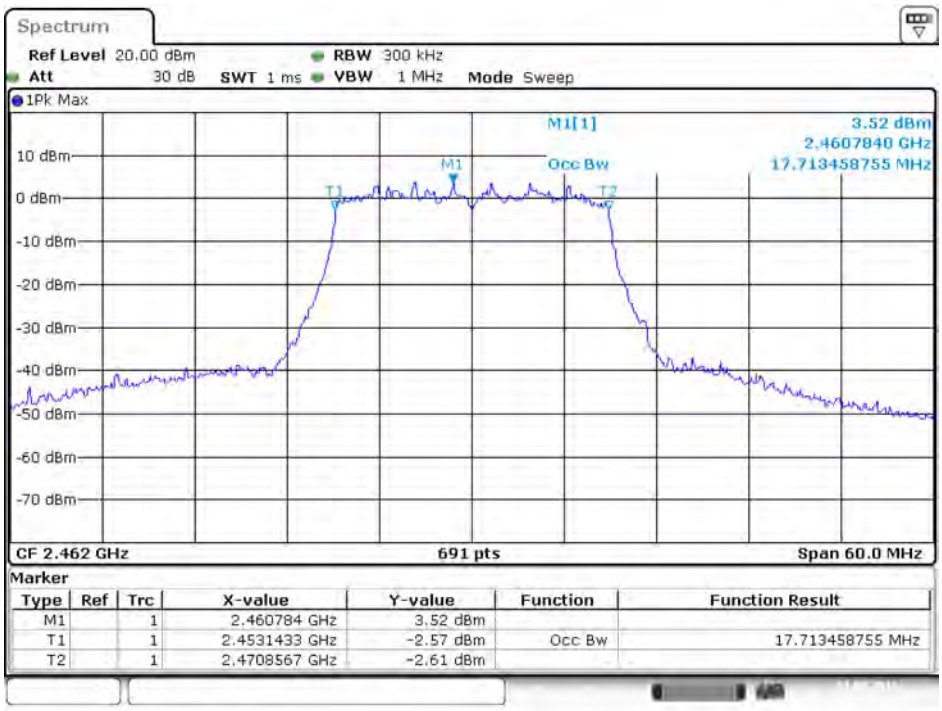

Date: 21.MAY.2016 16:38:13

6 dB Bandwidth Plot on Configuration IEEE 802.11ac MCS0/Nss2 VHT40 / 2422 MHz / Chain 1

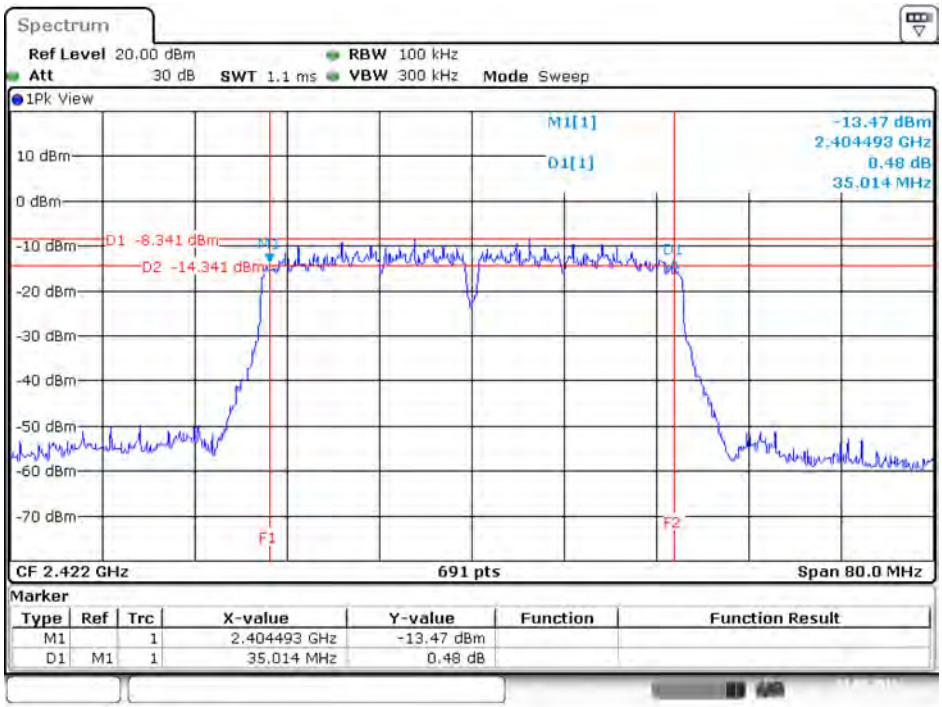

Date: 21.MAY.2016 19:53:33

99% Occupied Bandwidth Plot on Configuration IEEE 802.11ac MCS0/Nss2 VHT40 / 2422 MHz / Chain 1

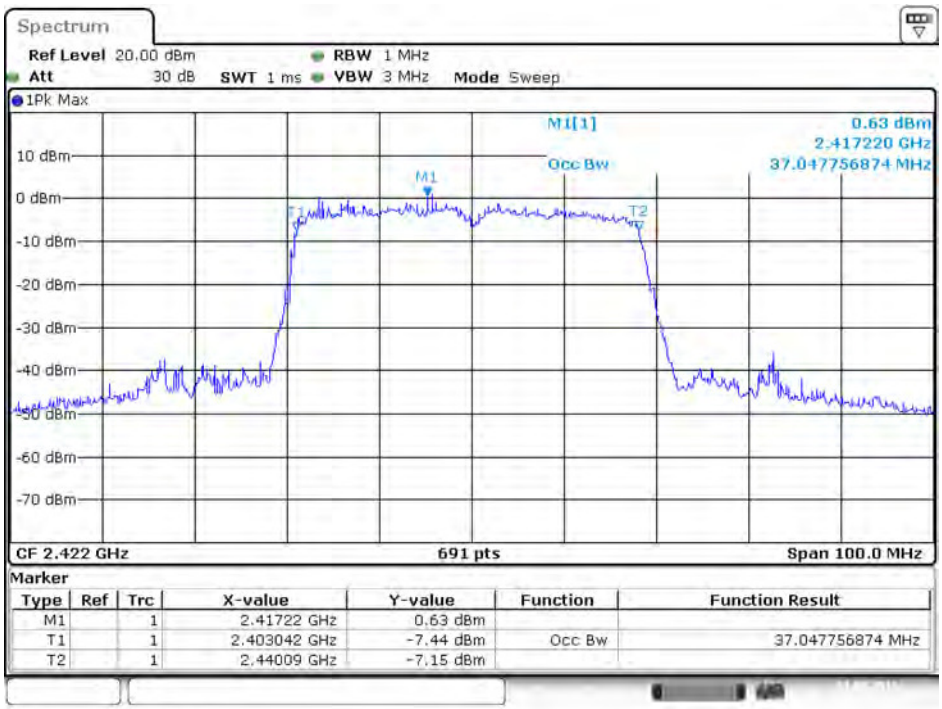

Date: 21.MAY.2016 14:43:50

6 dB Bandwidth Plot on Configuration IEEE 802.11ac MCS0/Nss2 VHT40 / 2422 MHz / Chain 2

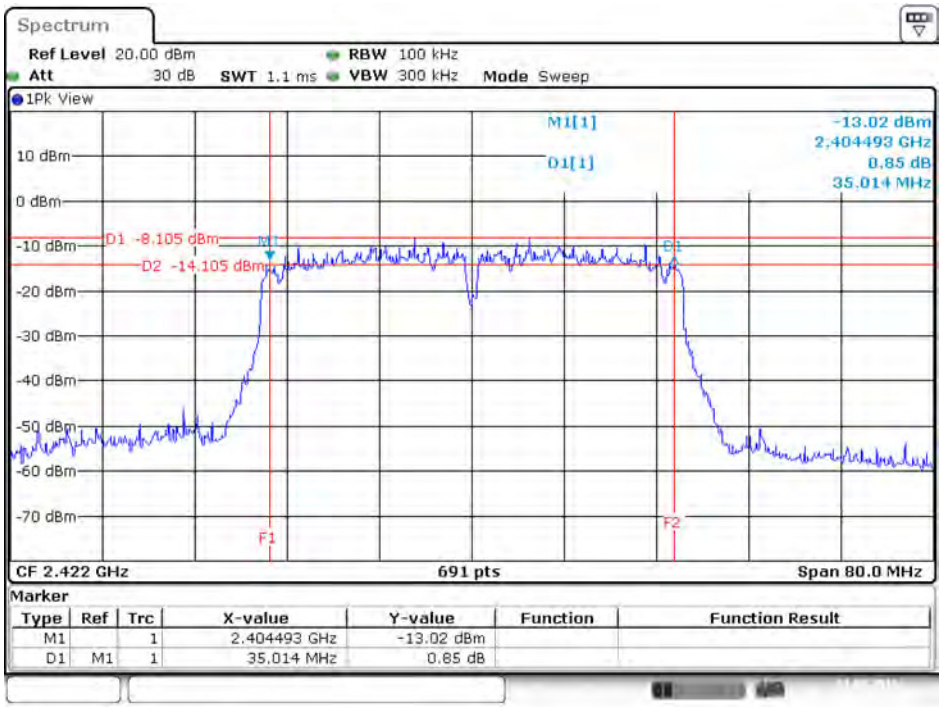

Date: 21.MAY.2016 19:53:53

99% Occupied Bandwidth Plot on Configuration IEEE 802.11ac MCS0/Nss2 VHT40 / 2437 MHz / Chain 2

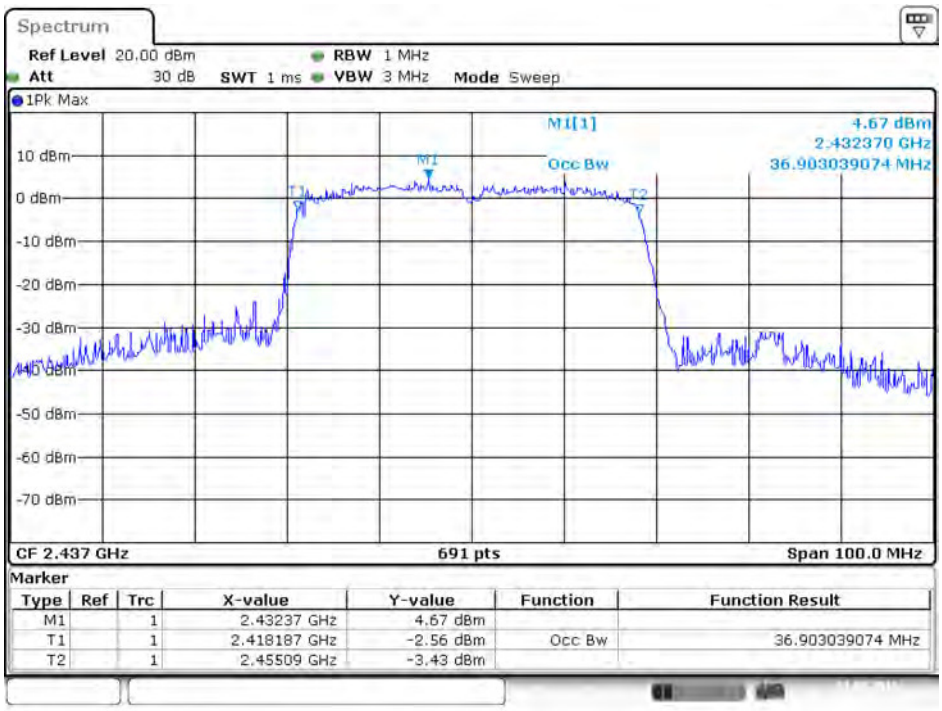

Date: 21.MAY.2016 14:46:47

6 dB Bandwidth Plot on Configuration IEEE 802.11ac MCS0/Nss2 VHT40 / 2422 MHz / Chain 3

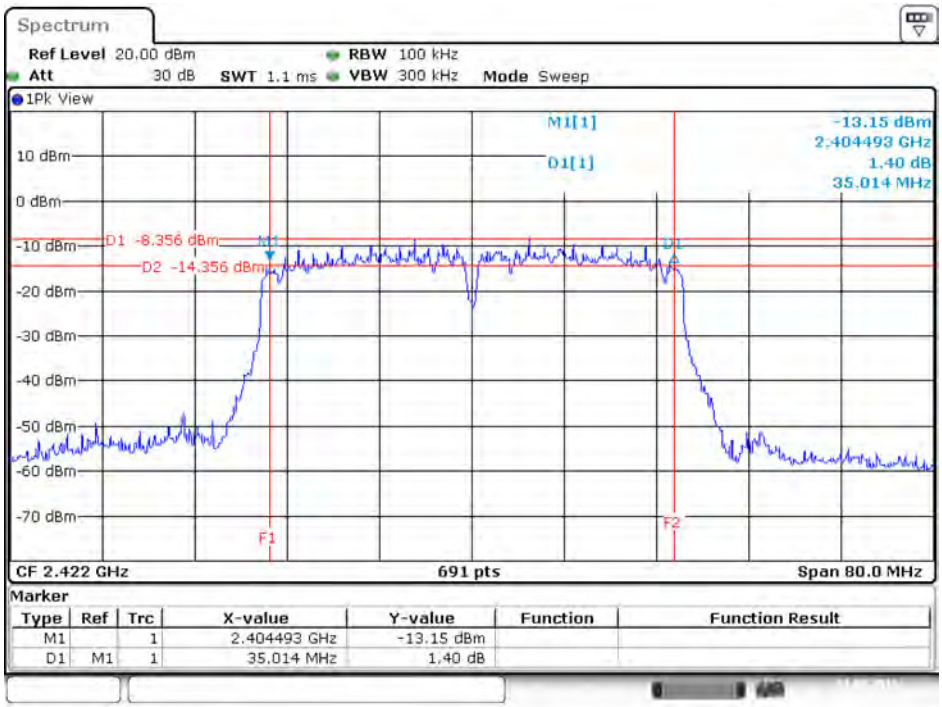

Date: 21.MAY.2016 19:54:09

99% Occupied Bandwidth Plot on Configuration IEEE 802.11ac MCS0/Nss2 VHT40 / 2437 MHz / Chain 3

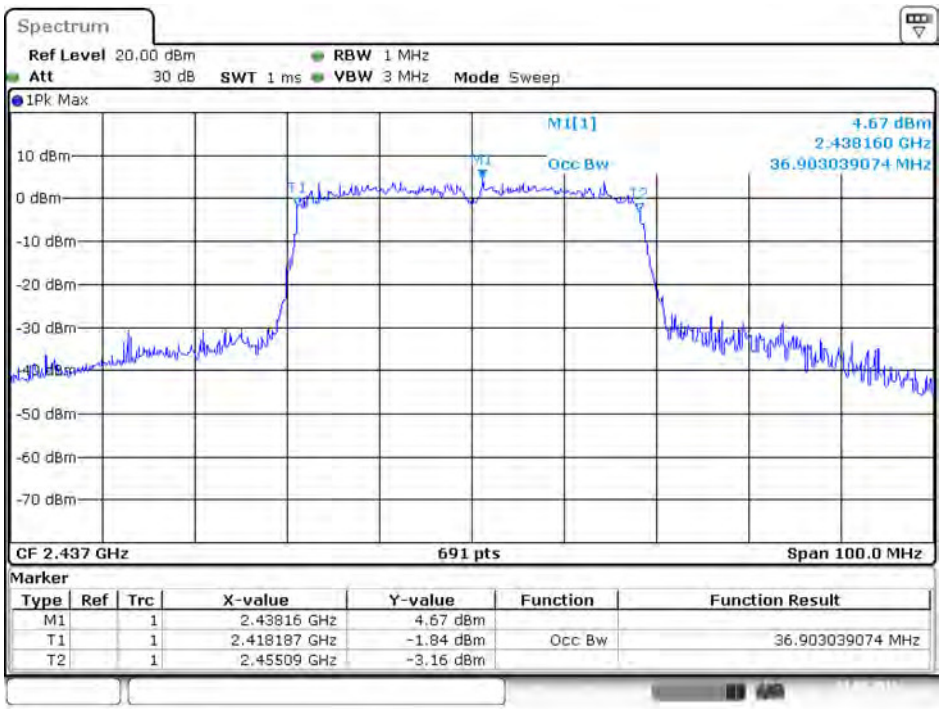

Date: 21.MAY.2016 14:46:35

6 dB Bandwidth Plot on Configuration IEEE 802.11ac MCS0/Nss2 VHT40 / 2437 MHz / Chain 4

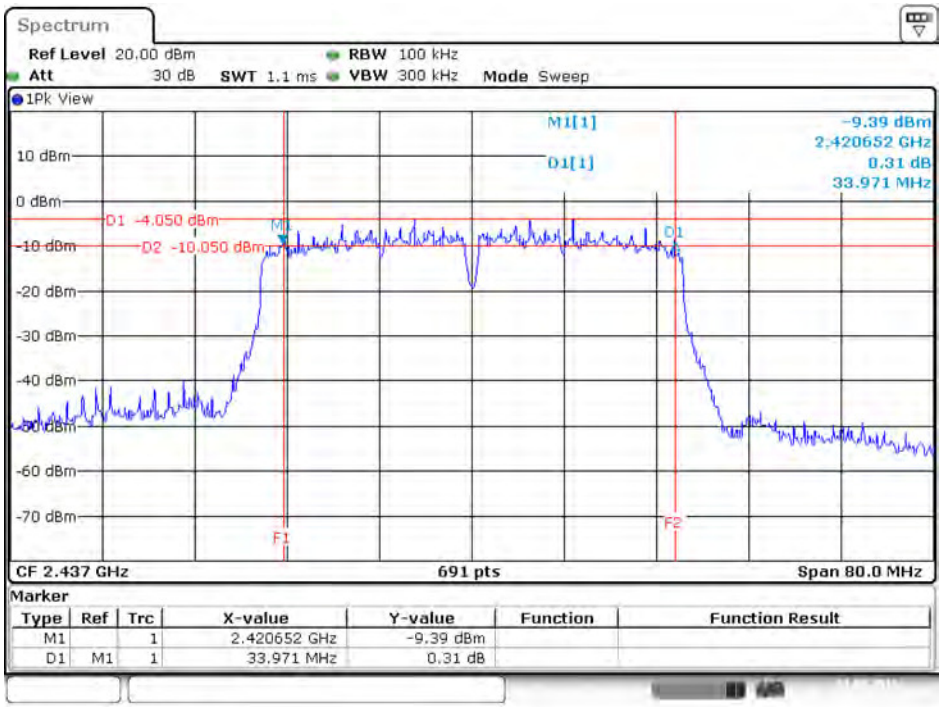

Date: 21.MAY.2016 20:02:23

99% Occupied Bandwidth Plot on Configuration IEEE 802.11ac MCS0/Nss2 VHT40 / 2437 MHz / Chain 4

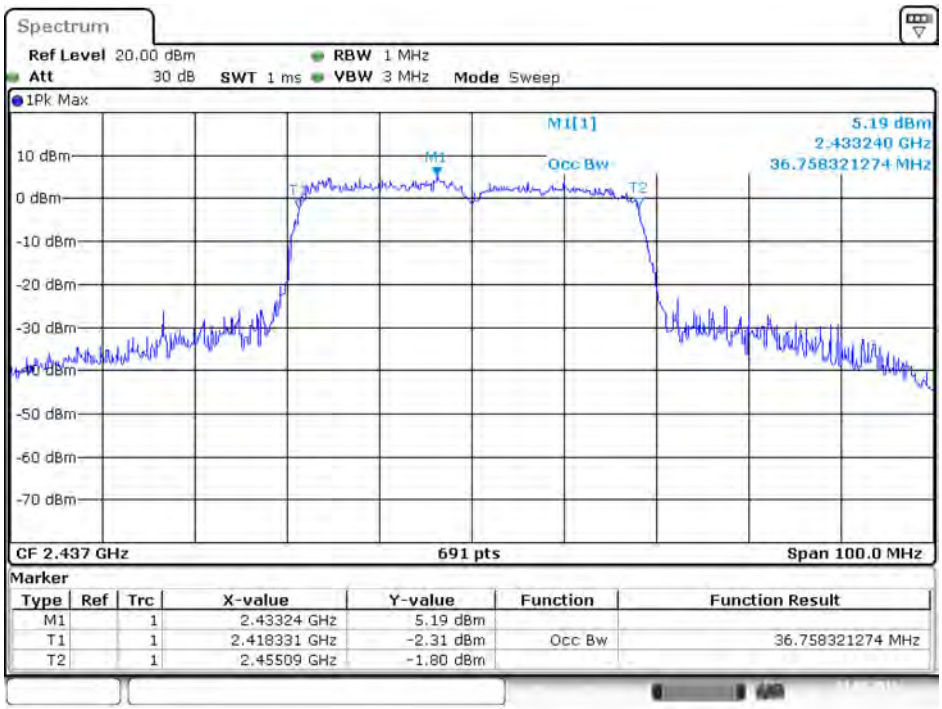

Date: 21.MAY.2016 14:46:20

6 dB Bandwidth Plot on Configuration IEEE 802.11ac MCS0/Nss3 VHT20 / 2462 MHz / Chain 1

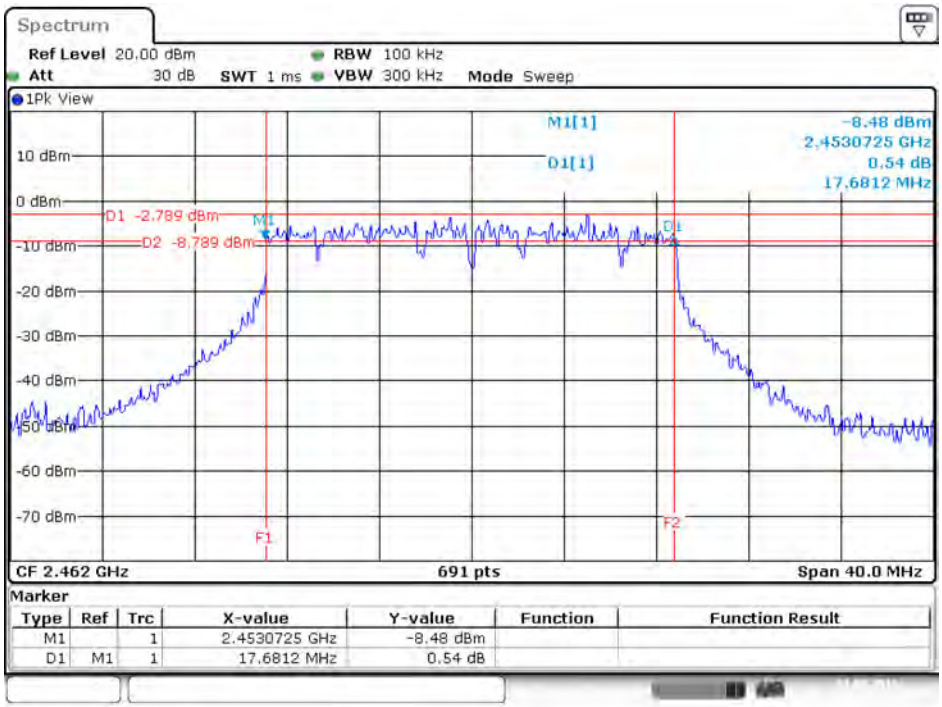

Date: 21.MAY.2016 20:36:36

99% Occupied Bandwidth Plot on Configuration IEEE 802.11ac MCS0/Nss3 VHT20 / 2437 MHz / Chain 1

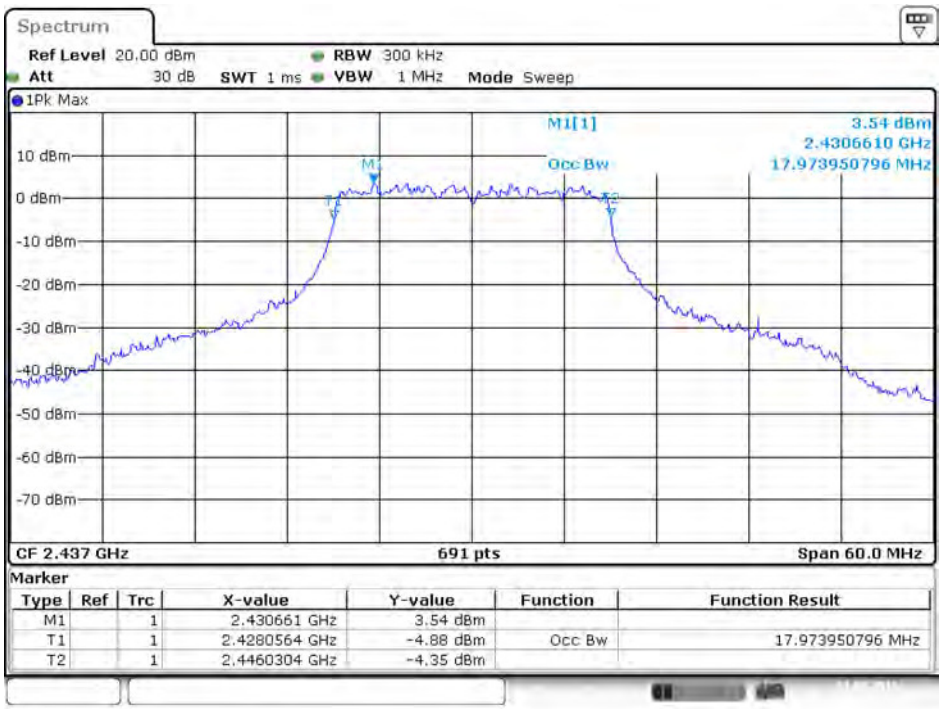

Date: 21.MAY.2016 17:44:16

6 dB Bandwidth Plot on Configuration IEEE 802.11ac MCS0/Nss3 VHT20 / 2462 MHz / Chain 2

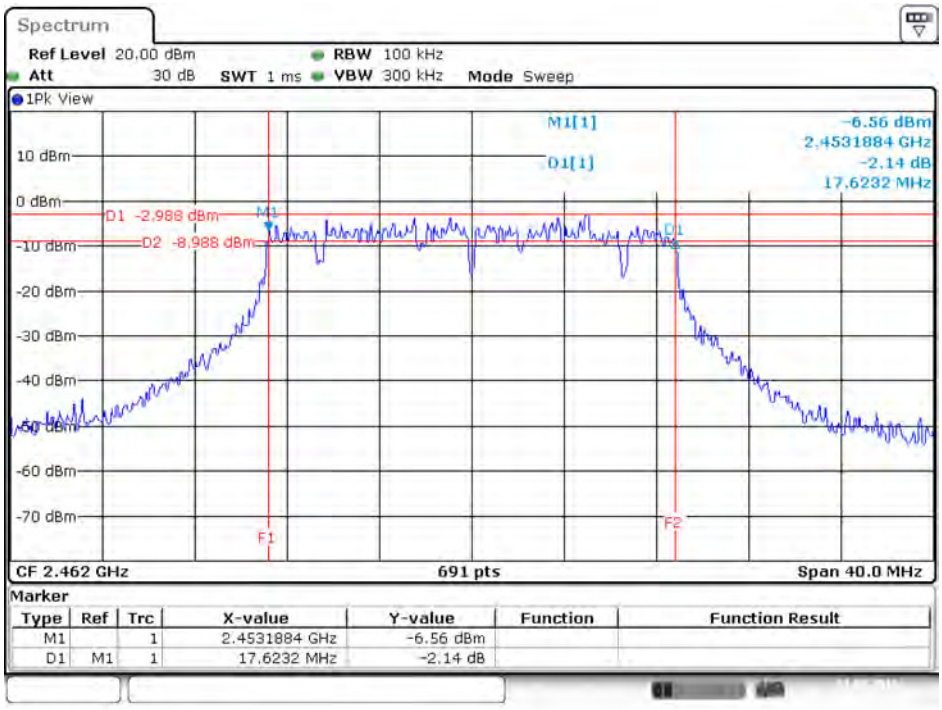

Date: 21.MAY.2016 20:36:45

99% Occupied Bandwidth Plot on Configuration IEEE 802.11ac MCS0/Nss3 VHT20 / 2437 MHz / Chain 2

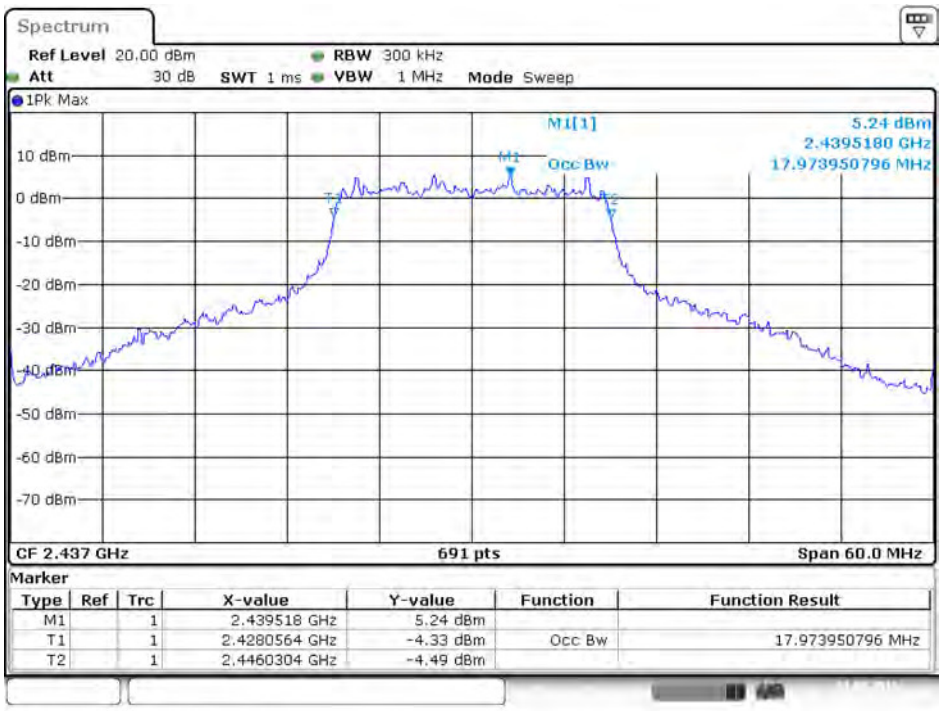

Date: 21.MAY.2016 17:44:00

6 dB Bandwidth Plot on Configuration IEEE 802.11ac MCS0/Nss3 VHT20 / 2412 MHz / Chain 3

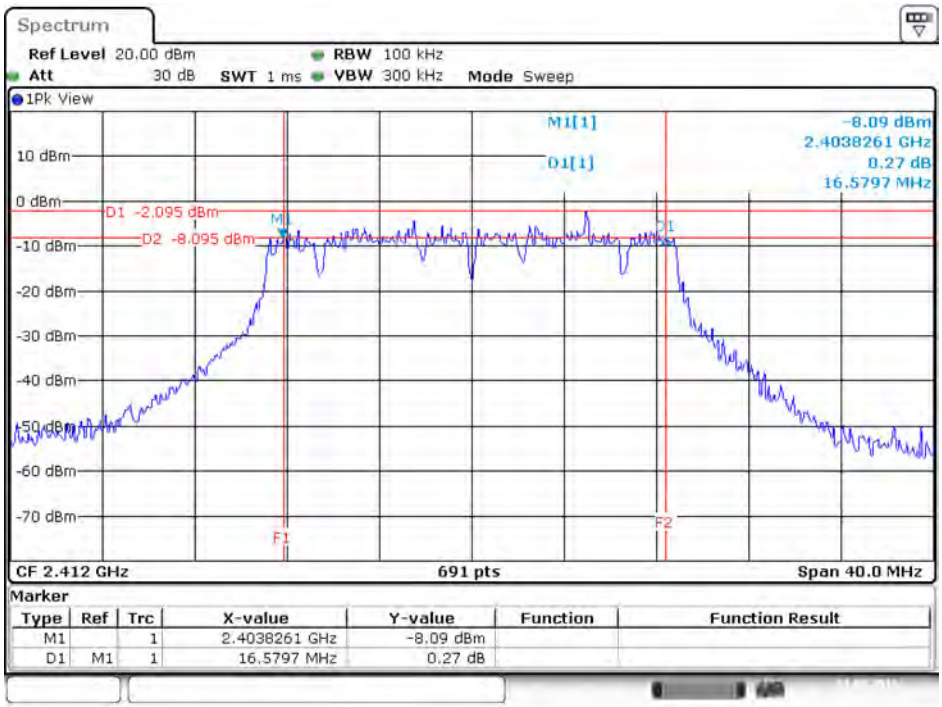

Date: 21.MAY.2016 20:28:26

99% Occupied Bandwidth Plot on Configuration IEEE 802.11ac MCS0/Nss3 VHT20 / 2412 MHz / Chain 3

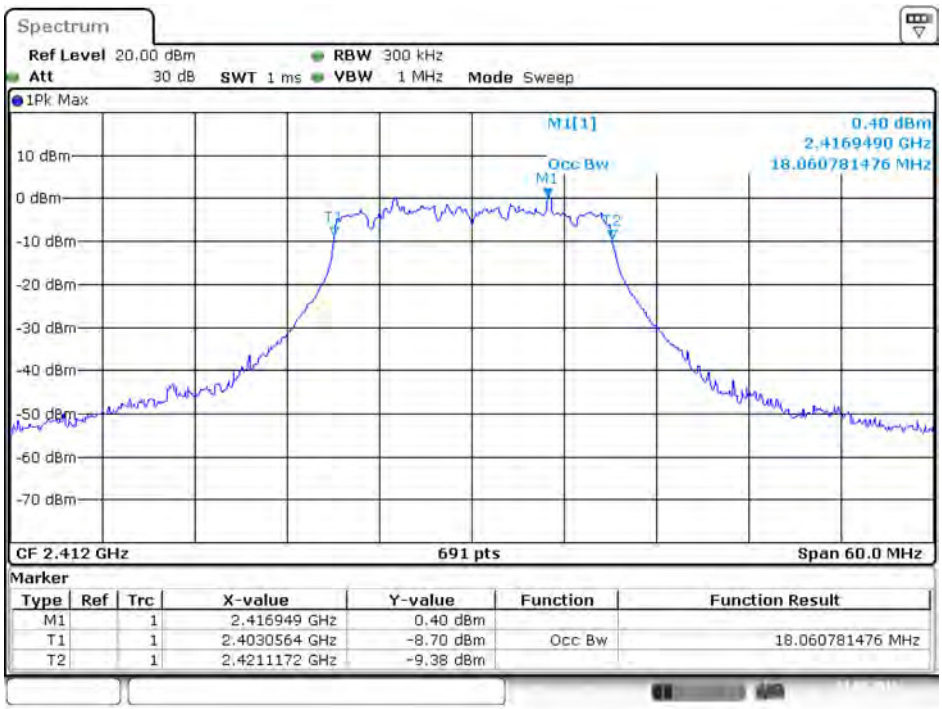

Date: 21.MAY.2016 17:40:11

6 dB Bandwidth Plot on Configuration IEEE 802.11ac MCS0/Nss3 VHT20 / 2412 MHz / Chain 4

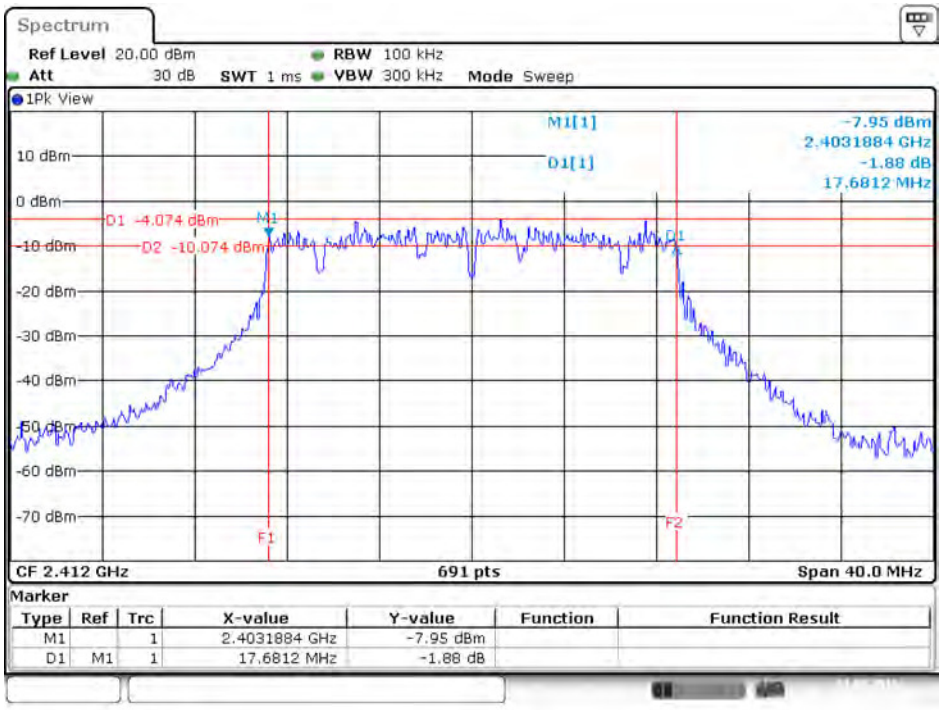

Date: 21.MAY.2016 20:28:38

99% Occupied Bandwidth Plot on Configuration IEEE 802.11ac MCS0/Nss3 VHT20 / 2437 MHz / Chain 4

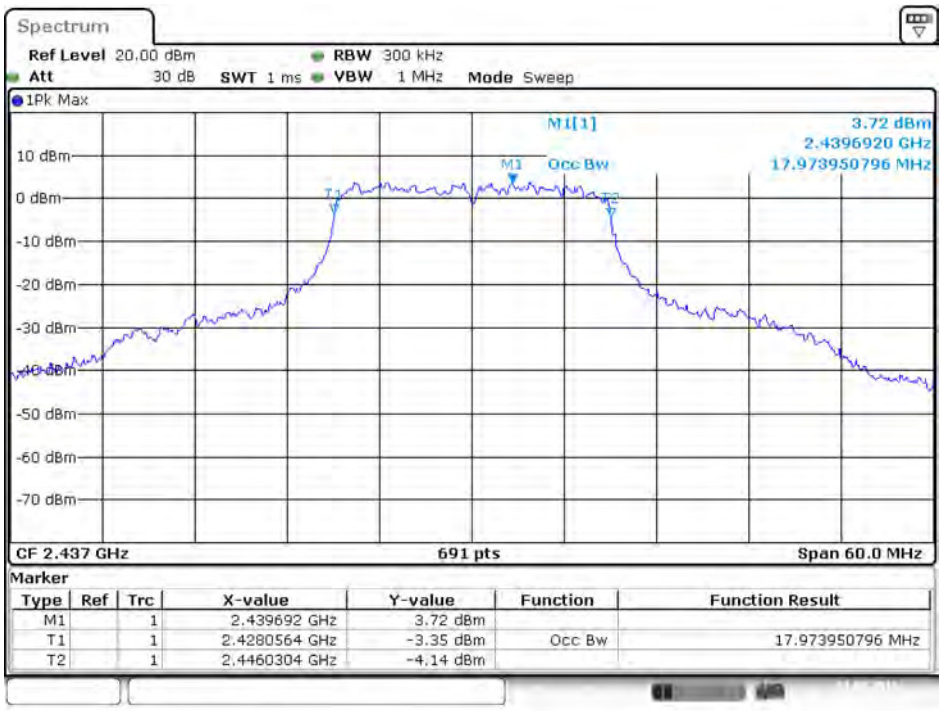

Date: 21.MAY.2016 17:43:30

6 dB Bandwidth Plot on Configuration IEEE 802.11ac MCS0/Nss3 VHT40 / 2422 MHz / Chain 1

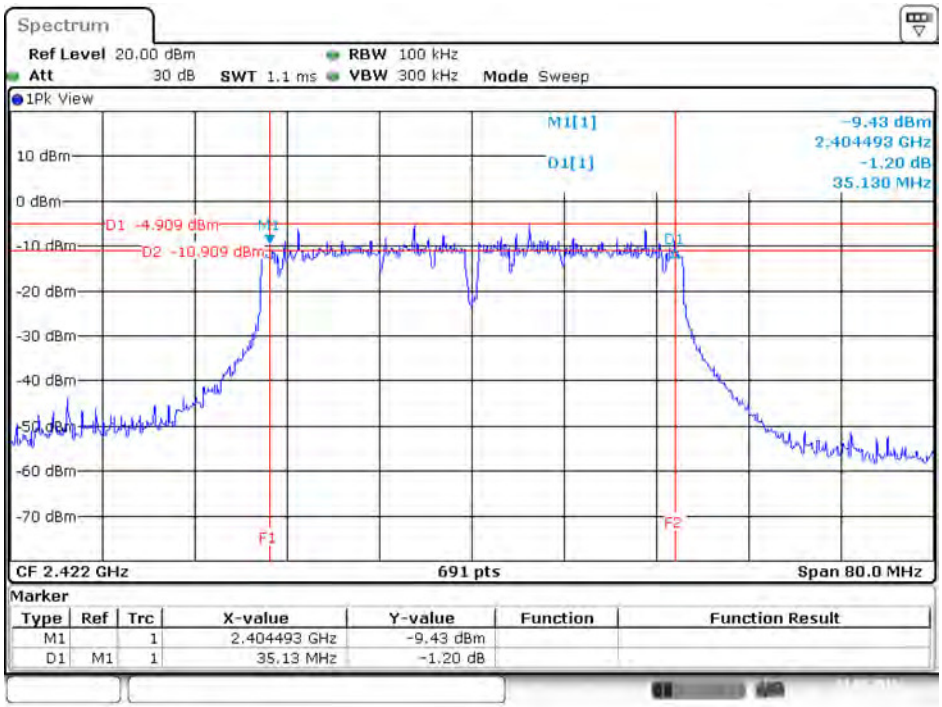

Date: 21.MAY.2016 20:43:21

99% Occupied Bandwidth Plot on Configuration IEEE 802.11ac MCS0/Nss3 VHT40 / 2422 MHz / Chain 1

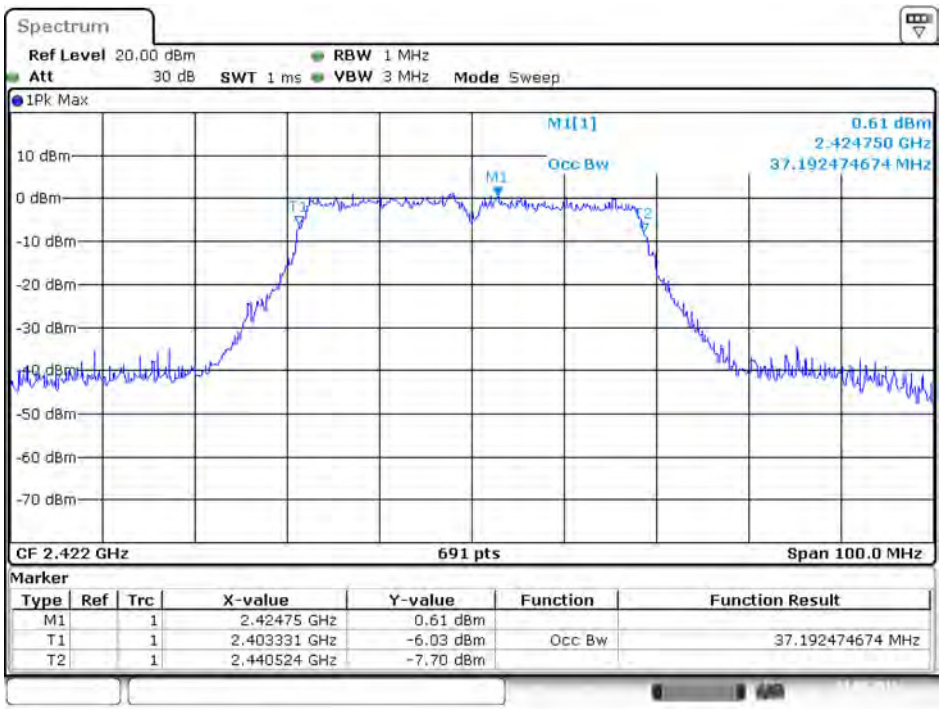

Date: 21.MAY.2016 13:18:51

6 dB Bandwidth Plot on Configuration IEEE 802.11ac MCS0/Nss3 VHT40 / 2422 MHz / Chain 2

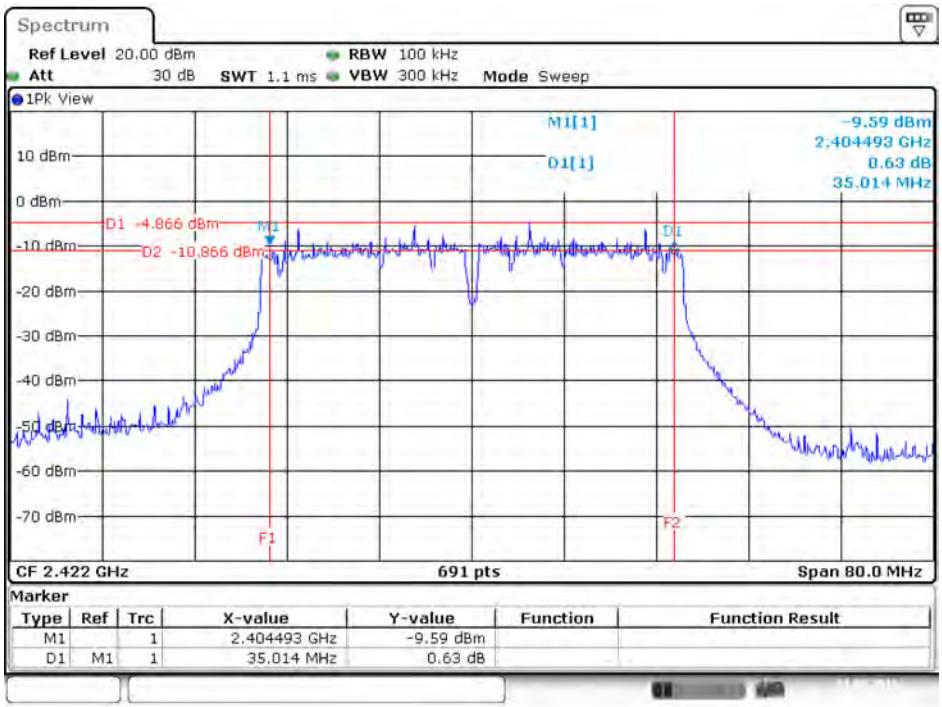

Date: 21.MAY.2016 20:43:35

99% Occupied Bandwidth Plot on Configuration IEEE 802.11ac MCS0/Nss3 VHT40 / 2437 MHz / Chain 2

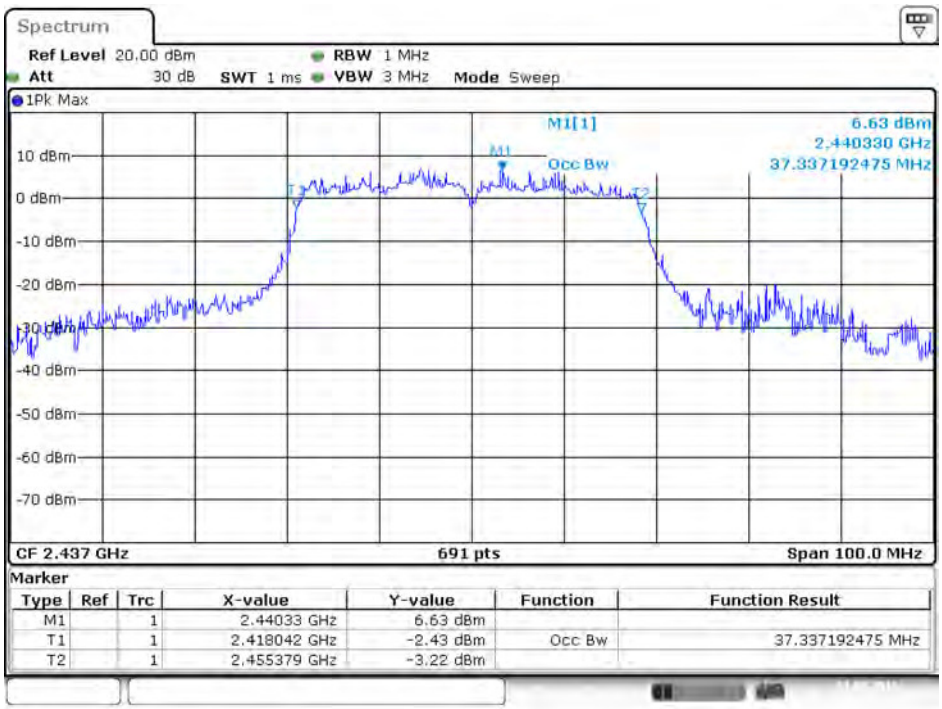

Date: 21.MAY.2016 12:49:14

6 dB Bandwidth Plot on Configuration IEEE 802.11ac MCS0/Nss3 VHT40 / 2422 MHz / Chain 3

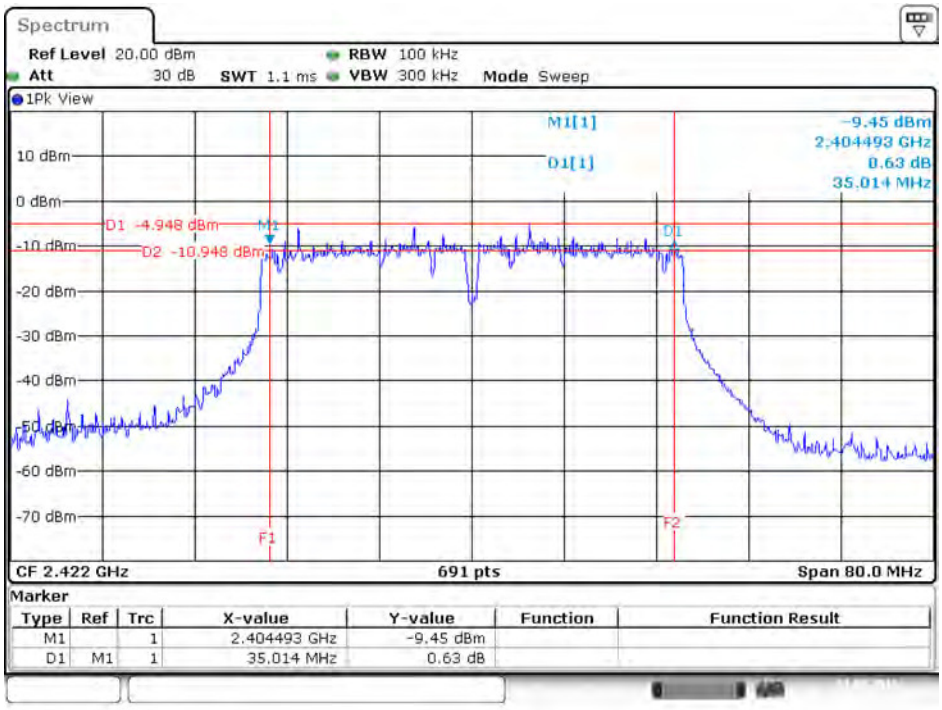

Date: 21.MAY.2016 20:43:48

99% Occupied Bandwidth Plot on Configuration IEEE 802.11ac MCS0/Nss3 VHT40 / 2437 MHz / Chain 3

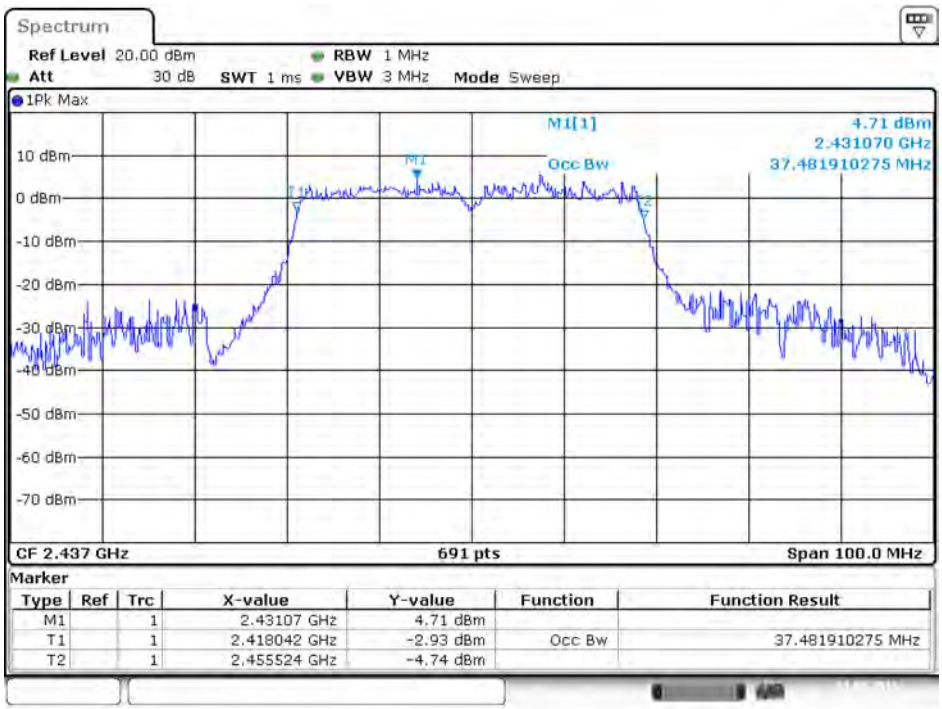

Date: 21.MAY.2016 12:48:24

6 dB Bandwidth Plot on Configuration IEEE 802.11ac MCS0/Nss3 VHT40 / 2422 MHz / Chain 4

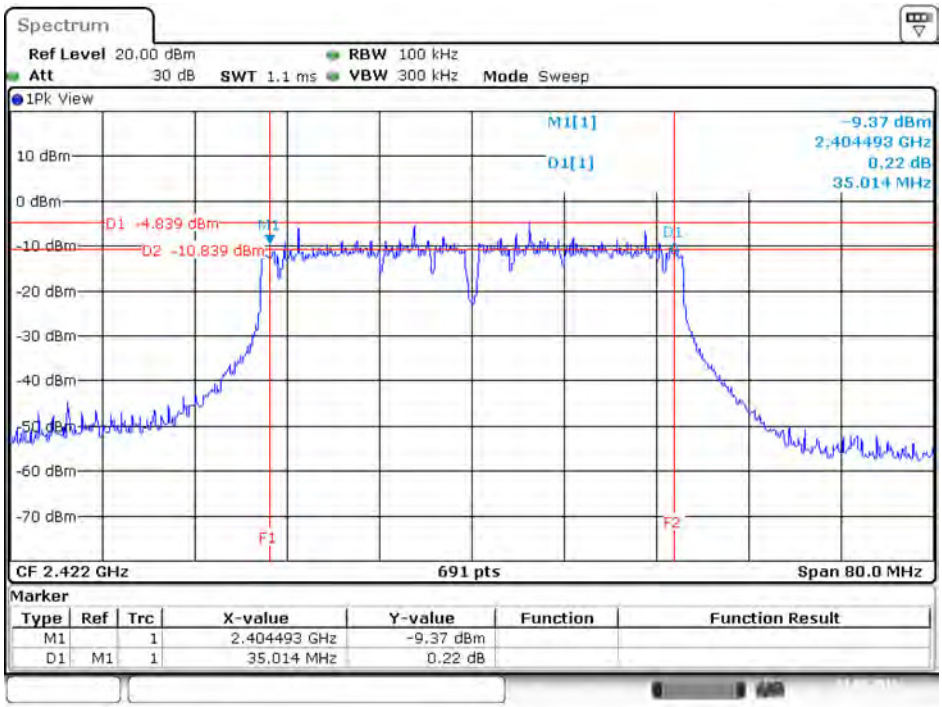

Date: 21.MAY.2016 20:44:03

99% Occupied Bandwidth Plot on Configuration IEEE 802.11ac MCS0/Nss3 VHT40 / 2437 MHz / Chain 4

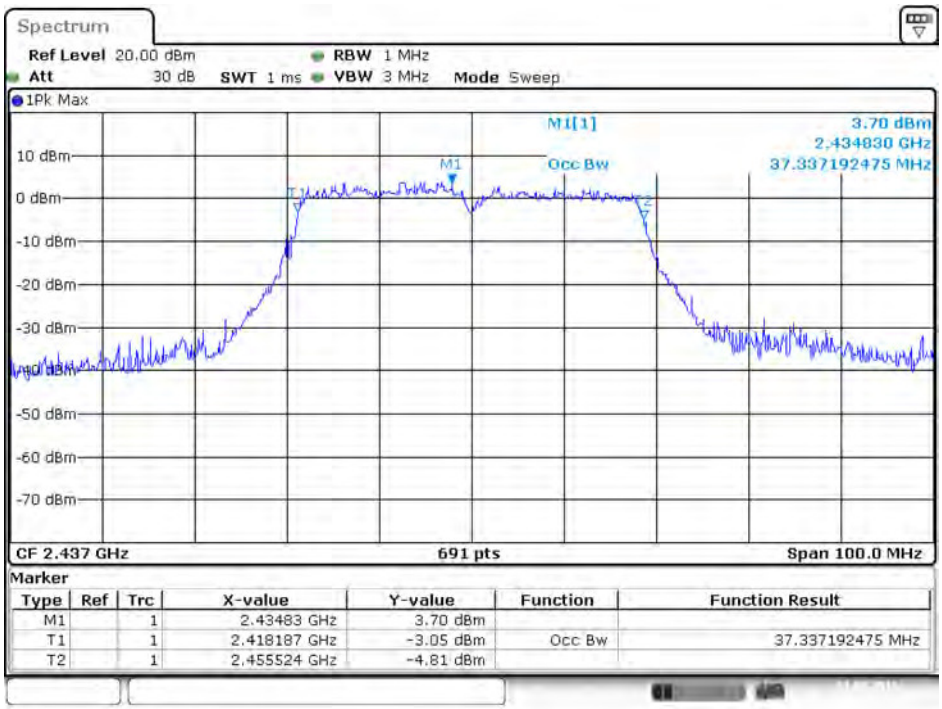

Date: 21.MAY.2016 12:48:09

For Mode 4:

6 dB Bandwidth Plot on Configuration IEEE 802.11ac MCS0/Nss1 VHT20 / 2462 MHz / Chain 1

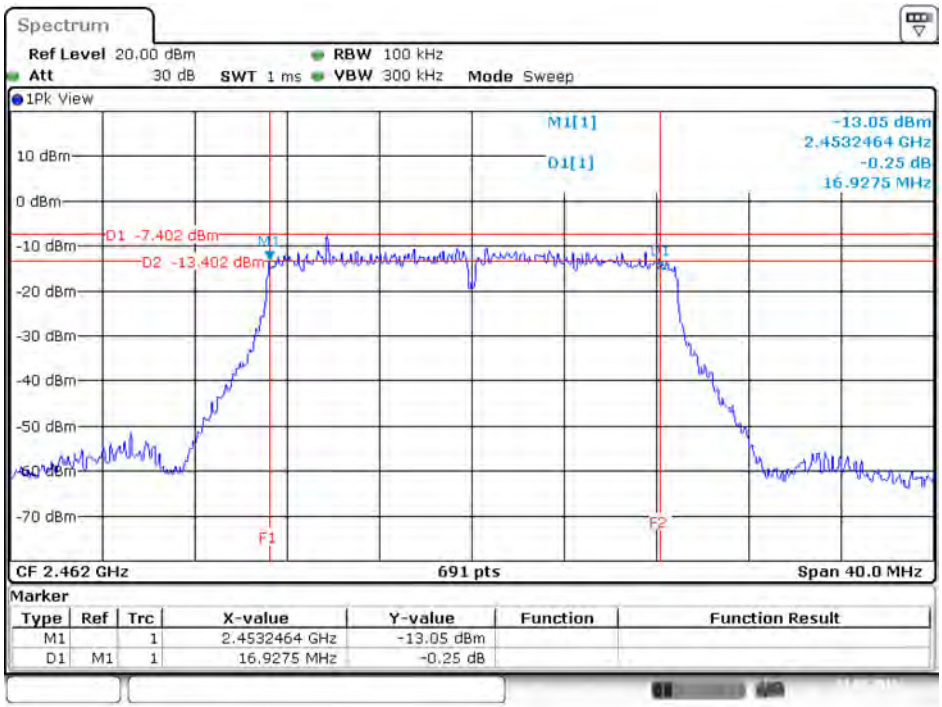

Date: 21.MAY.2016 18:56:44

99% Occupied Bandwidth Plot on Configuration IEEE 802.11ac MCS0/Nss1 VHT20 / 2462 MHz / Chain 1

Date: 21.MAY.2016 16:13:30

6 dB Bandwidth Plot on Configuration IEEE 802.11ac MCS0/Nss1 VHT20 / 2437 MHz / Chain 2

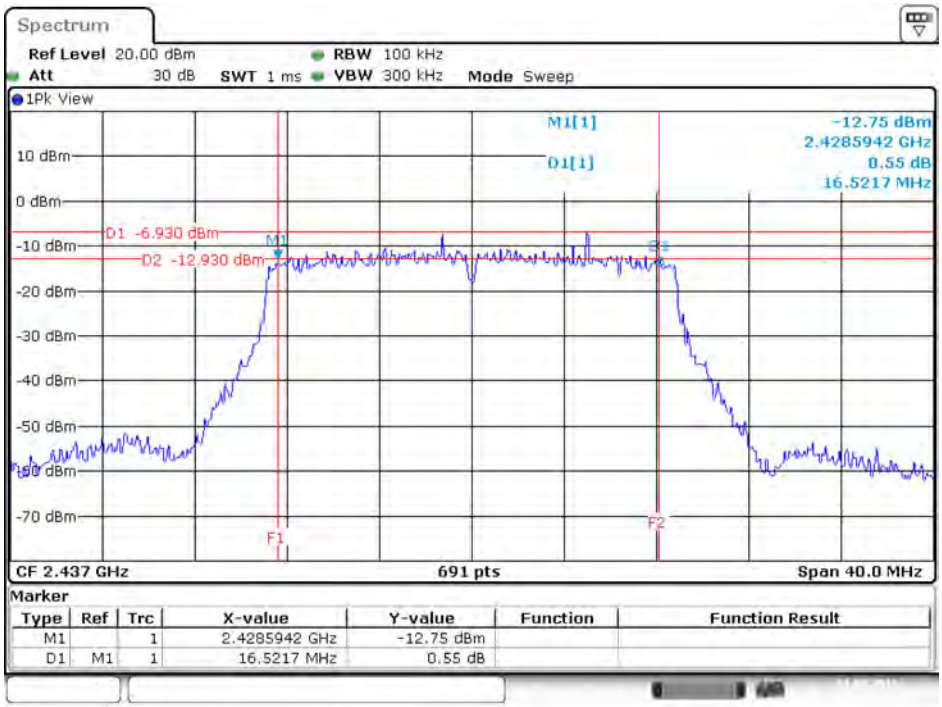

Date: 21.MAY.2016 18:33:53

99% Occupied Bandwidth Plot on Configuration IEEE 802.11ac MCS0/Nss1 VHT20 / 2437 MHz / Chain 2

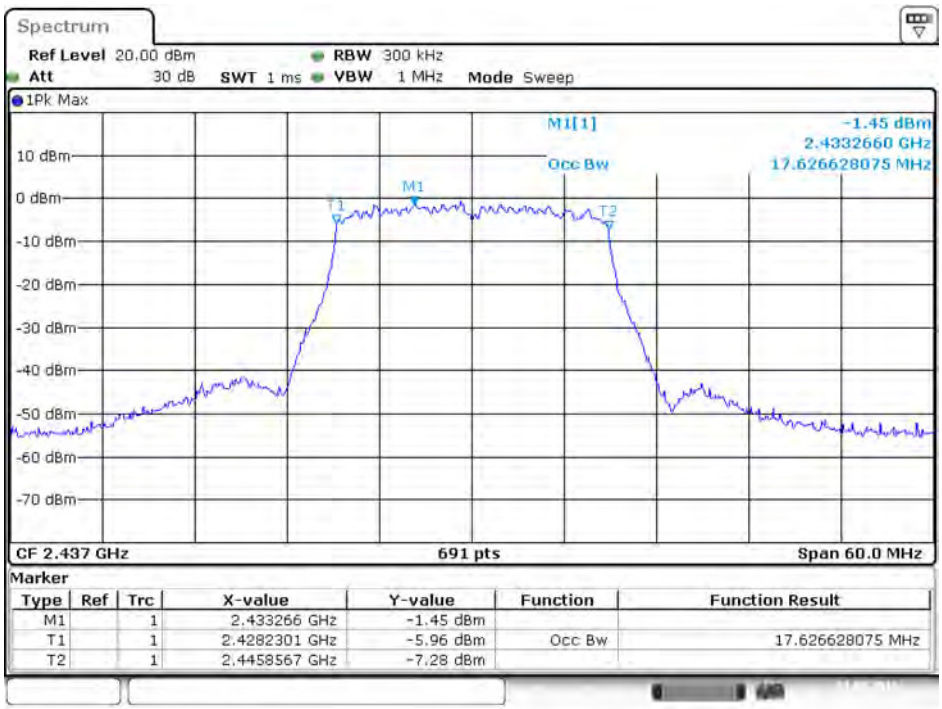

Date: 21.MAY.2016 16:14:41

6 dB Bandwidth Plot on Configuration IEEE 802.11ac MCS0/Nss1 VHT20 / 2437 MHz / Chain 3

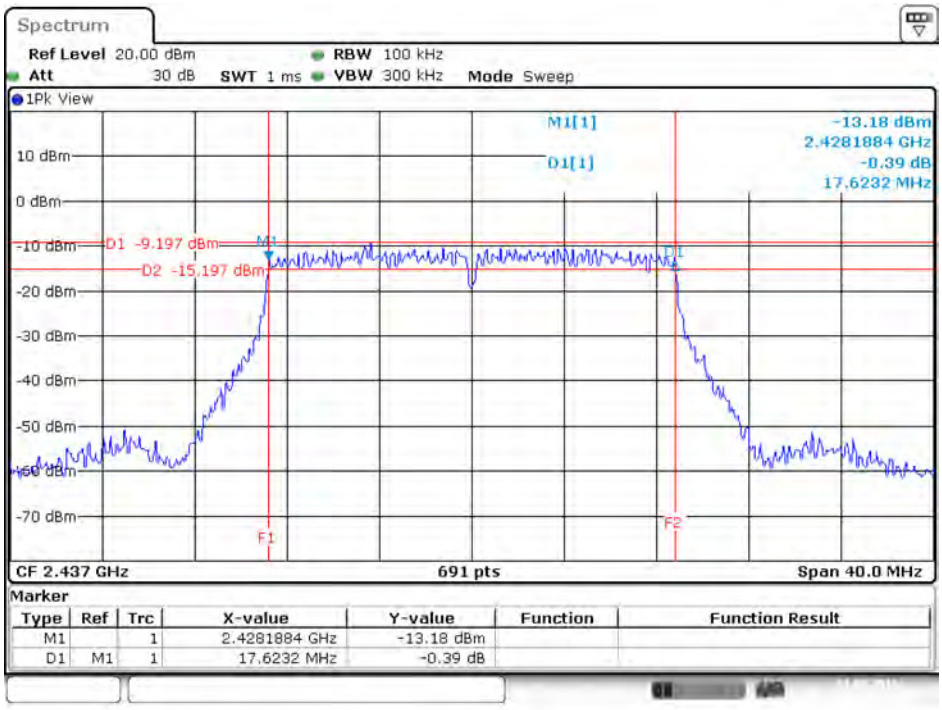

Date: 21.MAY.2016 18:32:53

99% Occupied Bandwidth Plot on Configuration IEEE 802.11ac MCS0/Nss1 VHT20 / 2437 MHz / Chain 3

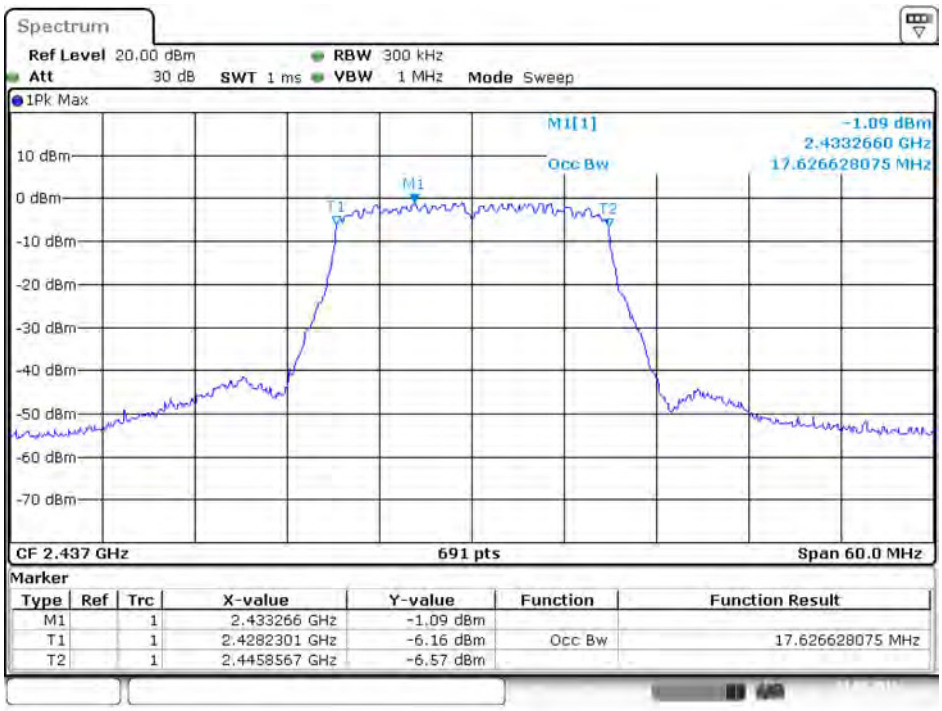

Date: 21.MAY.2016 16:14:54

6 dB Bandwidth Plot on Configuration IEEE 802.11ac MCS0/Nss1 VHT20 / 2412 MHz / Chain 4

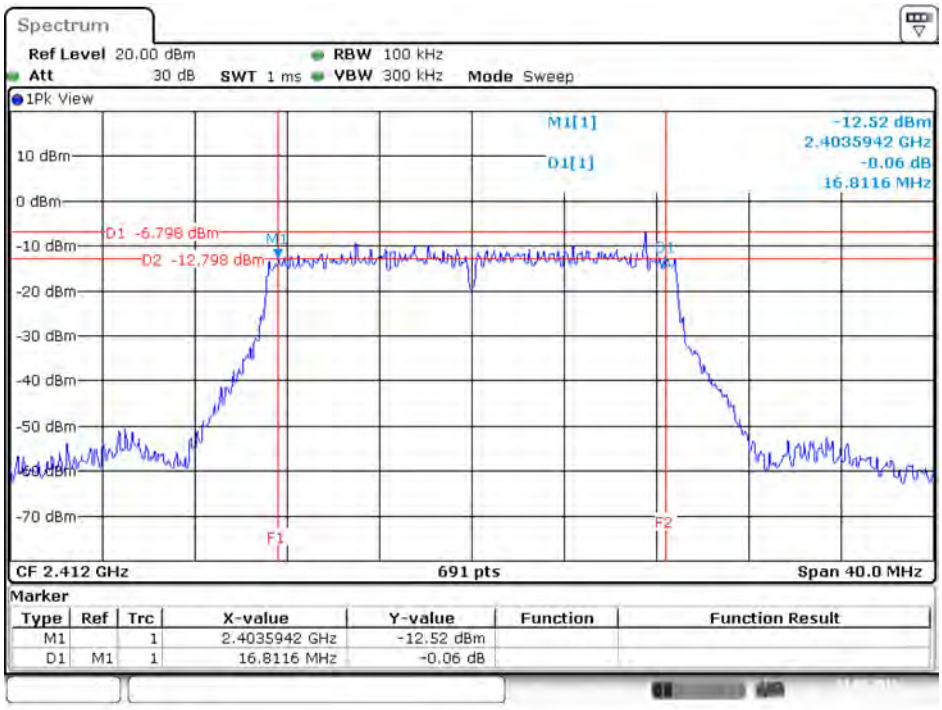

Date: 21.MAY.2016 18:32:03

99% Occupied Bandwidth Plot on Configuration IEEE 802.11ac MCS0/Nss1 VHT20 / 2412 MHz / Chain 4

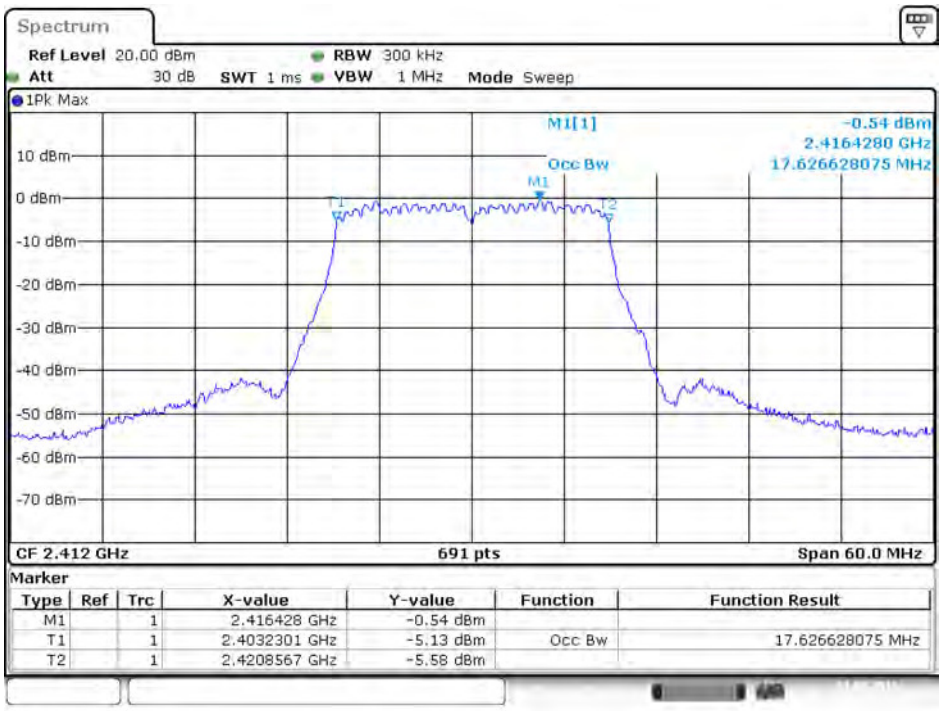

Date: 21.MAY.2016 16:16:37

6 dB Bandwidth Plot on Configuration IEEE 802.11ac MCS0/Nss1 VHT40 / 2422 MHz / Chain 1

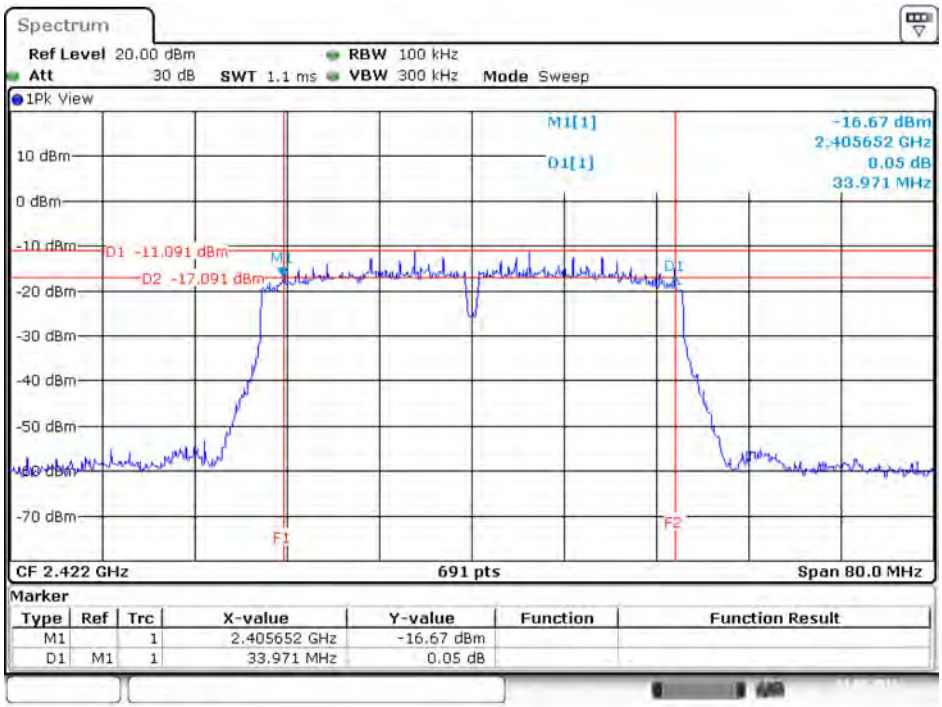

Date: 21.MAY.2016 18:59:51

99% Occupied Bandwidth Plot on Configuration IEEE 802.11ac MCS0/Nss1 VHT40 / 2437 MHz / Chain 1

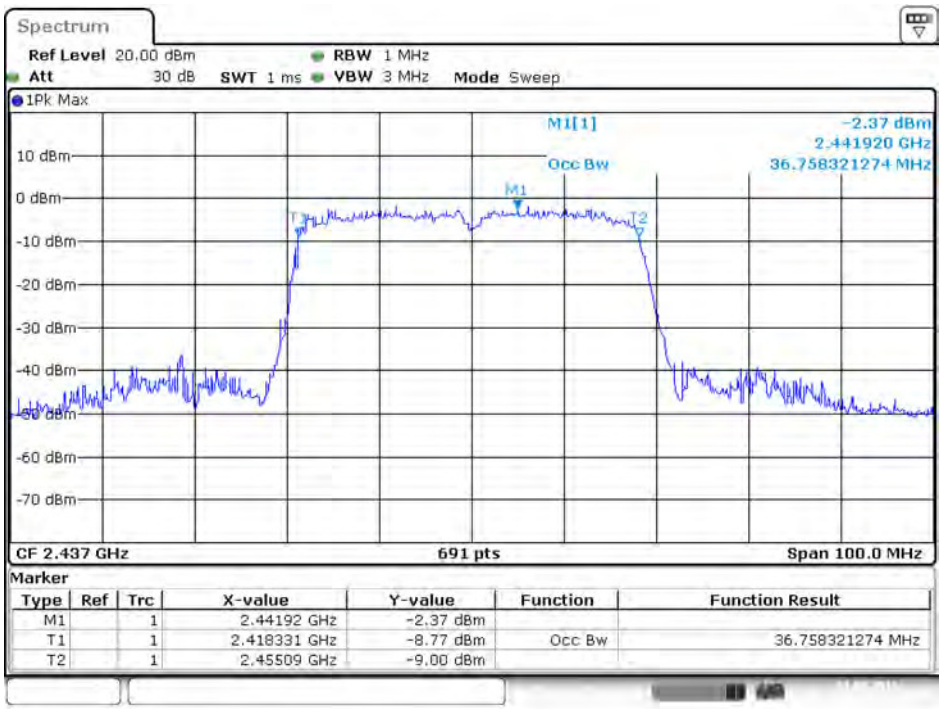

Date: 21.MAY.2016 15:25:27

6 dB Bandwidth Plot on Configuration IEEE 802.11ac MCS0/Nss1 VHT40 / 2452 MHz / Chain 2

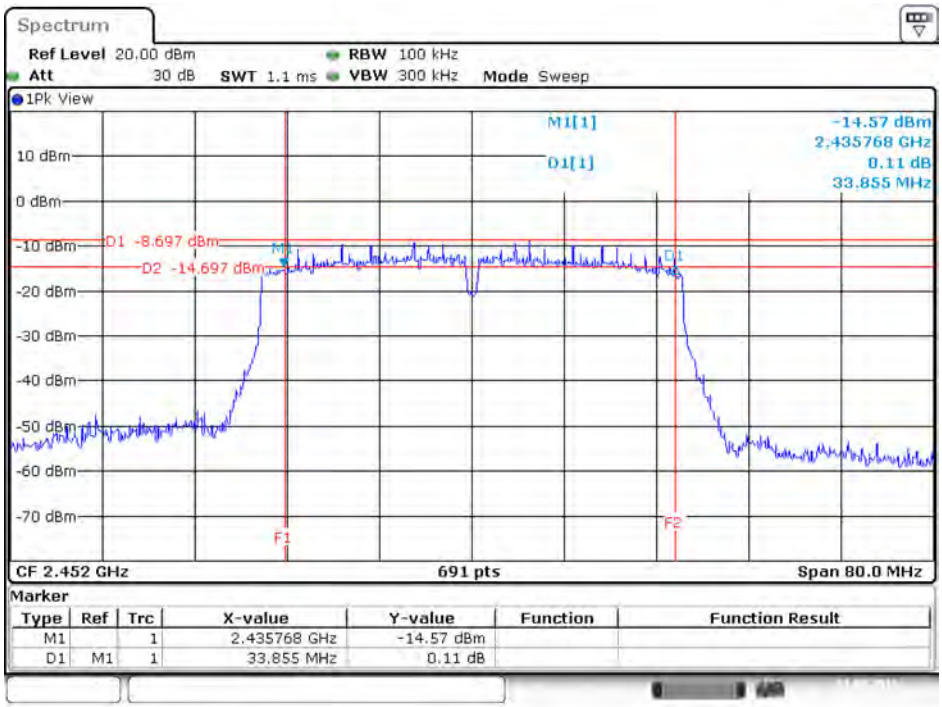

Date: 21.MAY.2016 19:25:32

99% Occupied Bandwidth Plot on Configuration IEEE 802.11ac MCS0/Nss1 VHT40 / 2437 MHz / Chain 2

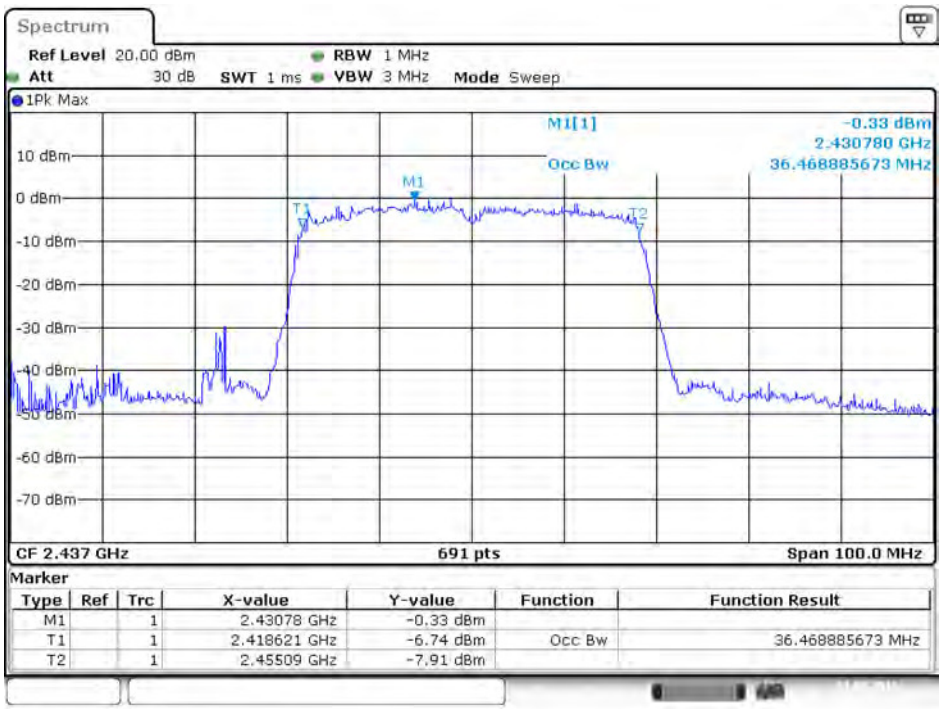

Date: 21.MAY.2016 15:26:17

6 dB Bandwidth Plot on Configuration IEEE 802.11ac MCS0/Nss1 VHT40 / 2437 MHz / Chain 3

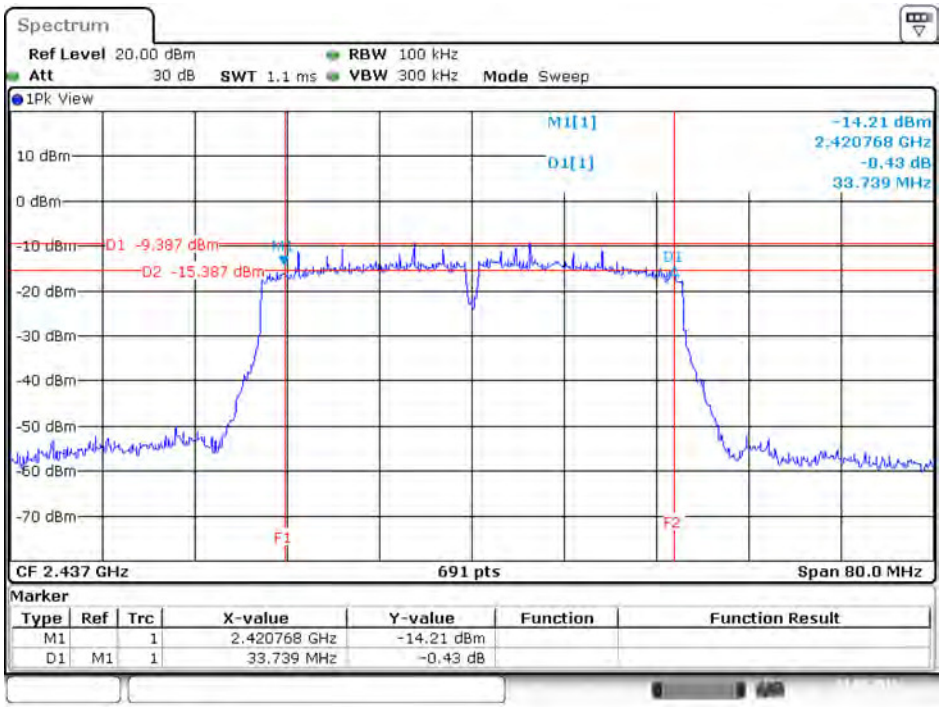

Date: 21.MAY.2016 19:23:53

99% Occupied Bandwidth Plot on Configuration IEEE 802.11ac MCS0/Nss1 VHT40 / 2422 MHz / Chain 3

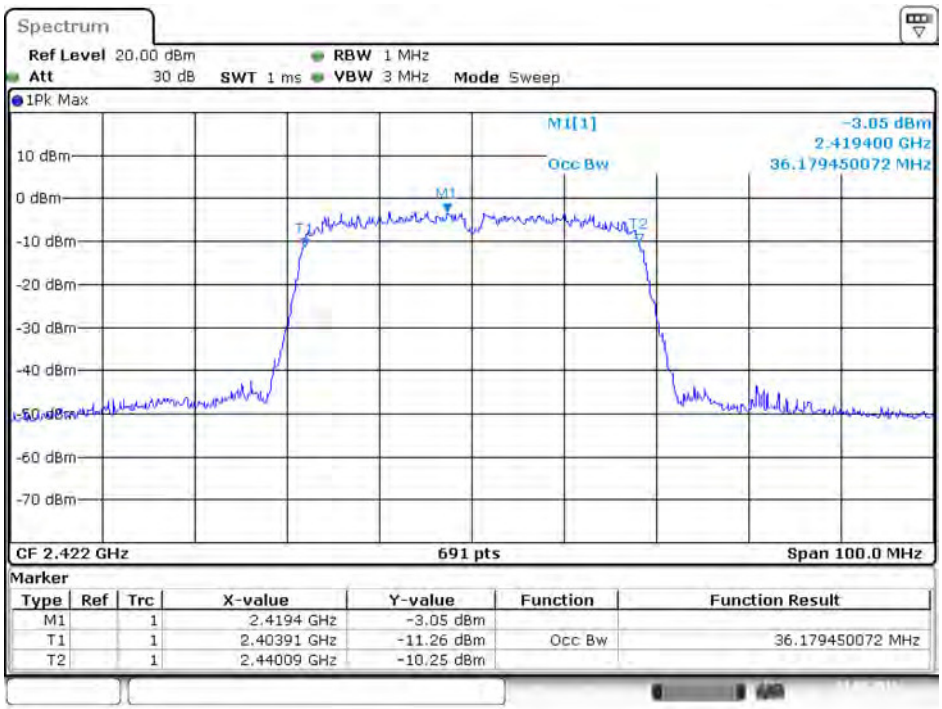

Date: 21.MAY.2016 15:28:58

6 dB Bandwidth Plot on Configuration IEEE 802.11ac MCS0/Nss1 VHT40 / 2422 MHz / Chain 4

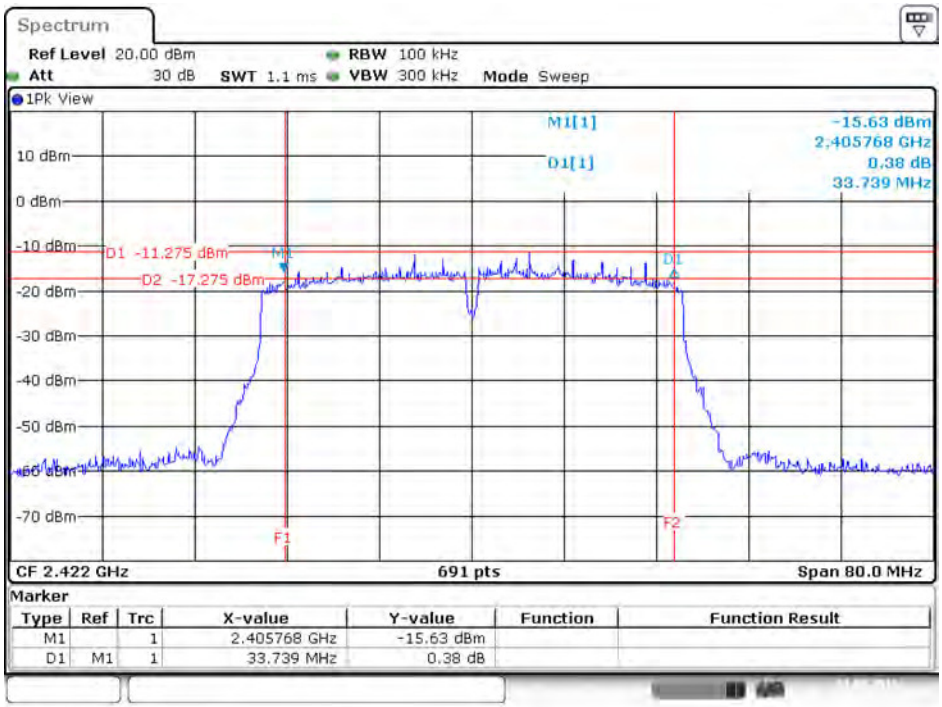

Date: 21.MAY.2016 18:58:37

99% Occupied Bandwidth Plot on Configuration IEEE 802.11ac MCS0/Nss1 VHT40 / 2452 MHz / Chain 4

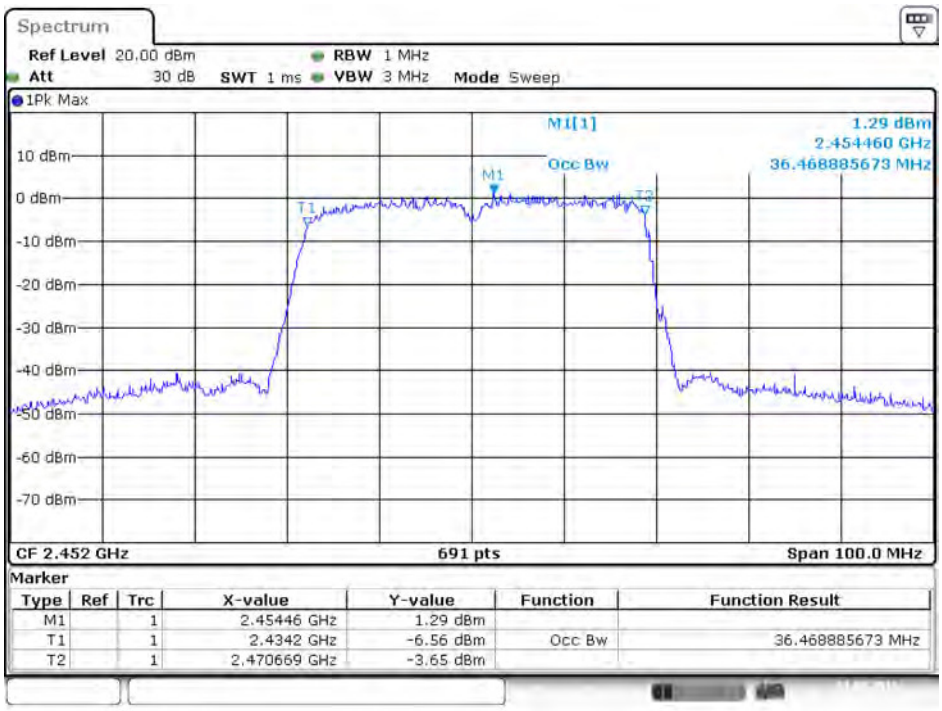

Date: 21.MAY.2016 15:22:53

6 dB Bandwidth Plot on Configuration IEEE 802.11ac MCS0/Nss2 VHT20 / 2412 MHz / Chain 1

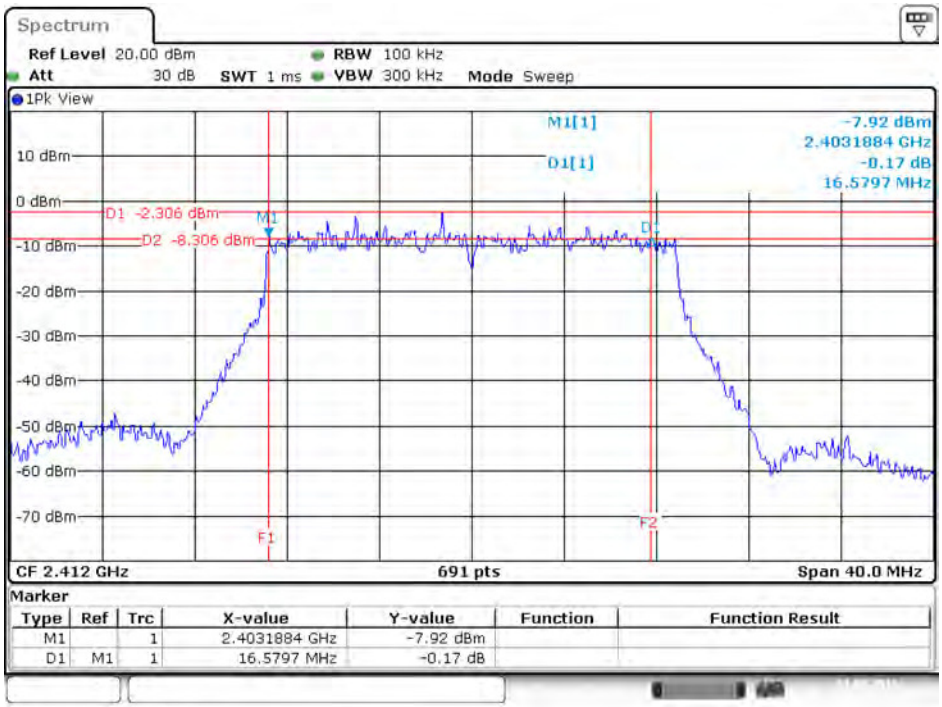

Date: 21.MAY.2016 19:37:20

99% Occupied Bandwidth Plot on Configuration IEEE 802.11ac MCS0/Nss2 VHT20 / 2412 MHz / Chain 1

Date: 21.MAY.2016 16:53:37

6 dB Bandwidth Plot on Configuration IEEE 802.11ac MCS0/Nss2 VHT20 / 2412 MHz / Chain 2

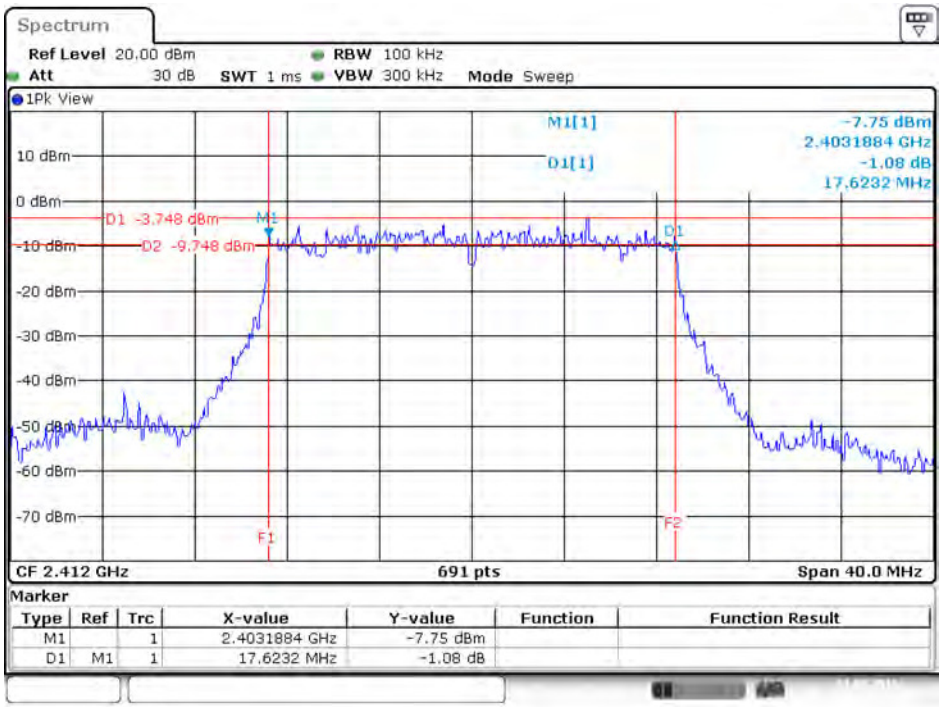

Date: 21.MAY.2016 19:37:34

99% Occupied Bandwidth Plot on Configuration IEEE 802.11ac MCS0/Nss2 VHT20 / 2462 MHz / Chain 2

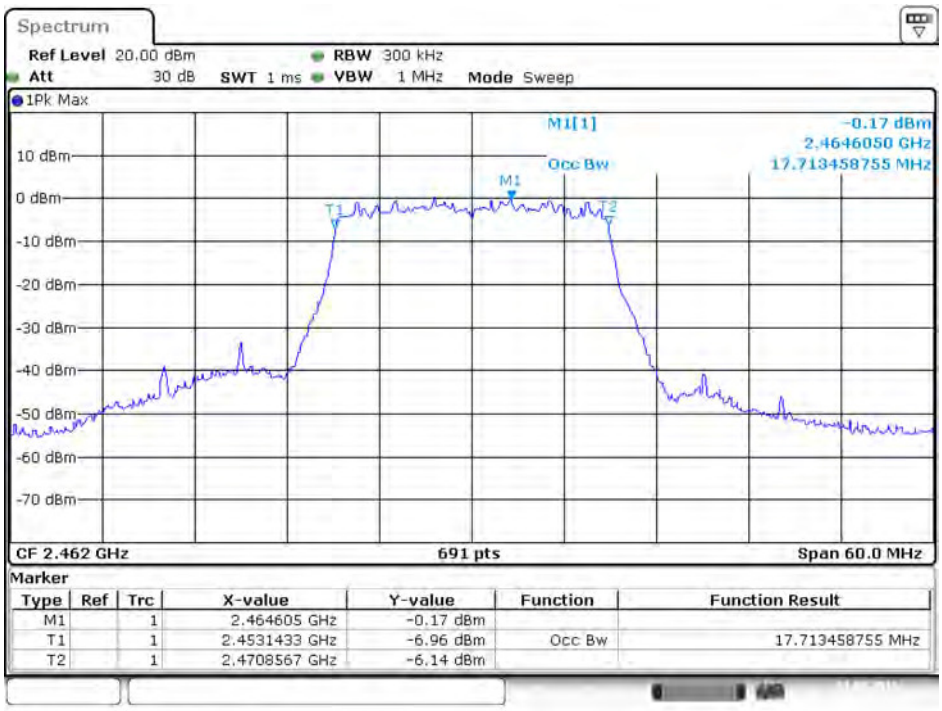

Date: 21.MAY.2016 16:50:05

6 dB Bandwidth Plot on Configuration IEEE 802.11ac MCS0/Nss2 VHT20 / 2462 MHz / Chain 3

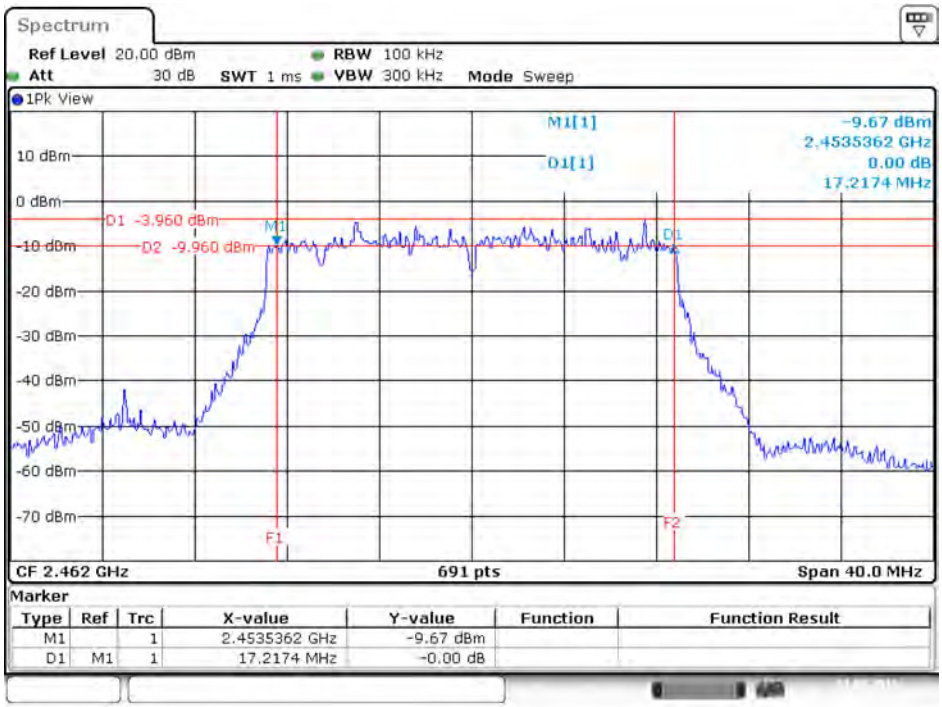

Date: 21.MAY.2016 19:50:28

99% Occupied Bandwidth Plot on Configuration IEEE 802.11ac MCS0/Nss2 VHT20 / 2462 MHz / Chain 3

Date: 21.MAY.2016 16:51:46

6 dB Bandwidth Plot on Configuration IEEE 802.11ac MCS0/Nss2 VHT20 / 2462 MHz / Chain 4

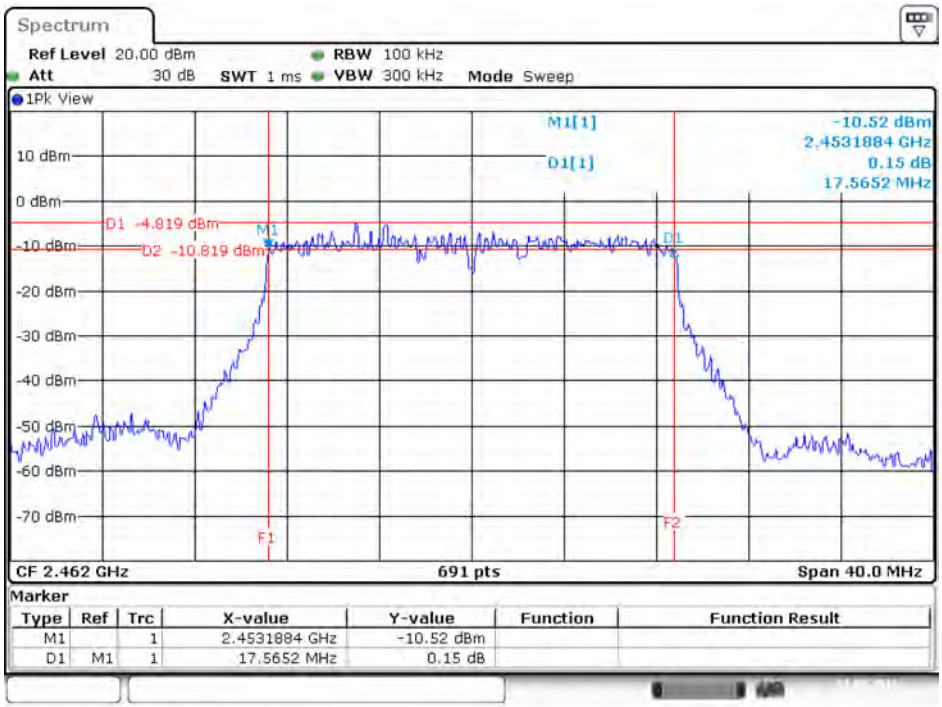

Date: 21.MAY.2016 19:50:11

99% Occupied Bandwidth Plot on Configuration IEEE 802.11ac MCS0/Nss2 VHT20 / 2462 MHz / Chain 4

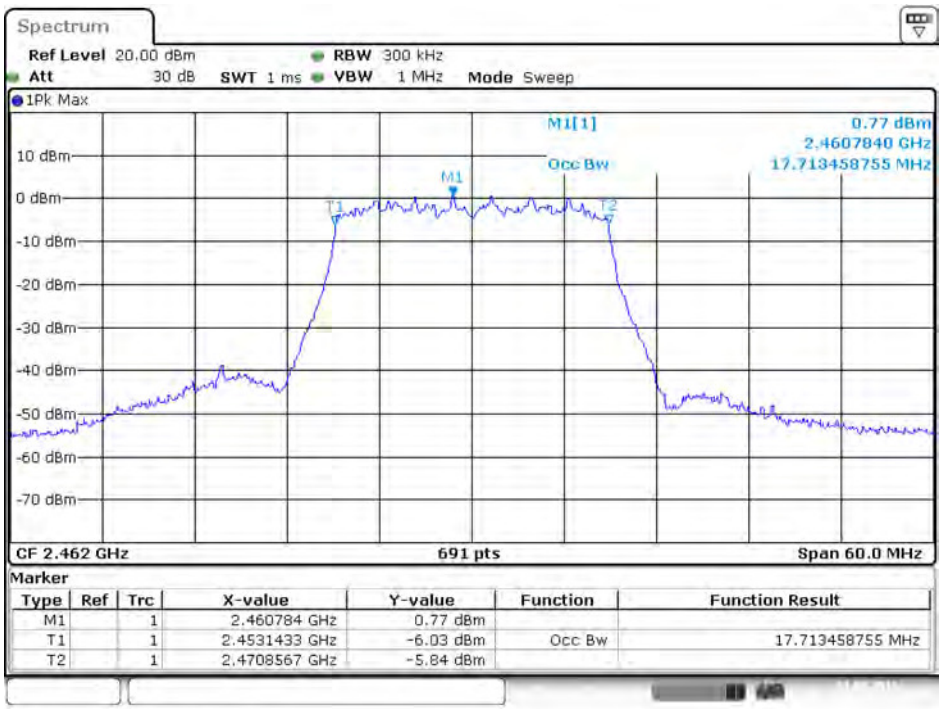

Date: 21.MAY.2016 16:49:35

6 dB Bandwidth Plot on Configuration IEEE 802.11ac MCS0/Nss2 VHT40 / 2422 MHz / Chain 1

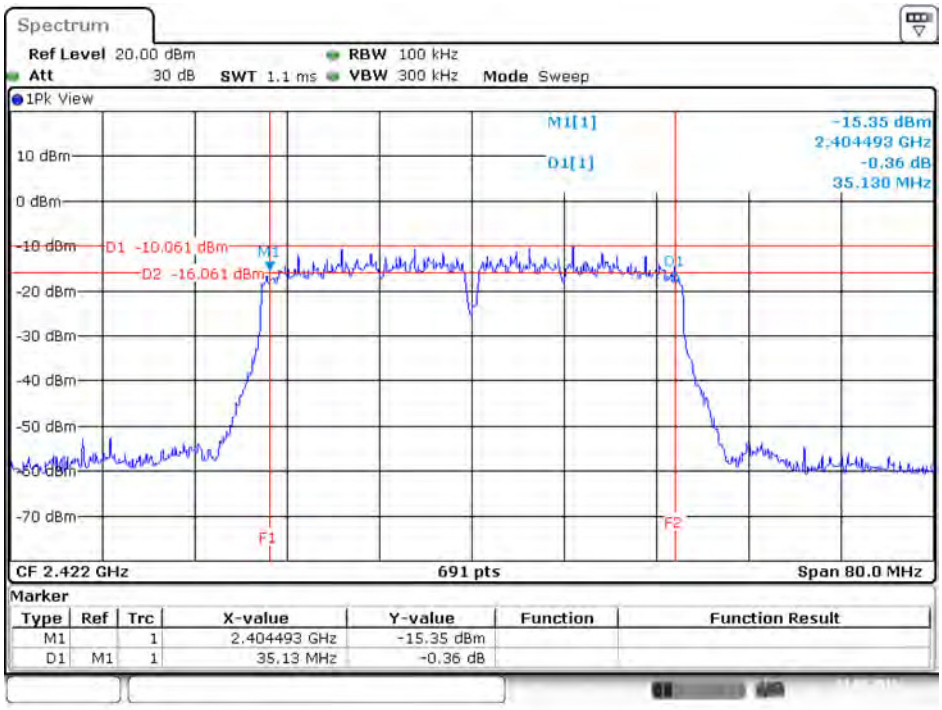

Date: 21.MAY.2016 19:53:02

99% Occupied Bandwidth Plot on Configuration IEEE 802.11ac MCS0/Nss2 VHT40 / 2422 MHz / Chain 1

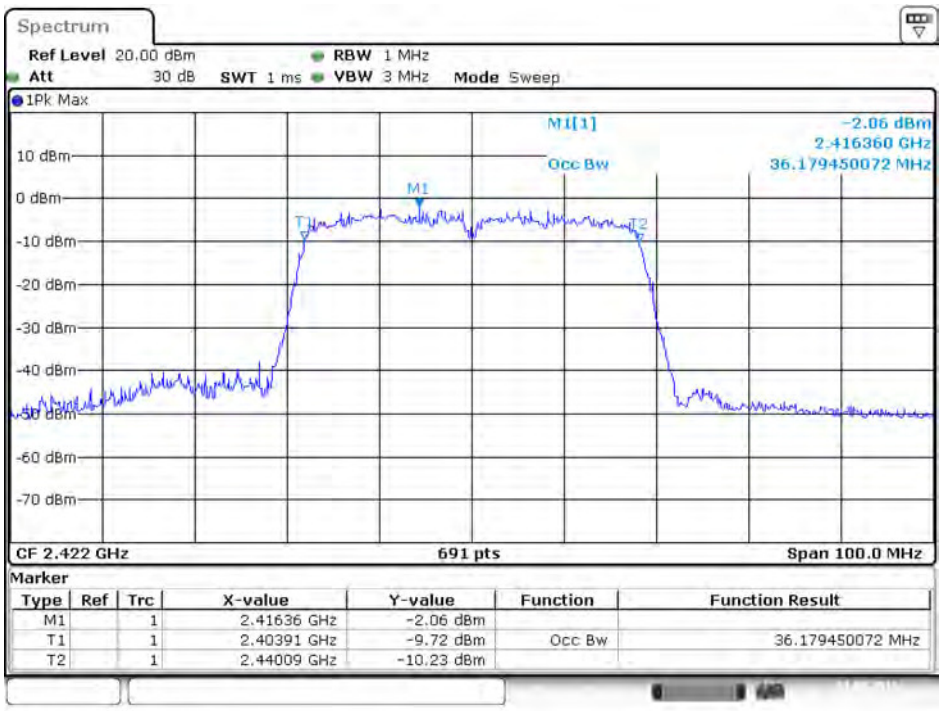

Date: 21.MAY.2016 14:55:02

6 dB Bandwidth Plot on Configuration IEEE 802.11ac MCS0/Nss2 VHT40 / 2437 MHz / Chain 2

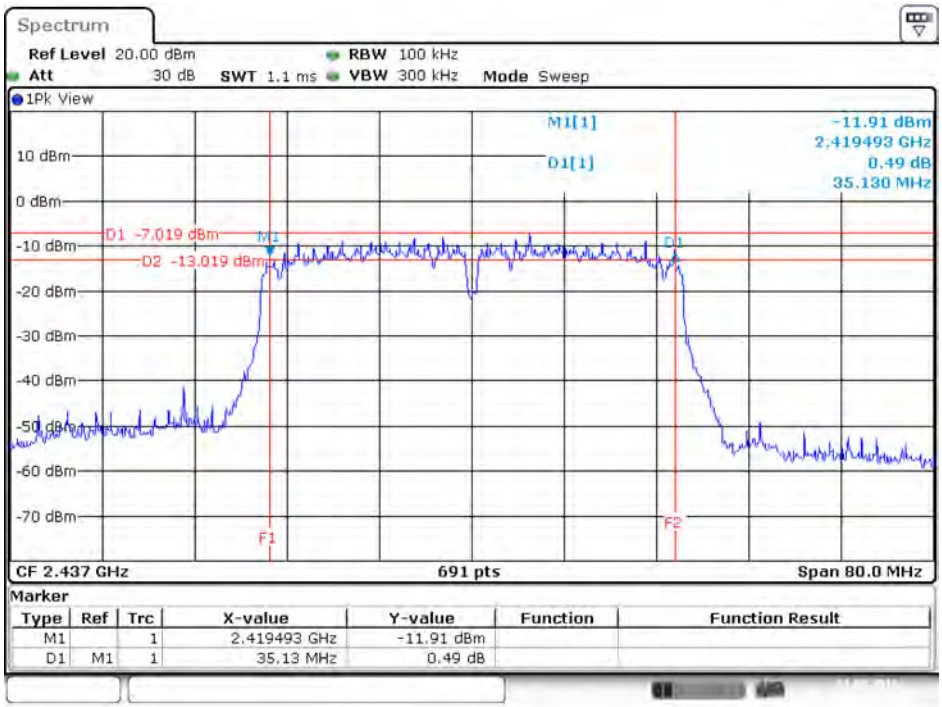

Date: 21.MAY.2016 20:06:25

99% Occupied Bandwidth Plot on Configuration IEEE 802.11ac MCS0/Nss2 VHT40 / 2437 MHz / Chain 2

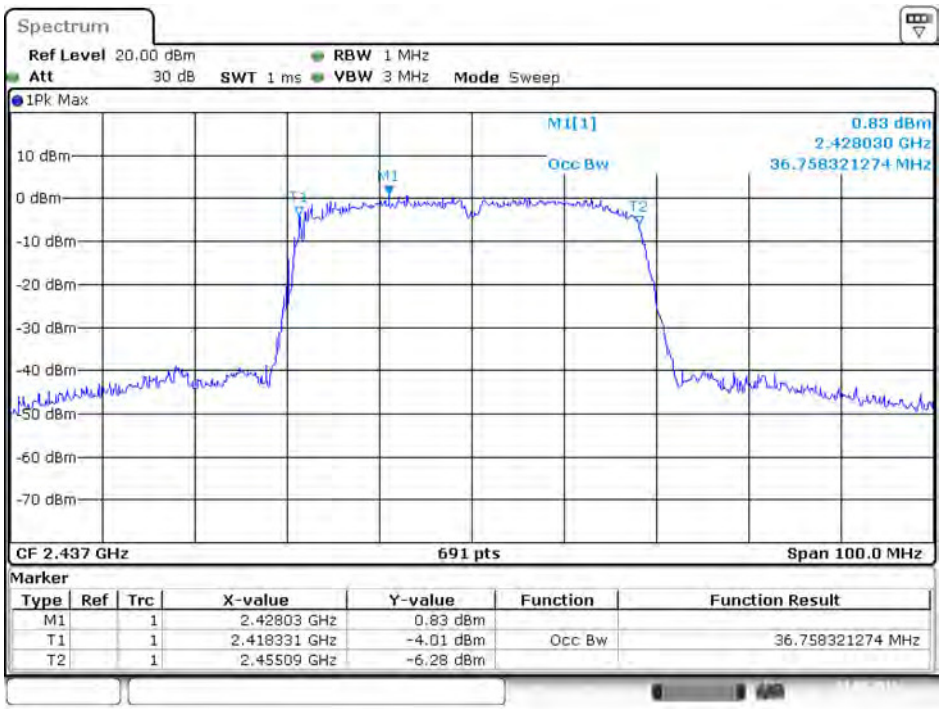

Date: 21.MAY.2016 14:52:20

6 dB Bandwidth Plot on Configuration IEEE 802.11ac MCS0/Nss2 VHT40 / 2437 MHz / Chain 3

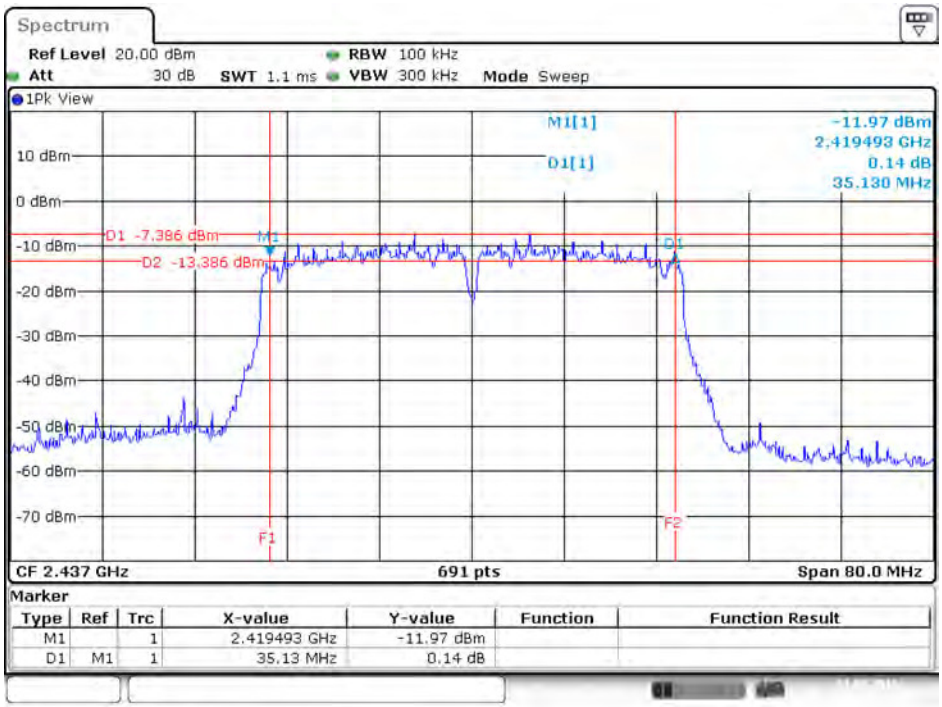

Date: 21.MAY.2016 20:06:42

99% Occupied Bandwidth Plot on Configuration IEEE 802.11ac MCS0/Nss2 VHT40 / 2437 MHz / Chain 3

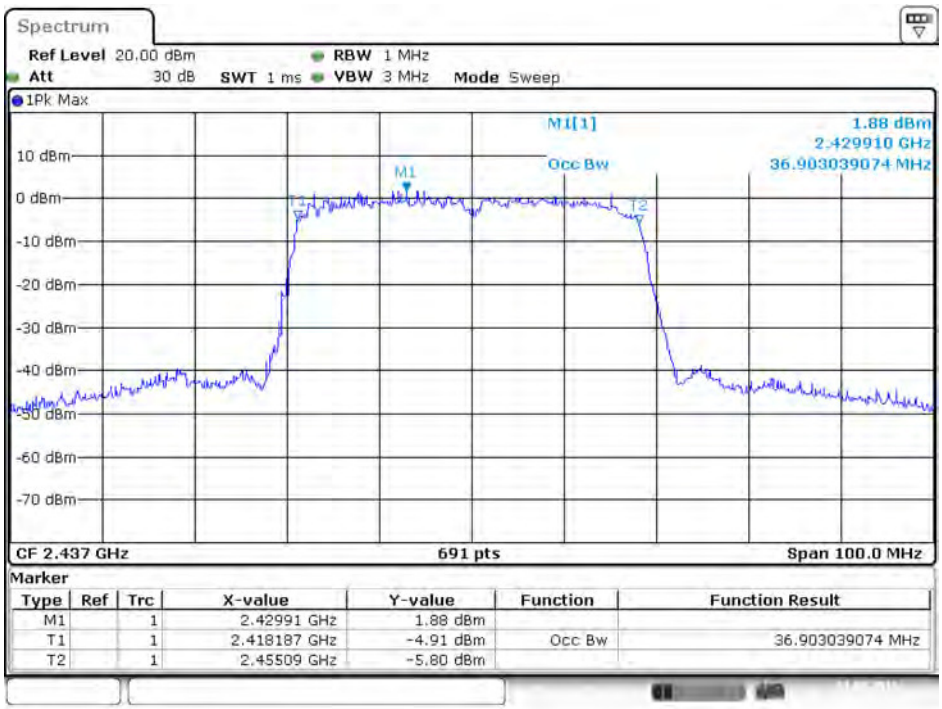

Date: 21.MAY.2016 14:52:33

6 dB Bandwidth Plot on Configuration IEEE 802.11ac MCS0/Nss2 VHT40 / 2437 MHz / Chain 4

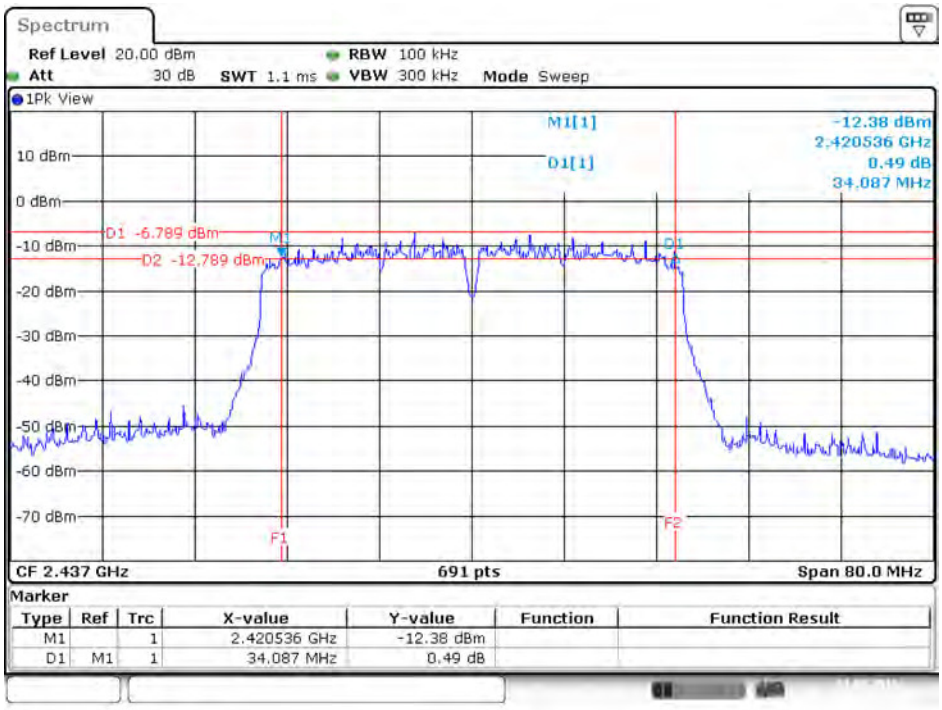

Date: 21.MAY.2016 20:06:53

99% Occupied Bandwidth Plot on Configuration IEEE 802.11ac MCS0/Nss2 VHT40 / 2437 MHz / Chain 4

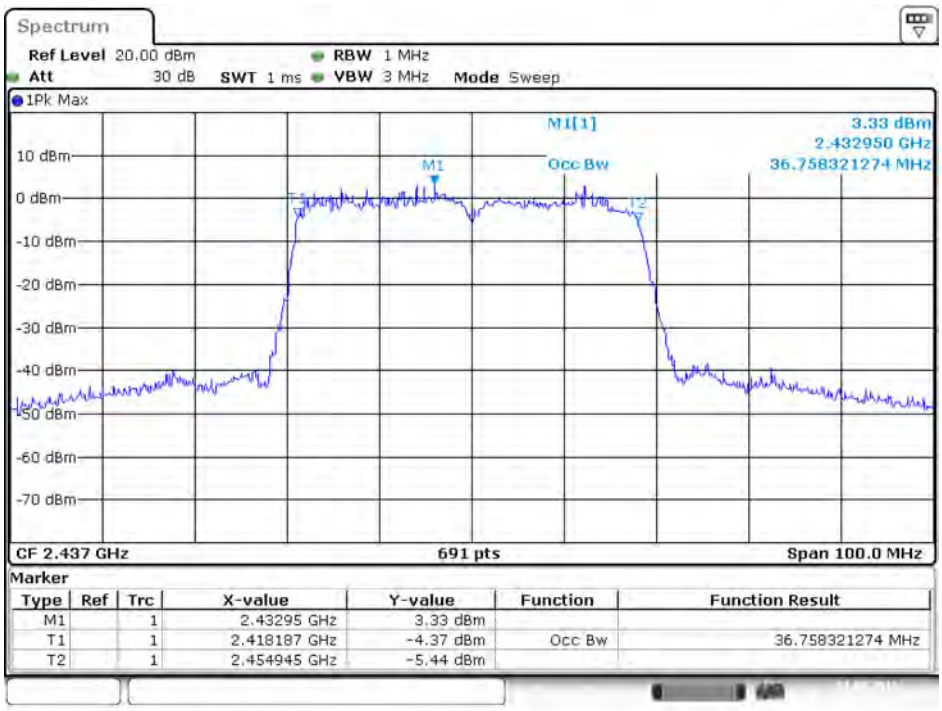

Date: 21.MAY.2016 14:52:46

6 dB Bandwidth Plot on Configuration IEEE 802.11ac MCS0/Nss3 VHT20 / 2437 MHz / Chain 1

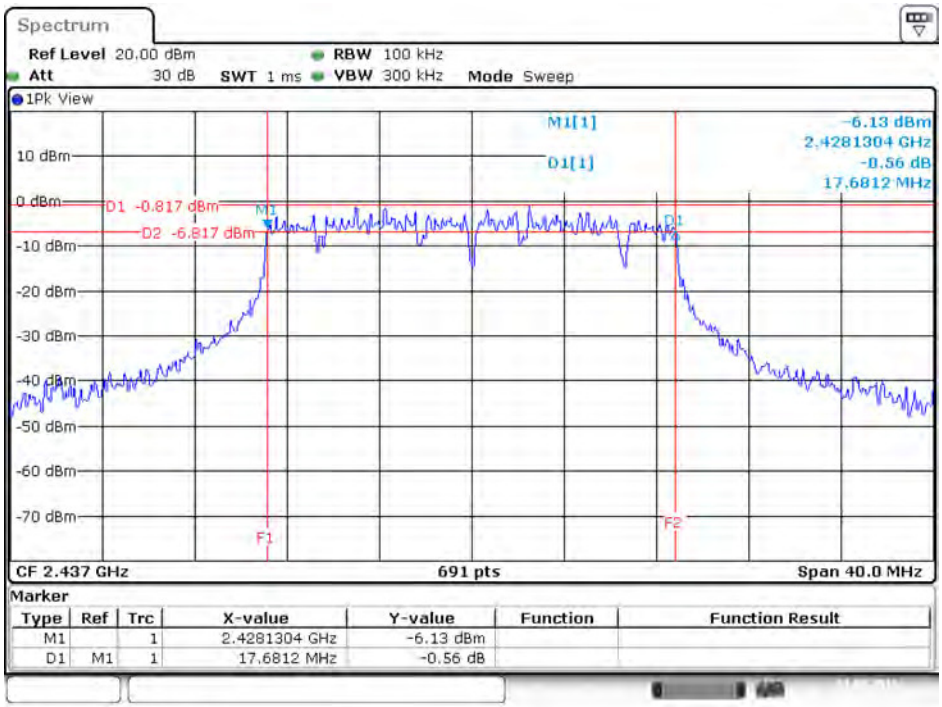

Date: 21.MAY.2016 20:30:33

99% Occupied Bandwidth Plot on Configuration IEEE 802.11ac MCS0/Nss3 VHT20 / 2437 MHz / Chain 1

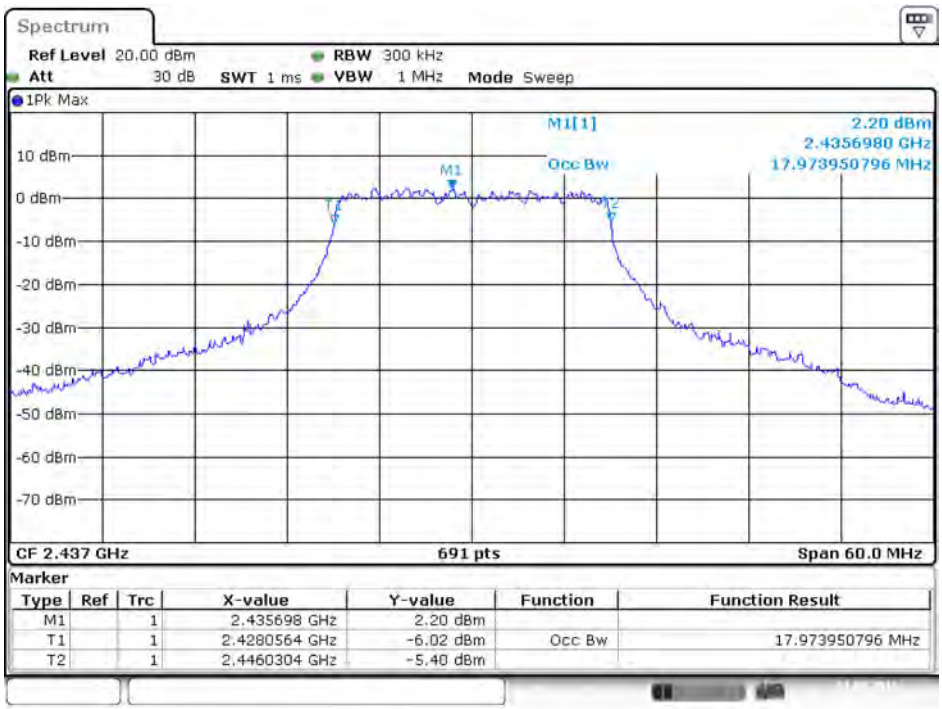

Date: 21.MAY.2016 17:45:15

6 dB Bandwidth Plot on Configuration IEEE 802.11ac MCS0/Nss3 VHT20 / 2462 MHz / Chain 2

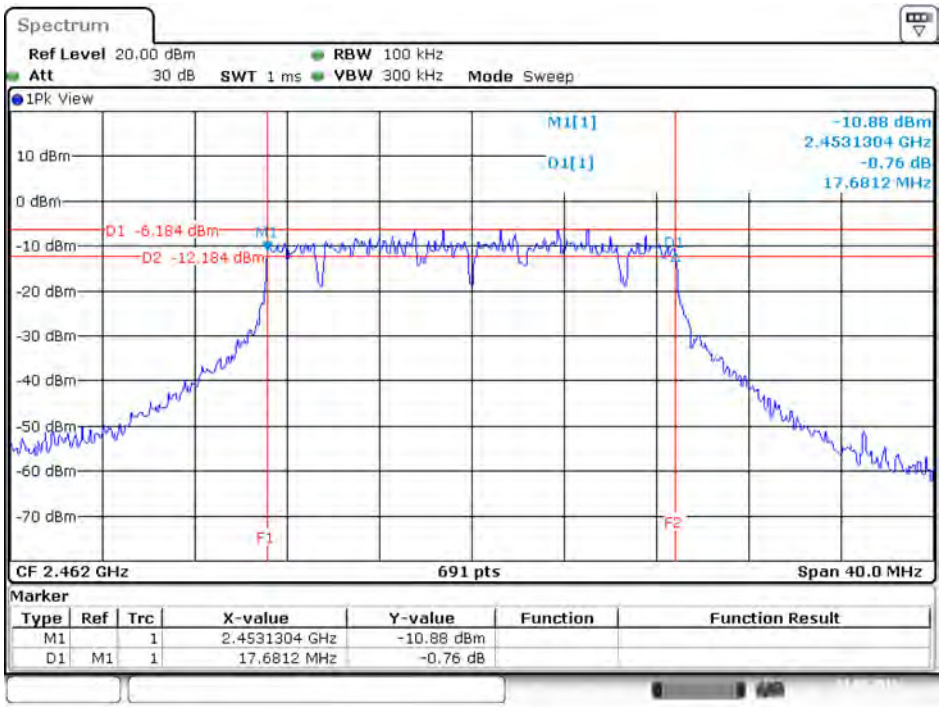

Date: 21.MAY.2016 20:40:22

99% Occupied Bandwidth Plot on Configuration IEEE 802.11ac MCS0/Nss3 VHT20 / 2437 MHz / Chain 2

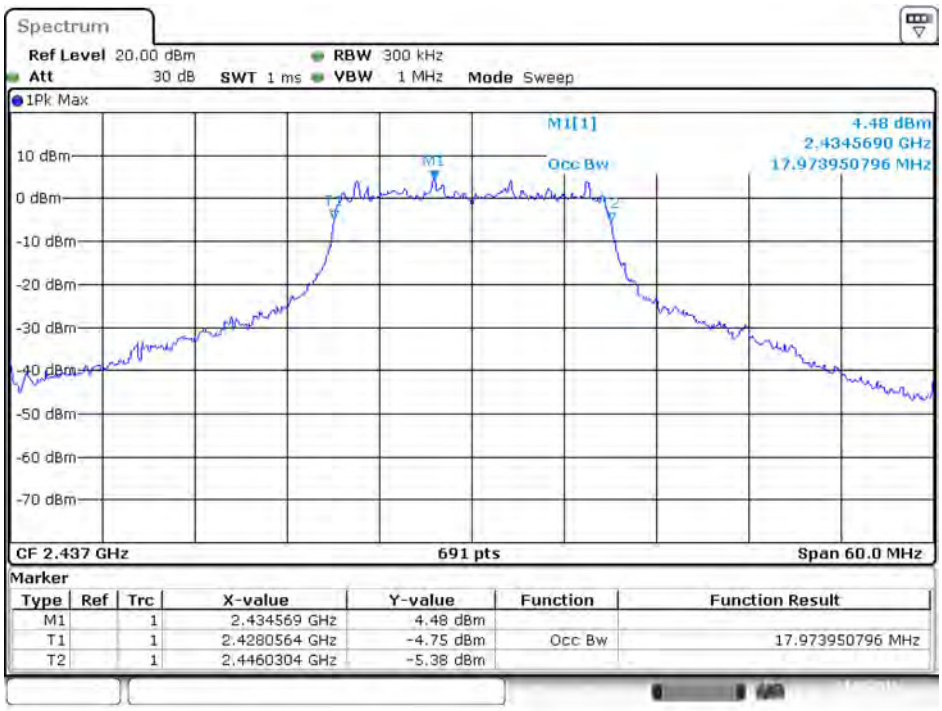

Date: 21.MAY.2016 17:45:29

6 dB Bandwidth Plot on Configuration IEEE 802.11ac MCS0/Nss3 VHT20 / 2437 MHz / Chain 3

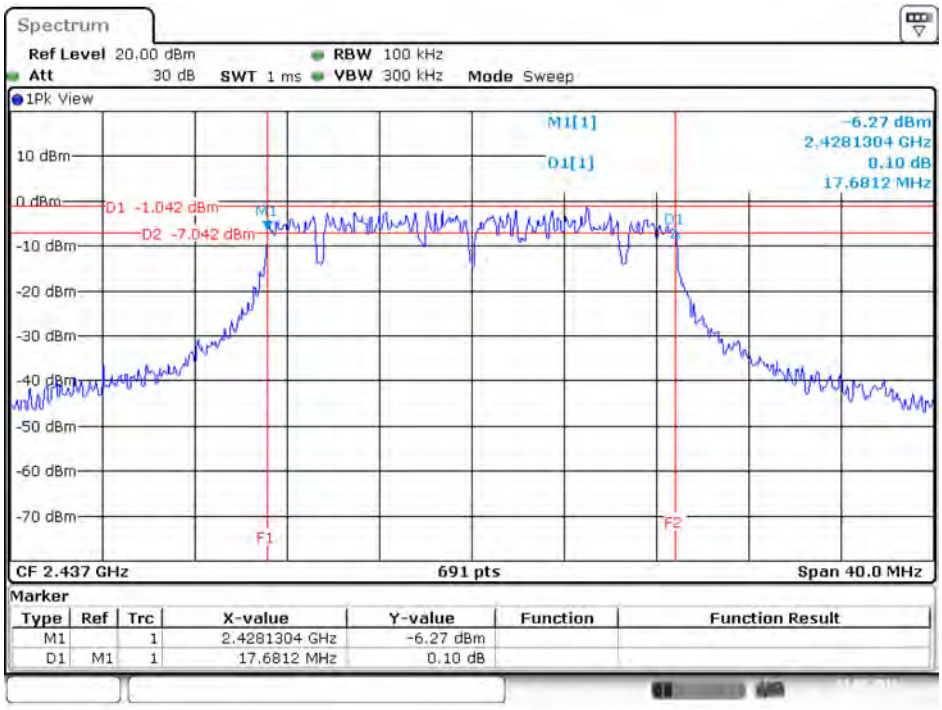

Date: 21.MAY.2016 20:31:03

99% Occupied Bandwidth Plot on Configuration IEEE 802.11ac MCS0/Nss3 VHT20 / 2437 MHz / Chain 3

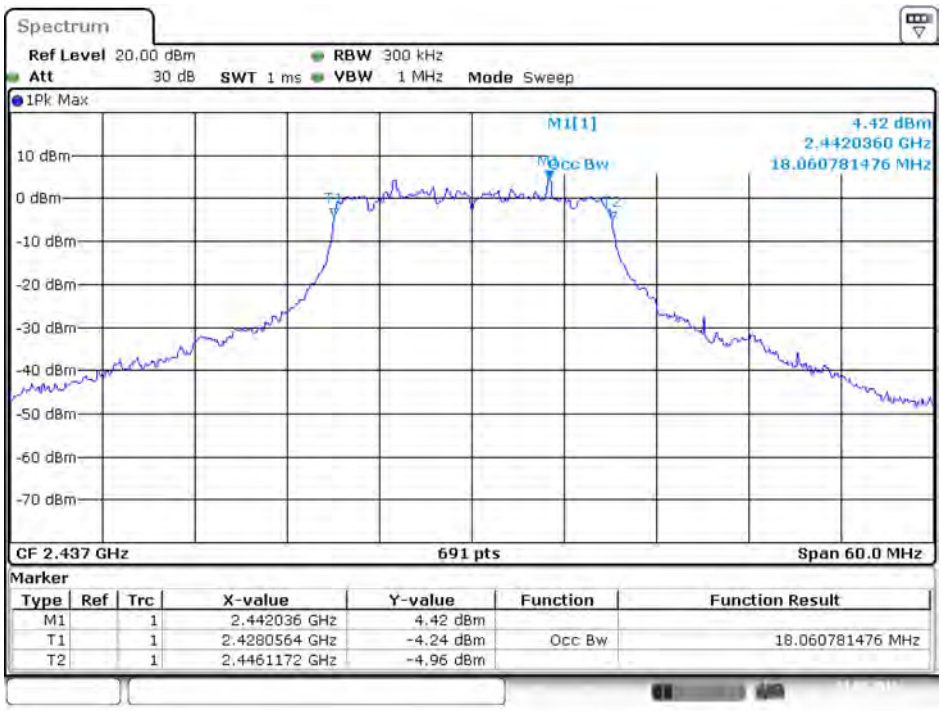

Date: 21.MAY.2016 17:45:41

6 dB Bandwidth Plot on Configuration IEEE 802.11ac MCS0/Nss3 VHT20 / 2412 MHz / Chain 4

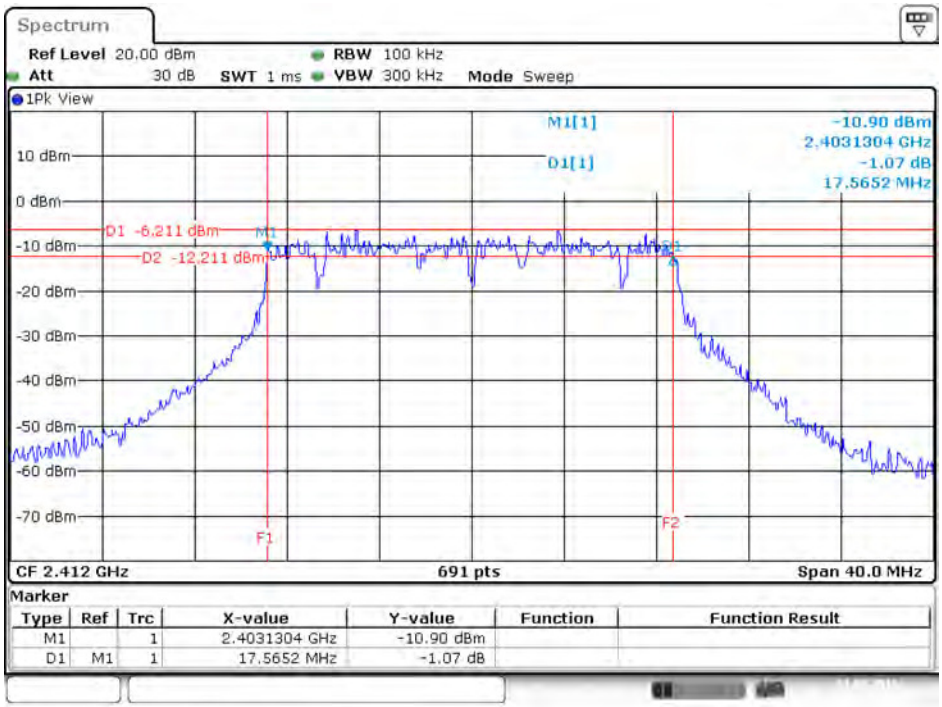

Date: 21.MAY.2016 20:29:50

99% Occupied Bandwidth Plot on Configuration IEEE 802.11ac MCS0/Nss3 VHT20 / 2437 MHz / Chain 4

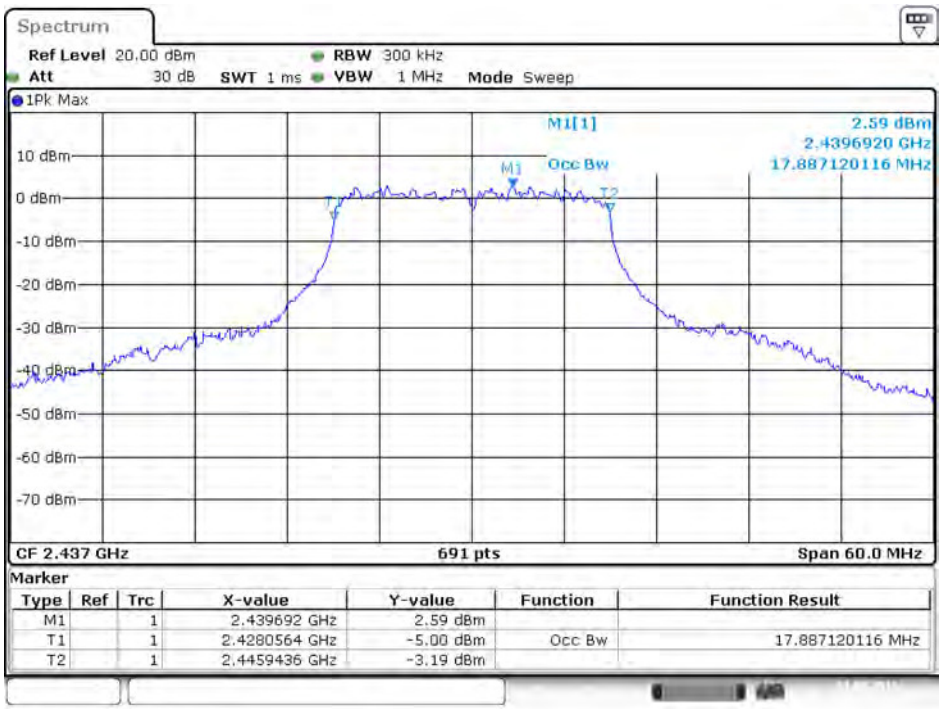

Date: 21.MAY.2016 17:45:57

6 dB Bandwidth Plot on Configuration IEEE 802.11ac MCS0/Nss3 VHT40 / 2422 MHz / Chain 1

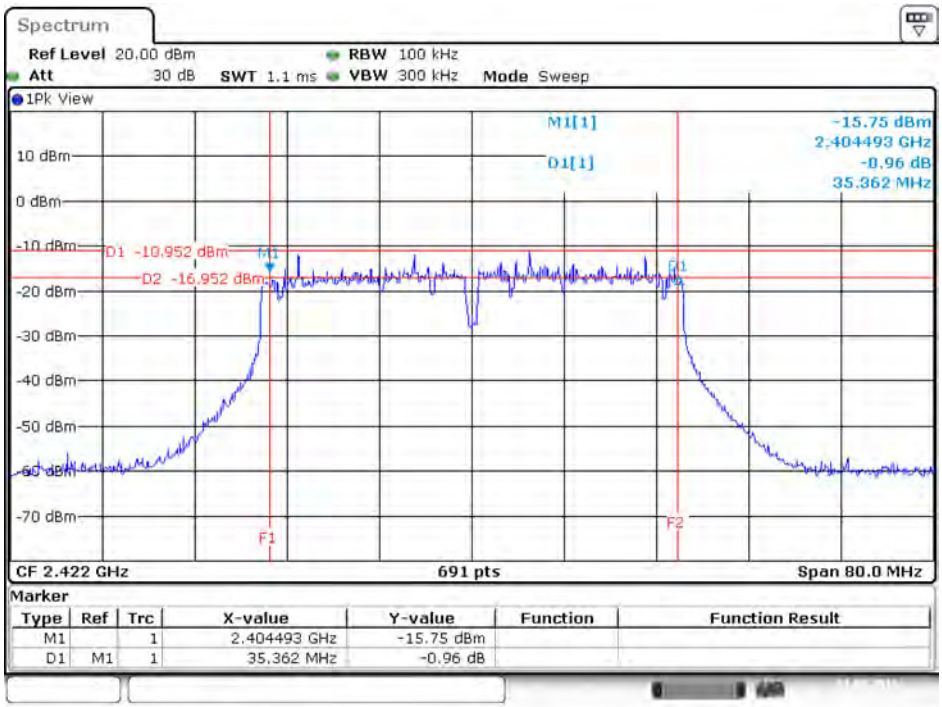

Date: 21.MAY.2016 20:42:06

99% Occupied Bandwidth Plot on Configuration IEEE 802.11ac MCS0/Nss3 VHT40 / 2422 MHz / Chain 1

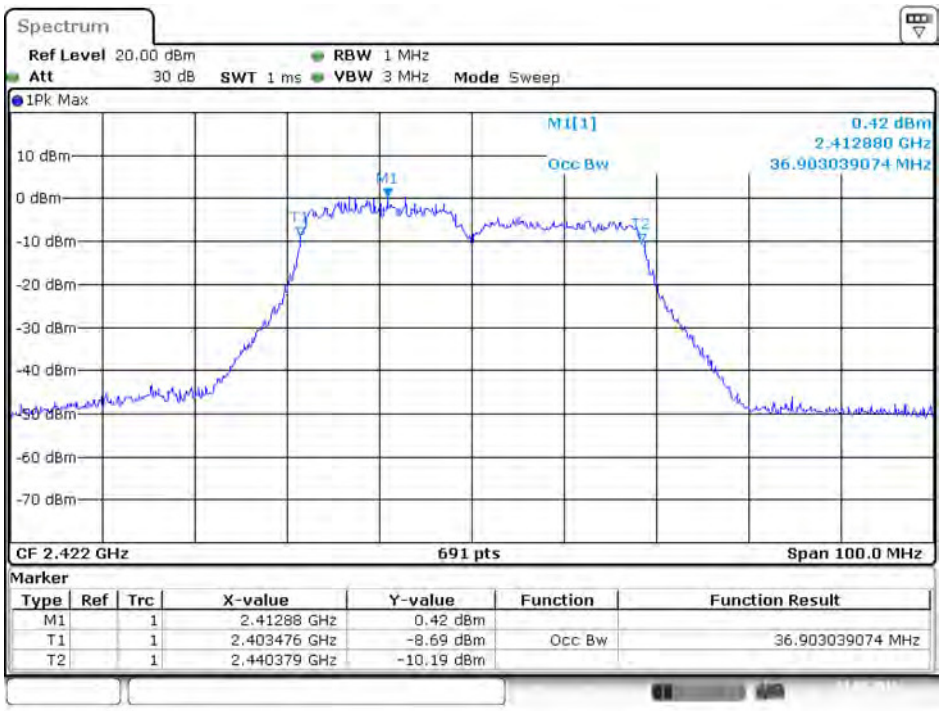

Date: 21.MAY.2016 12:03:47

6 dB Bandwidth Plot on Configuration IEEE 802.11ac MCS0/Nss3 VHT40 / 2422 MHz / Chain 2

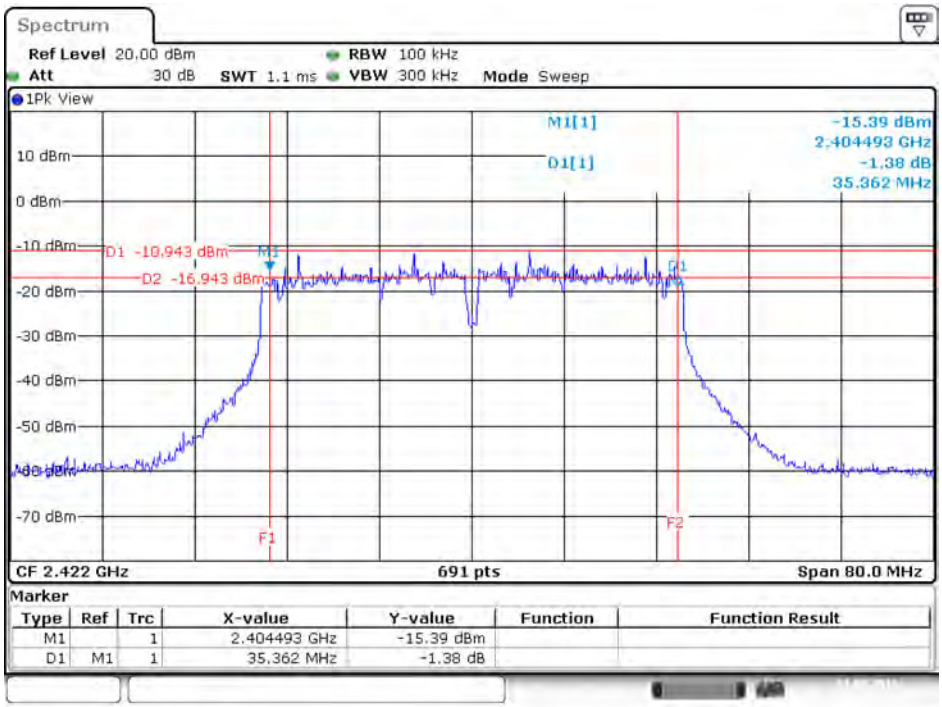

Date: 21.MAY.2016 20:42:30

99% Occupied Bandwidth Plot on Configuration IEEE 802.11ac MCS0/Nss3 VHT40 / 2452 MHz / Chain 2

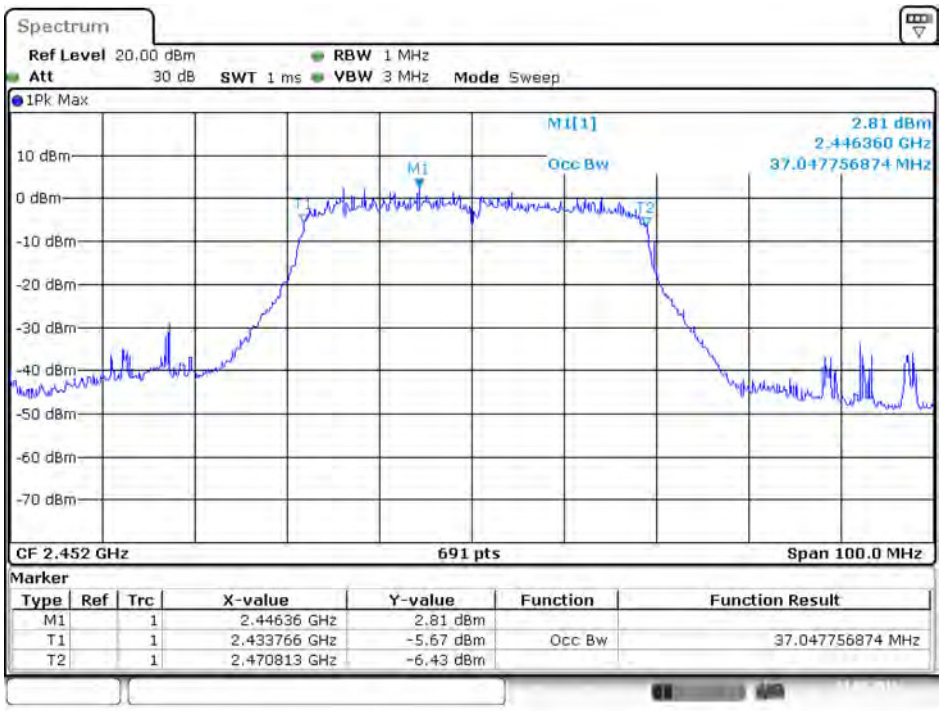

Date: 21.MAY.2016 12:09:38

6 dB Bandwidth Plot on Configuration IEEE 802.11ac MCS0/Nss3 VHT40 / 2437 MHz / Chain 3

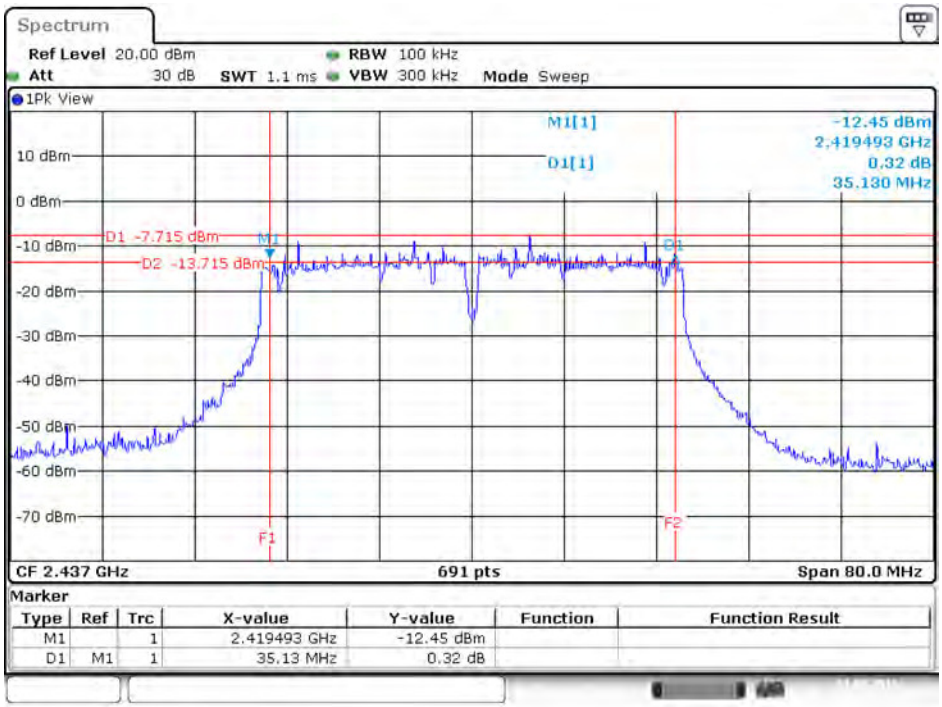

Date: 21.MAY.2016 20:52:26

99% Occupied Bandwidth Plot on Configuration IEEE 802.11ac MCS0/Nss3 VHT40 / 2452 MHz / Chain 3

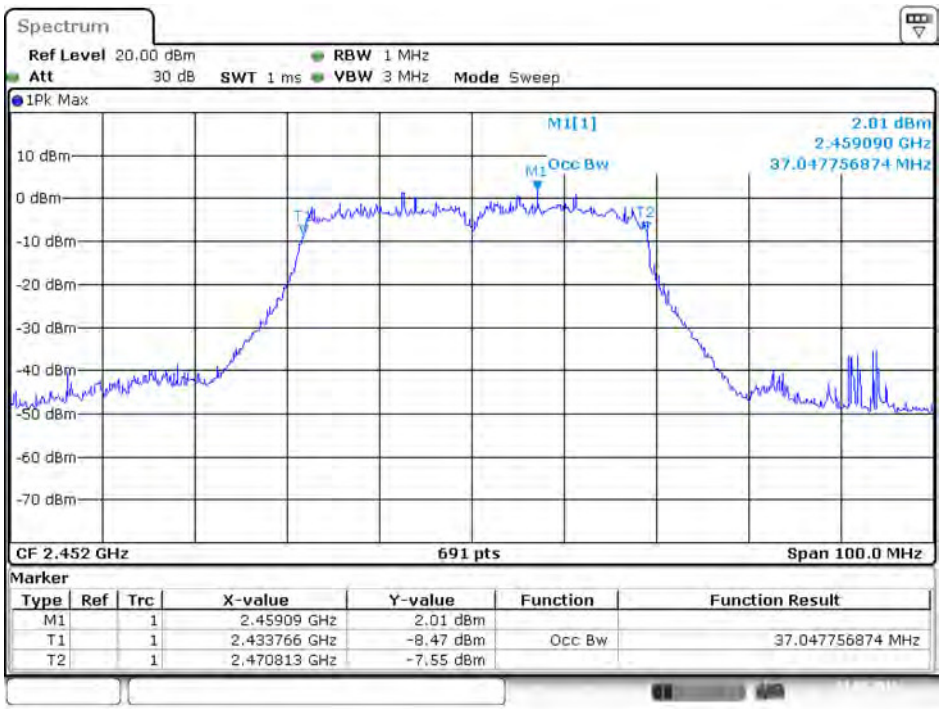

Date: 21.MAY.2016 12:09:16

6 dB Bandwidth Plot on Configuration IEEE 802.11ac MCS0/Nss3 VHT40 / 2437 MHz / Chain 4

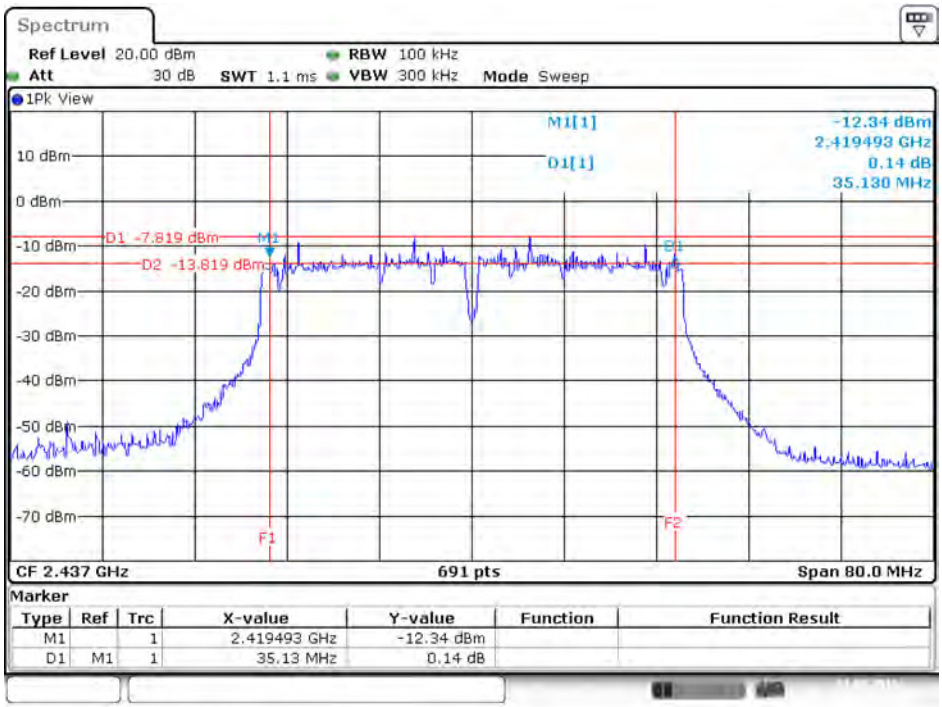

Date: 21.MAY.2016 20:52:38

99% Occupied Bandwidth Plot on Configuration IEEE 802.11ac MCS0/Nss3 VHT40 / 2452 MHz / Chain 4

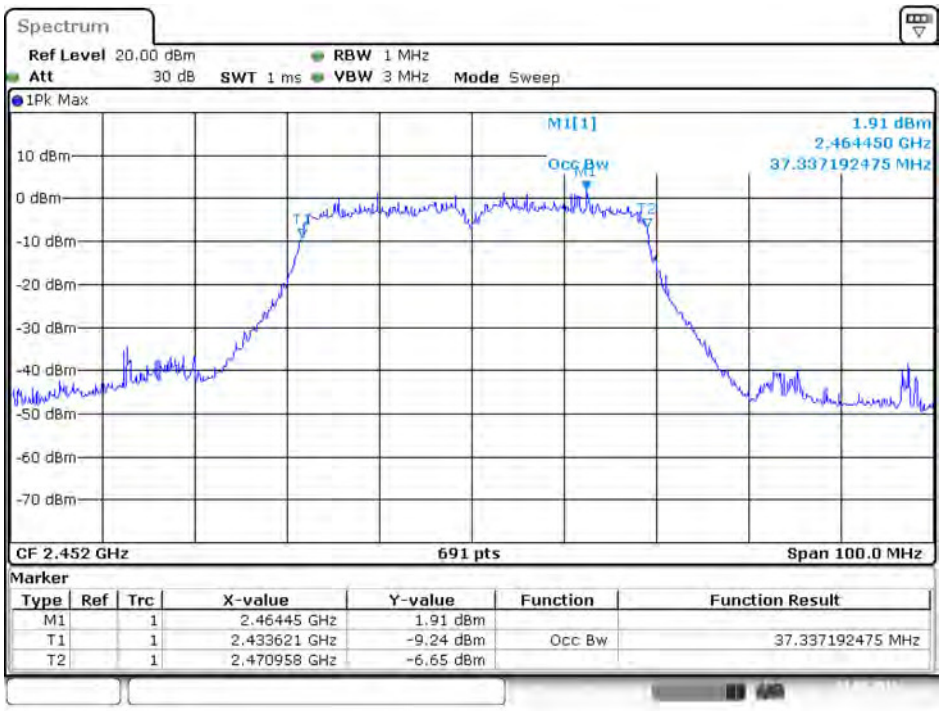

Date: 21.MAY.2016 12:09:00

<For Radio 3 Mode>

For Mode 5:

6 dB Bandwidth Plot on Configuration IEEE 802.11b / 2462 MHz / Chain 5

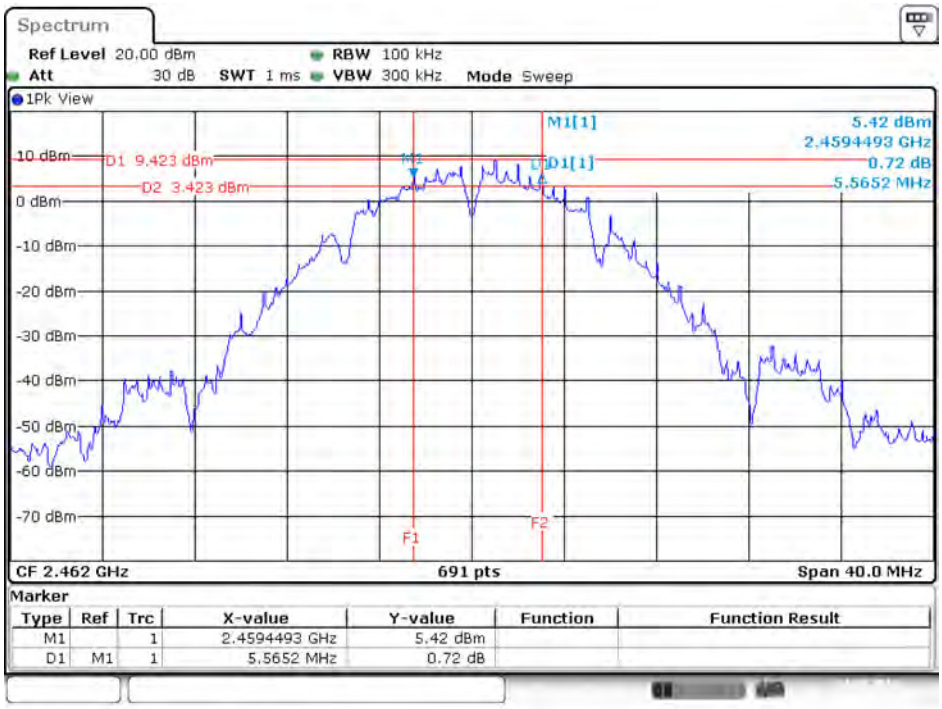

Date: 24.MAY.2016 10:26:31

99% Occupied Bandwidth Plot on Configuration IEEE 802.11b / 2462 MHz / Chain 5

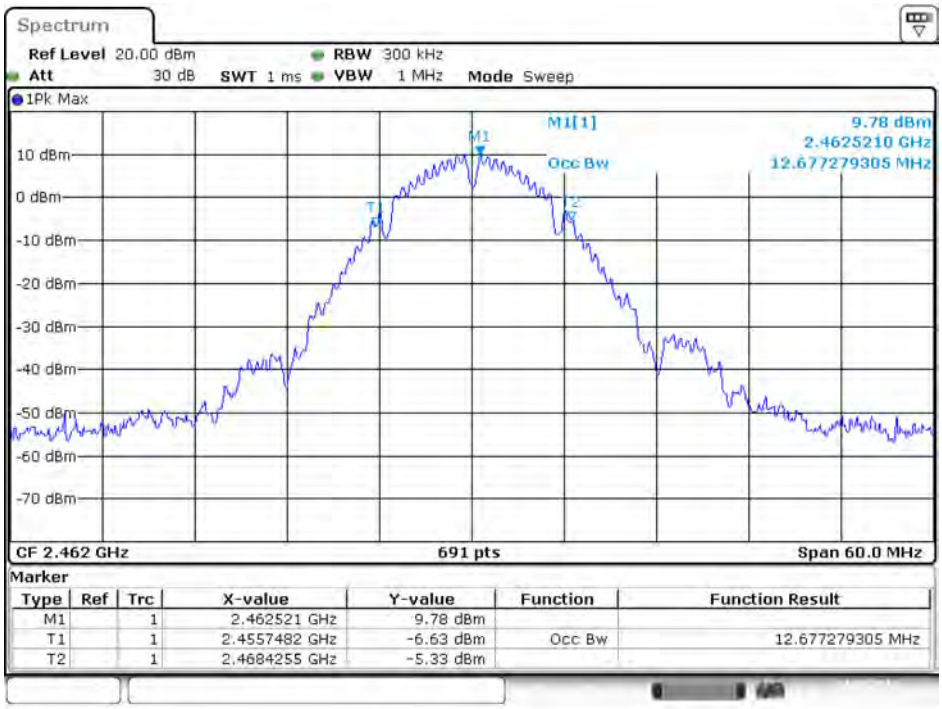

Date: 24.MAY.2016 10:42:03

6 dB Bandwidth Plot on Configuration IEEE 802.11g / 2462 MHz / Chain 5

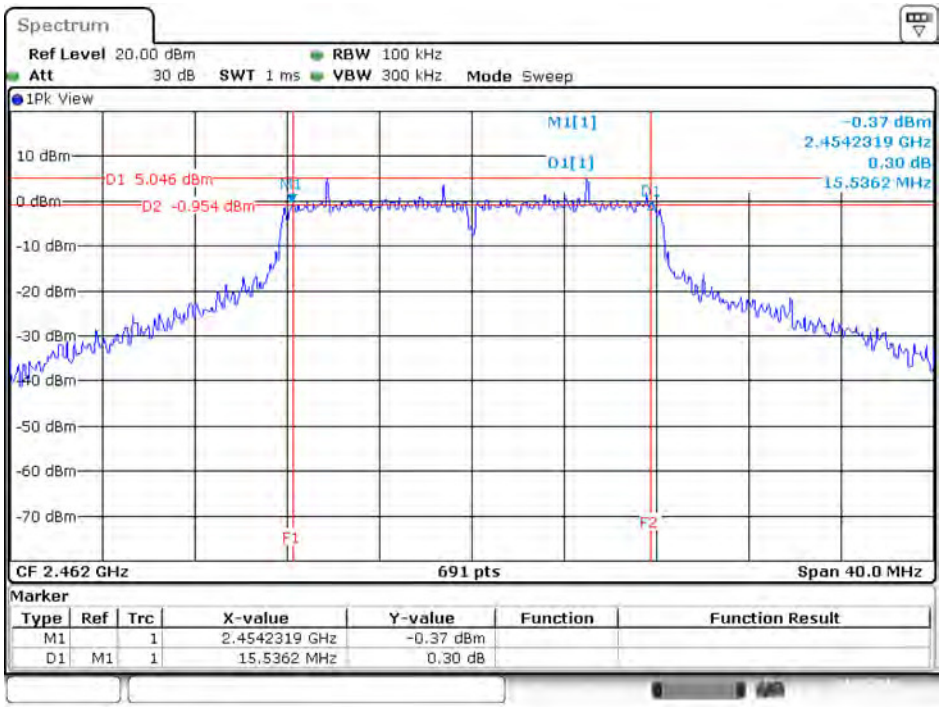

Date: 24.MAY.2016 10:28:18

99% Occupied Bandwidth Plot on Configuration IEEE 802.11g / 2437 MHz / Chain 5

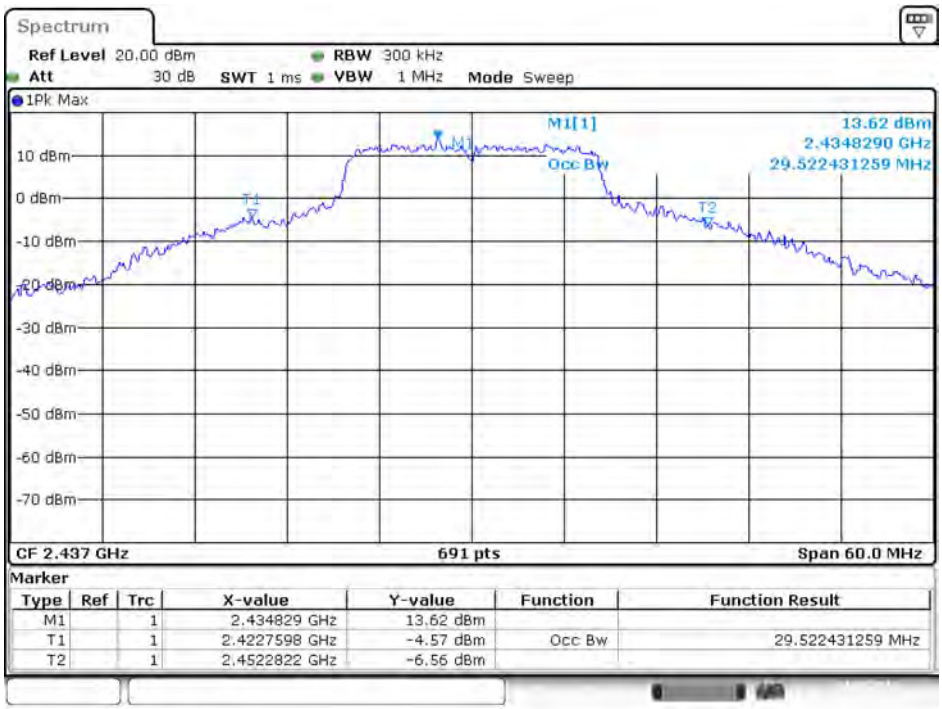

Date: 24.MAY.2016 10:39:25

6 dB Bandwidth Plot on Configuration IEEE 802.11ac MCS0/Nss1 VHT20 / 2437 MHz / Chain 5

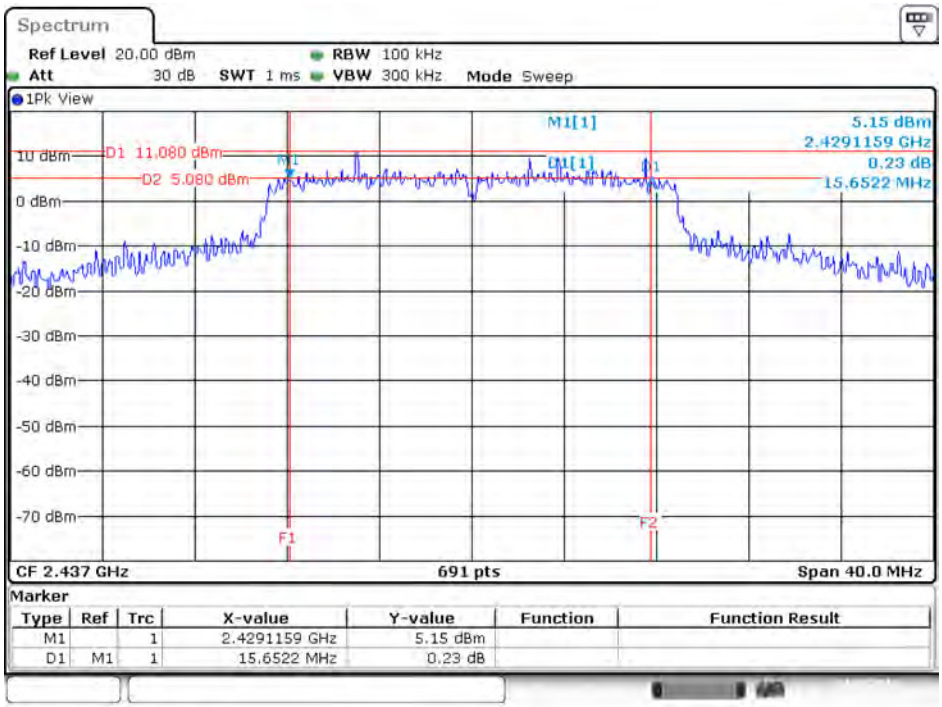

Date: 24.MAY.2016 10:29:22

99% Occupied Bandwidth Plot on Configuration IEEE 802.11ac MCS0/Nss1 VHT20 / 2437 MHz / Chain 5

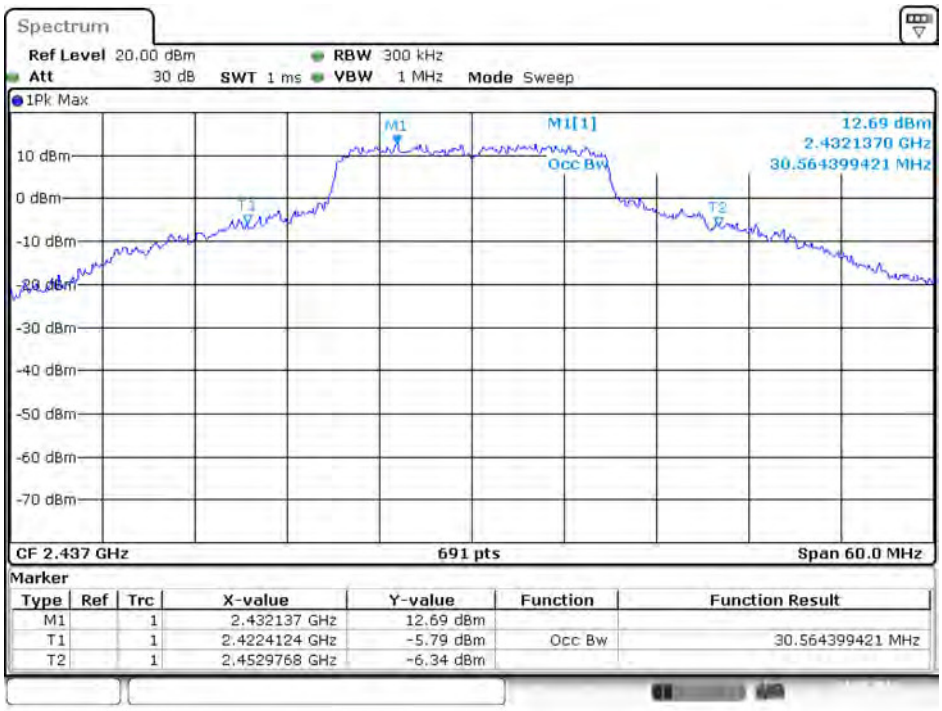

Date: 24.MAY.2016 10:37:09

6 dB Bandwidth Plot on Configuration IEEE 802.11ac MCS0/Nss1 VHT40 / 2437 MHz / Chain 5

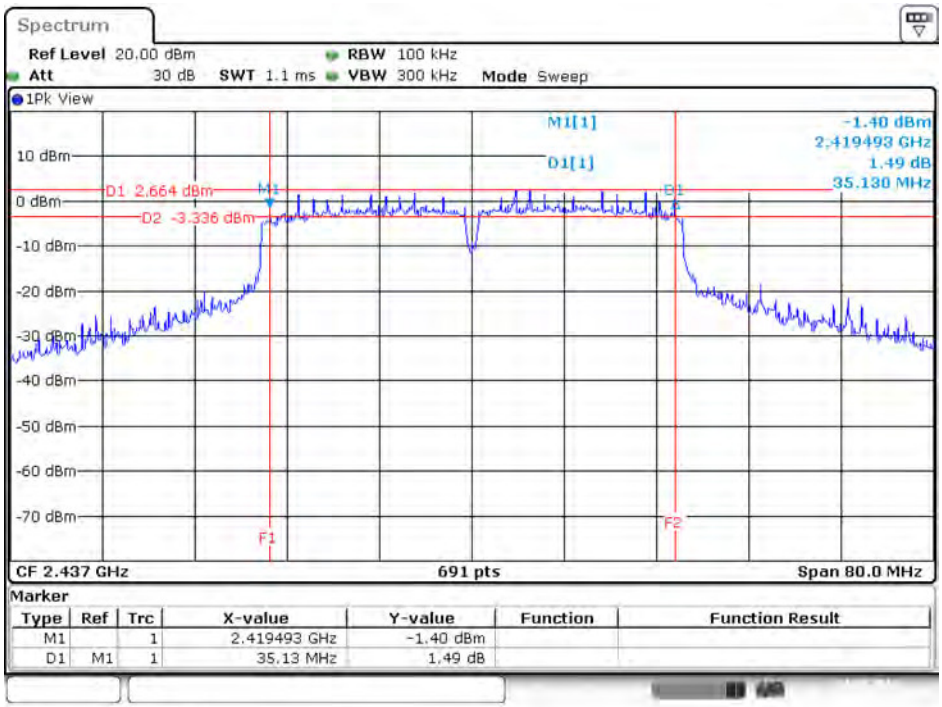

Date: 24.MAY.2016 10:30:49

99% Occupied Bandwidth Plot on Configuration IEEE 802.11ac MCS0/Nss1 VHT40 / 2452 MHz / Chain 5

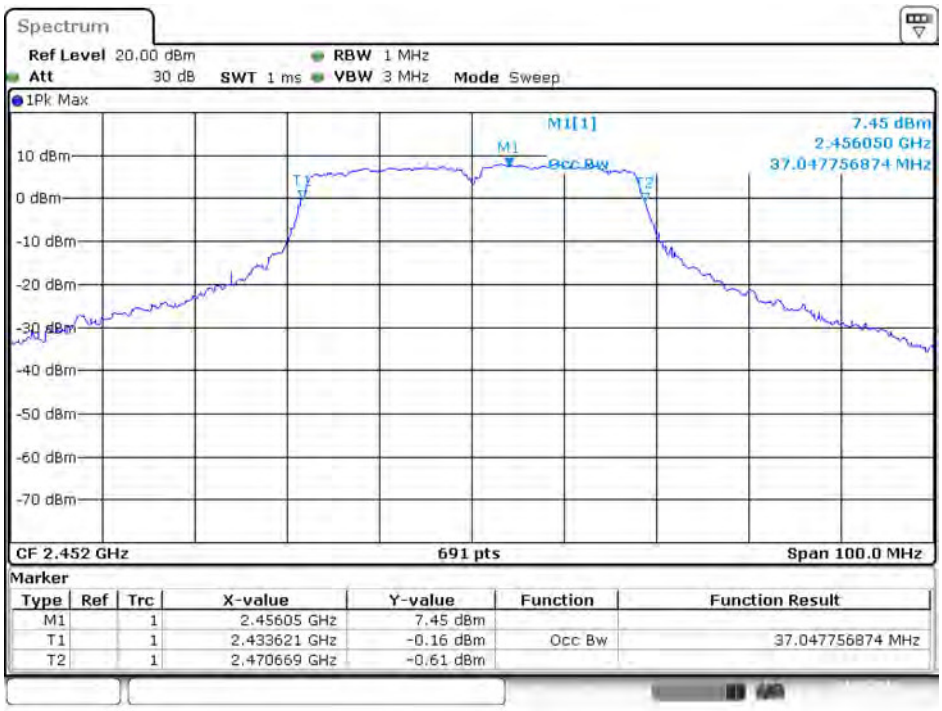

Date: 24.MAY.2016 10:33:18

4.5. Radiated Emissions Measurement

4.5.1. Limit

30dBc in any 100 kHz bandwidth outside the operating frequency band. In case the emission fall within the restricted band specified on 15.205(a), then the 15.209(a) limit in the table below has to be followed.

Frequencies (MHz)	Field Strength (micorvolts/meter)	Measurement Distance (meters)
0.009~0.490	2400/F(kHz)	300
0.490~1.705	24000/F(kHz)	30
1.705~30.0	30	30
30~88	100	3
88~216	150	3
216~960	200	3
Above 960	500	3

4.5.2. Measuring Instruments and Setting

Please refer to section 5 of equipments list in this report. The following table is the setting of spectrum analyzer and receiver.

Spectrum Parameter	Setting
Attenuation	Auto
Start Frequency	1000 MHz
Stop Frequency	10th carrier harmonic
RBW / VBW (Emission in restricted band)	1MHz / 3MHz for Peak, 1MHz / 1/T for Average
RBW / VBW (Emission in non-restricted band)	100kHz / 300kHz for peak

Receiver Parameter	Setting
Attenuation	Auto
Start ~ Stop Frequency	9kHz~150kHz / RBW 200Hz for QP
Start ~ Stop Frequency	150kHz~30MHz / RBW 9kHz for QP
Start ~ Stop Frequency	30MHz~1000MHz / RBW 120kHz for QP

4.5.3. Test Procedures

1. Configure the EUT according to ANSI C63.10. The EUT was placed on the top of the turntable 1.5 meter above ground. The phase center of the receiving antenna mounted on the top of a height-variable antenna tower was placed 1m & 3m far away from the turntable.
2. Power on the EUT and all the supporting units. The turntable was rotated by 360 degrees to determine the position of the highest radiation.
3. The height of the broadband receiving antenna was varied between one meter and four meters above ground to find the maximum emissions field strength of both horizontal and vertical polarization.
4. For each suspected emissions, the antenna tower was scan (from 1 m to 4 m) and then the turntable was rotated (from 0 degree to 360 degrees) to find the maximum reading.
5. Set the test-receiver system to Peak or CISPR quasi-peak Detect Function with specified bandwidth under Maximum Hold Mode.
6. For emissions above 1GHz, use 1MHz VBW and 3MHz RBW for peak reading. Then 1MHz RBW and 1/T VBW for average reading in spectrum analyzer.
7. If the emissions level of the EUT in peak mode was 3 dB lower than the average limit specified, then testing will be stopped and peak values of EUT will be reported, otherwise, the emissions which do not have 3 dB margin will be repeated one by one using the quasi-peak method for below 1GHz.
8. For testing above 1GHz, the emissions level of the EUT in peak mode was lower than average limit (that means the emissions level in peak mode also complies with the limit in average mode), then testing will be stopped and peak values of EUT will be reported, otherwise, the emissions will be measured in average mode again and reported.
9. In case the emission is lower than 30MHz, loop antenna has to be used for measurement and the recorded data should be QP measured by receiver. High – Low scan is not required in this case.

4.5.4. Test Setup Layout

For Radiated Emissions: 9kHz ~30MHz

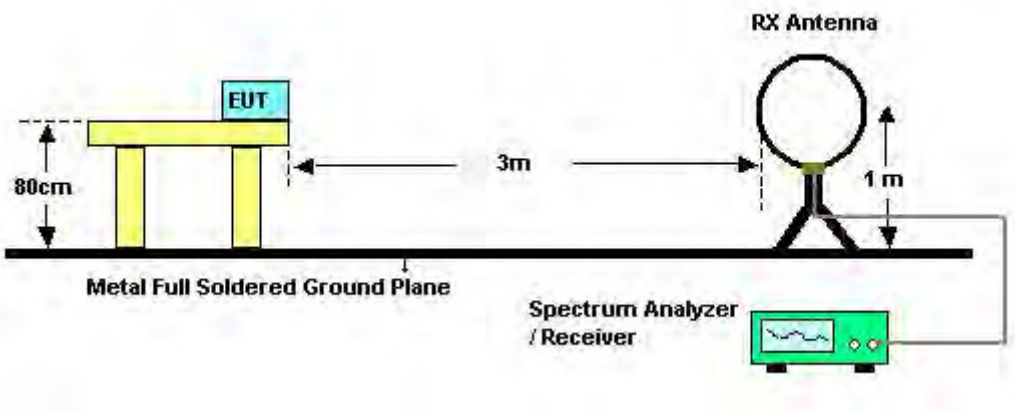

For Radiated Emissions: 30MHz~1GHz

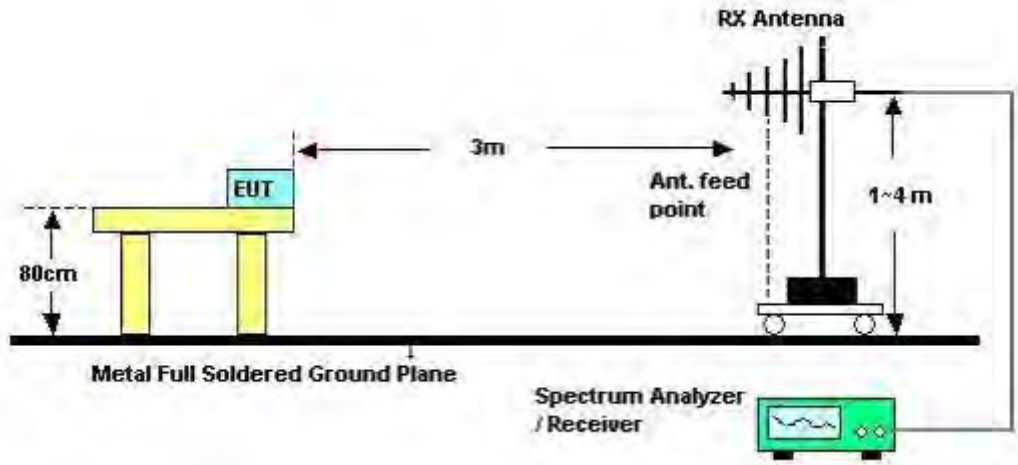

For Radiated Emissions: Above 1GHz

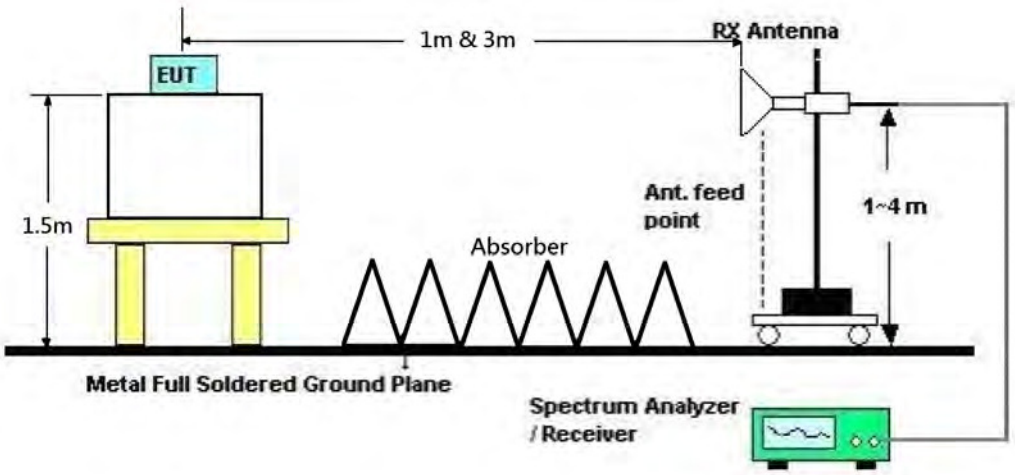

4.5.5. Test Deviation

There is no deviation with the original standard.

4.5.6. EUT Operation during Test

<For Non-beamforming Mode>

The EUT was programmed to be in continuously transmitting mode.

<For Beamforming Mode>

The EUT was programmed to be in beamforming transmitting mode.

4.5.7. Results of Radiated Emissions (9kHz~30MHz)

Temperature	22°C	Humidity	56%
Test Engineer	Nyle Chang & Peter Wu & Gary Chu & DK Chang & Eddie Weng & Stim Song & Brain Sun	Configurations	Normal Link
Test Date	May 20, 2016		

Freq. (MHz)	Level (dBuV)	Over Limit (dB)	Limit Line (dBuV)	Remark
-	-	-	-	See Note

Note:

The amplitude of spurious emissions which are attenuated by more than 20 dB below the permissible value has no need to be reported.

Distance extrapolation factor = 40 log (specific distance / test distance) (dB);

Limit line = specific limits (dBuV) + distance extrapolation factor.

4.5.8. Results of Radiated Emissions (30MHz~1GHz)

Temperature	22°C	Humidity	56%
Test Engineer	Nyle Chang & Peter Wu & Gary Chu & DK Chang & Eddie Weng & Stim Song & Brain Sun	Configurations	Normal Link
Test Mode	Mode 6		

Horizontal

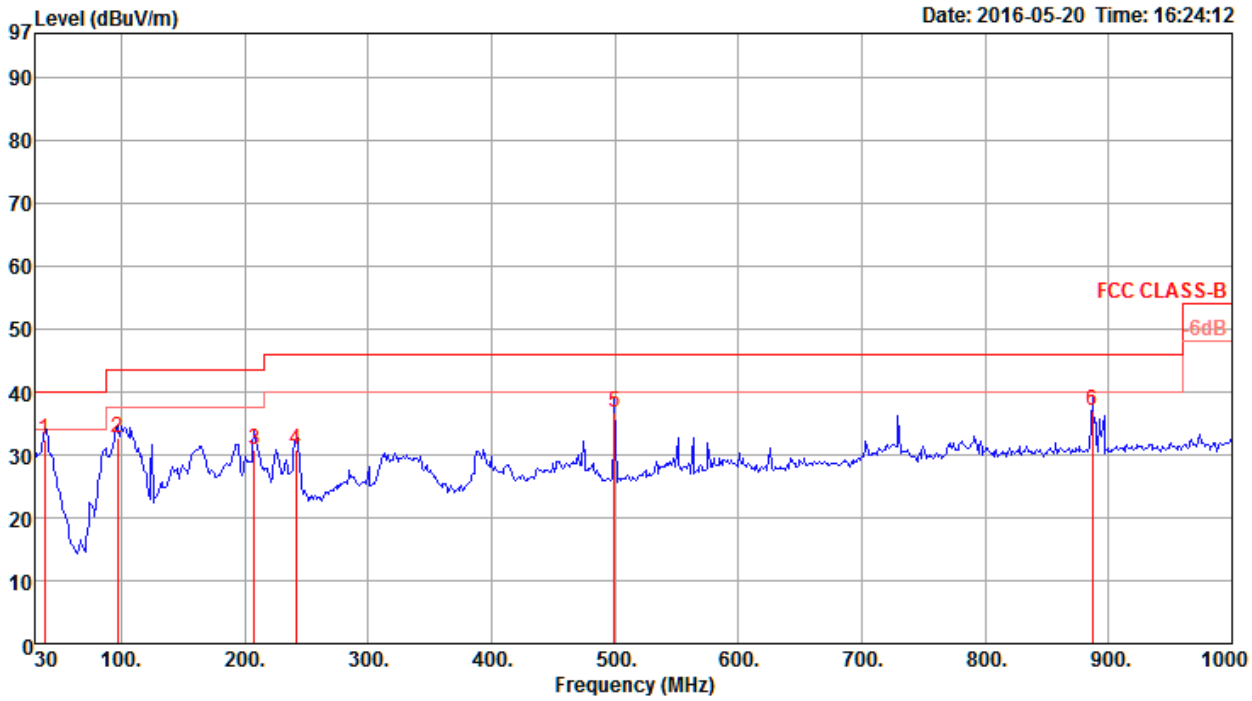

	Freq	Level	Limit Line	Over Limit	Read Level	Cable Loss	Antenna Factor	Preamp Factor	T/Pos	A/Pos	Remark	Pol/Phase
	MHz	dBuV/m	dBuV/m	dB	dBuV	dB	dB/m	dB	deg	cm		
1	37.76	32.30	40.00	-7.70	40.85	0.26	20.76	29.57	200	125	QP	HORIZONTAL
2	96.93	32.82	43.50	-10.68	45.22	0.67	16.30	29.37	123	136	QP	HORIZONTAL
3	207.51	30.69	43.50	-12.81	42.14	1.16	16.28	28.89	302	199	QP	HORIZONTAL
4	241.46	30.79	46.00	-15.21	40.55	1.29	18.03	29.08	308	137	QP	HORIZONTAL
5	499.48	36.85	46.00	-9.15	40.37	2.04	23.90	29.46	129	163	QP	HORIZONTAL
6	886.51	37.08	46.00	-8.92	34.89	2.94	27.42	28.17	208	196	QP	HORIZONTAL

Vertical

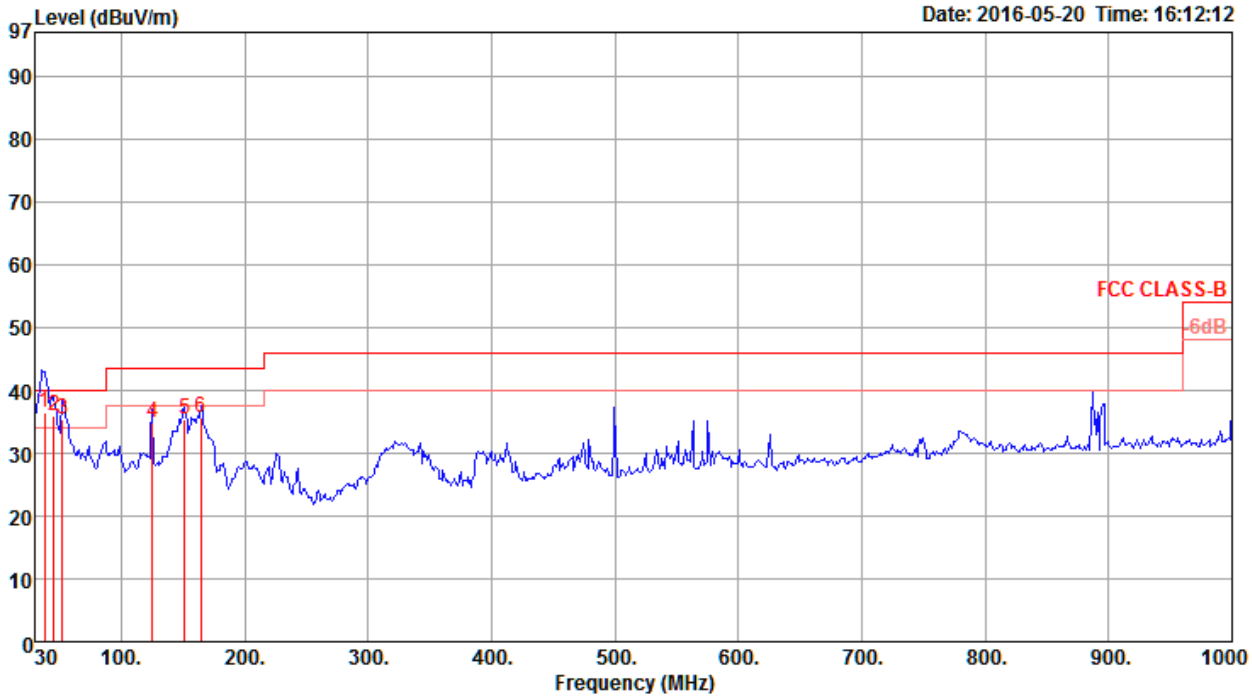

	Freq	Level	Limit Line	Over Limit	Read Level	Cable Loss	Antenna Factor	Preamp Factor	T/Pos	A/Pos	Remark	Pol/Phase
	MHz	dBuV/m	dBuV/m	dB	dBuV	dB	dB/m	dB	deg	cm		
1	37.76	36.48	40.00	-3.52	45.03	0.26	20.76	29.57	220	157	QP	VERTICAL
2	45.52	35.82	40.00	-4.18	48.56	0.33	16.48	29.55	226	189	QP	VERTICAL
3	52.31	35.46	40.00	-4.54	50.64	0.40	13.95	29.53	145	201	QP	VERTICAL
4	125.06	34.93	43.50	-8.57	45.09	0.82	18.25	29.23	122	196	QP	VERTICAL
5	151.25	35.30	43.50	-8.20	46.71	0.92	16.76	29.09	266	174	QP	VERTICAL
6	164.83	35.65	43.50	-7.85	47.54	0.99	16.15	29.03	241	146	QP	VERTICAL

Note:

The amplitude of spurious emissions which are attenuated by more than 20 dB below the permissible value has no need to be reported.

Emission level (dBuV/m) = 20 log Emission level (uV/m).

Corrected Reading: Antenna Factor + Cable Loss + Read Level - Preamp Factor = Level.

4.5.9. Results for Radiated Emissions (1GHz~10th Harmonic)

<For Radio 1 Non-beamforming Mode>

Temperature	22°C	Humidity	56%
Test Engineer	Nyle Chang & Peter Wu & Gary Chu & DK Chang & Eddie Weng & Stim Song & Brain Sun	Configurations	IEEE 802.11b CH 1 / Chain 1 + Chain 2 + Chain 3 + Chain 4
Test Mode	Mode 1		

Horizontal

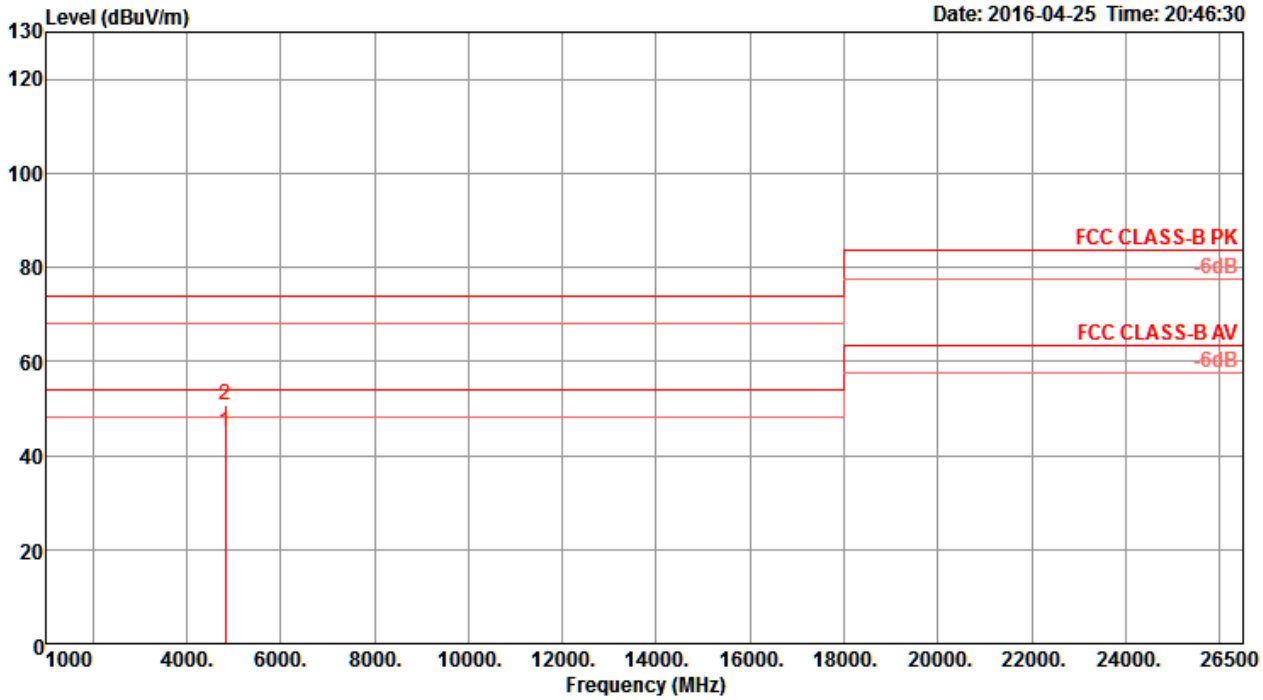

	Freq	Level	Limit Line	Over Limit	Read Level	Cable Loss	Antenna Factor	Preamp Factor	T/Pos	A/Pos	Remark	Pol/Phase
	MHz	dBuV/m	dBuV/m	dB	dBuV	dB	dB/m	dB	deg	cm		
1	4823.96	45.05	54.00	-8.95	40.73	6.02	32.82	34.52	316	235	Average	HORIZONTAL
2	4823.98	50.81	74.00	-23.19	46.49	6.02	32.82	34.52	316	235	Peak	HORIZONTAL

Vertical

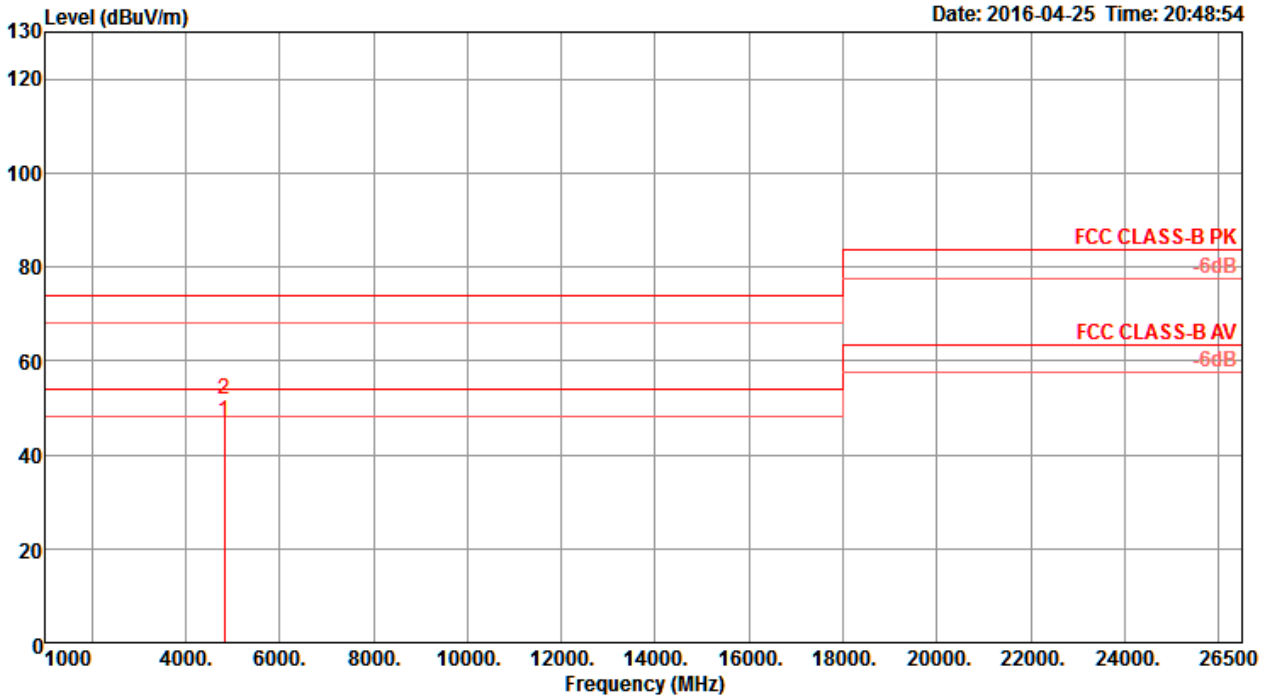

	Freq	Level	Limit Line	Over Limit	Read Level	Cable Loss	Antenna Factor	Preamp Factor	T/Pos	A/Pos	Remark	Pol/Phase
	MHz	dBuV/m	dBuV/m	dB	dBuV	dB	dB/m	dB	deg	cm		
1	4823.94	46.96	54.00	-7.04	42.64	6.02	32.82	34.52	187	256	Average	VERTICAL
2	4824.02	51.65	74.00	-22.35	47.33	6.02	32.82	34.52	187	256	Peak	VERTICAL

Temperature	22°C	Humidity	56%
Test Engineer	Nyle Chang & Peter Wu & Gary Chu & DK Chang & Eddie Weng & Stim Song & Brain Sun	Configurations	IEEE 802.11b CH 6 / Chain 1 + Chain 2 + Chain 3 + Chain 4
Test Mode	Mode 1		

Horizontal

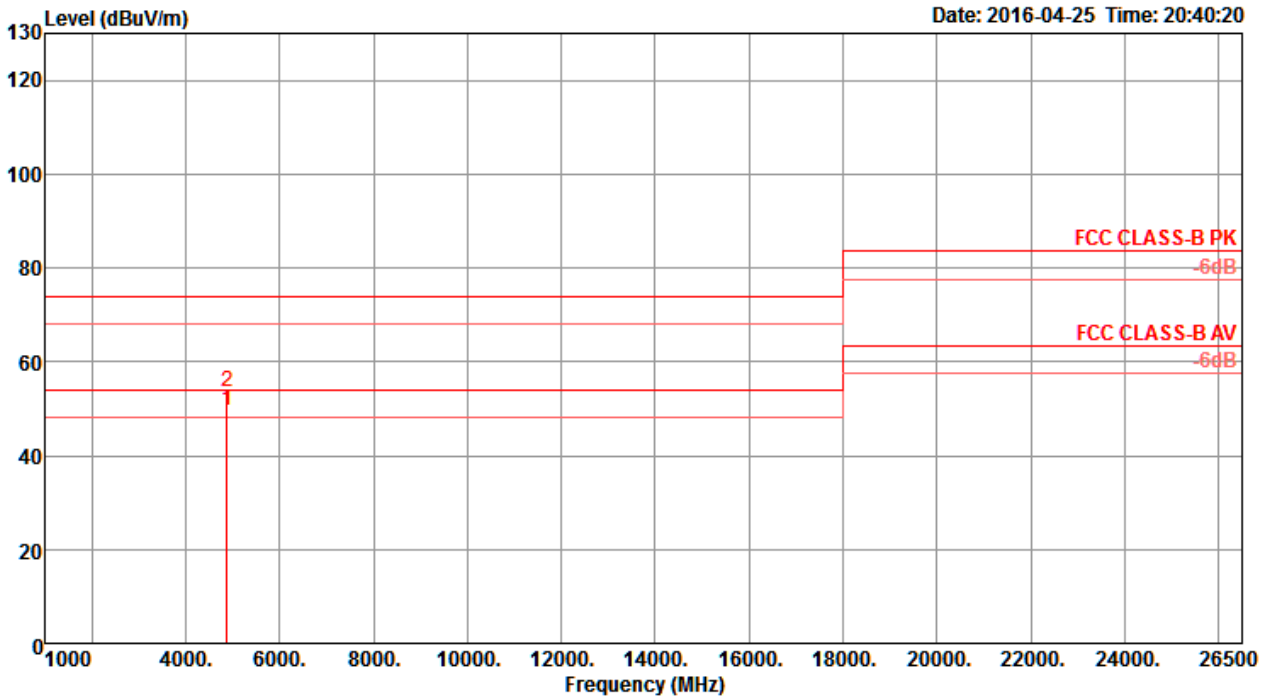

	Freq	Level	Limit Line	Over Limit	Read Level	Cable Loss	Antenna Factor	Preamp Factor	T/Pos	A/Pos	Remark	Pol/Phase
	MHz	dBuV/m	dBuV/m	dB	dBuV	dB	dB/m	dB	deg	cm		
1	4873.96	49.51	54.00	-4.49	45.09	6.02	32.91	34.51	336	301	Average	HORIZONTAL
2	4874.16	53.47	74.00	-20.53	49.05	6.02	32.91	34.51	336	301	Peak	HORIZONTAL

Vertical

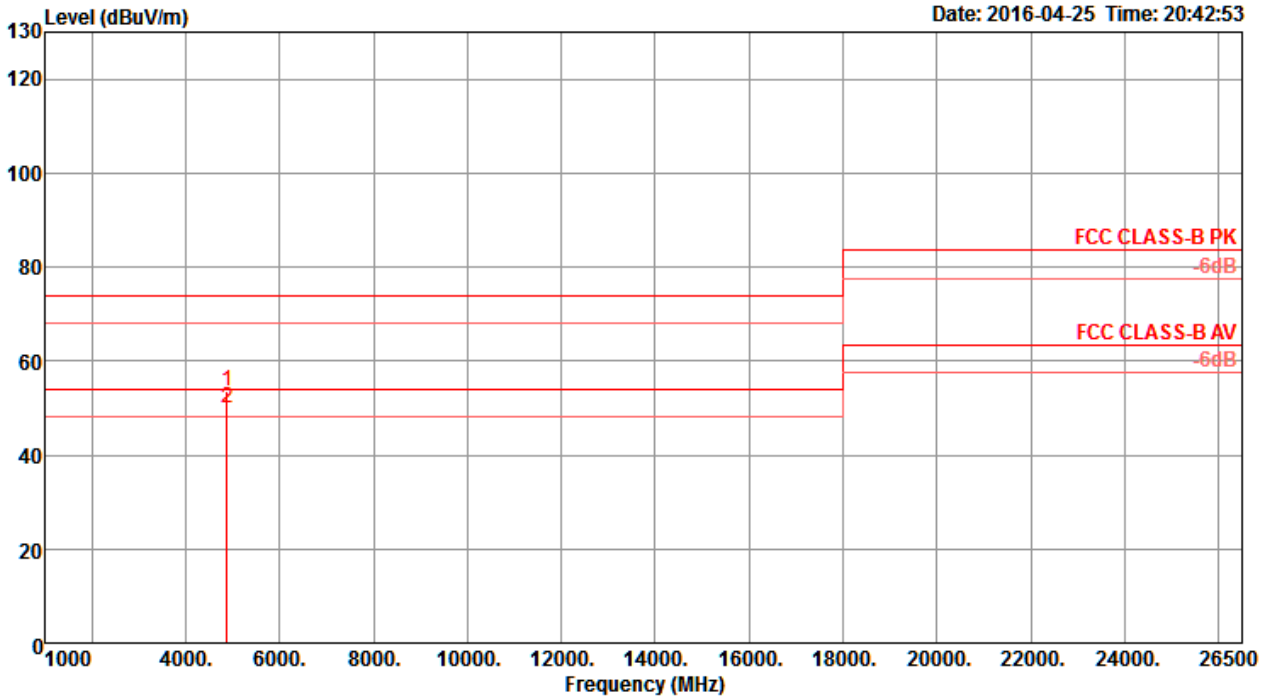

	Freq	Level	Limit Line	Over Limit	Read Level	Cable Loss	Antenna Factor	Preamp Factor	T/Pos	A/Pos	Remark	Pol/Phase
	MHz	dBuV/m	dBuV/m	dB	dBuV	dB	dB/m	dB	deg	cm		
1	4873.90	53.72	74.00	-20.28	49.30	6.02	32.91	34.51	34	305	Peak	VERTICAL
2	4873.98	50.07	54.00	-3.93	45.65	6.02	32.91	34.51	34	305	Average	VERTICAL

Temperature	22°C	Humidity	56%
Test Engineer	Nyle Chang & Peter Wu & Gary Chu & DK Chang & Eddie Weng & Stim Song & Brain Sun	Configurations	IEEE 802.11b CH 11 / Chain 1 + Chain 2 + Chain 3 + Chain 4
Test Mode	Mode 1		

Horizontal

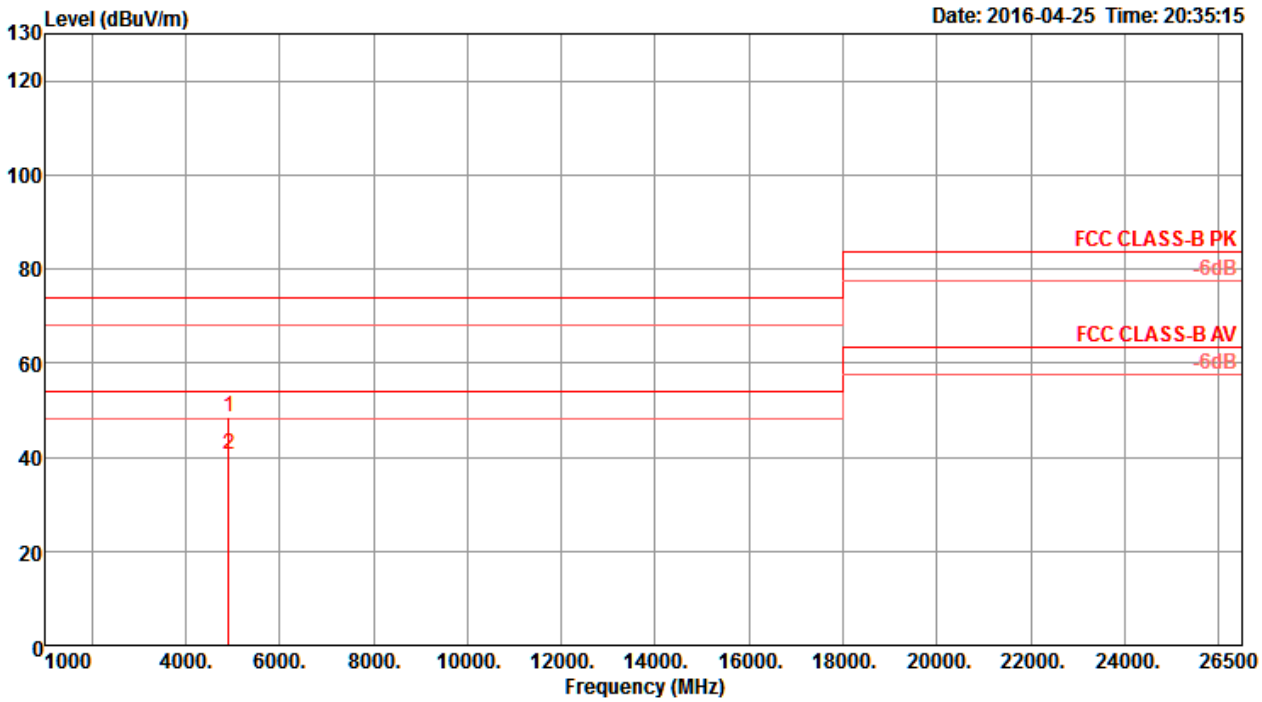

	Freq	Level	Limit Line	Over Limit	Read Level	Cable Loss	Antenna Factor	Preamp Factor	T/Pos	A/Pos	Remark	Pol/Phase
	MHz	dBuV/m	dBuV/m	dB	dBuV	dB	dB/m	dB	deg	cm		
1	4923.92	48.51	74.00	-25.49	44.00	6.01	32.99	34.49	319	153	Peak	HORIZONTAL
2	4924.00	40.59	54.00	-13.41	36.08	6.01	32.99	34.49	319	153	Average	HORIZONTAL

Vertical

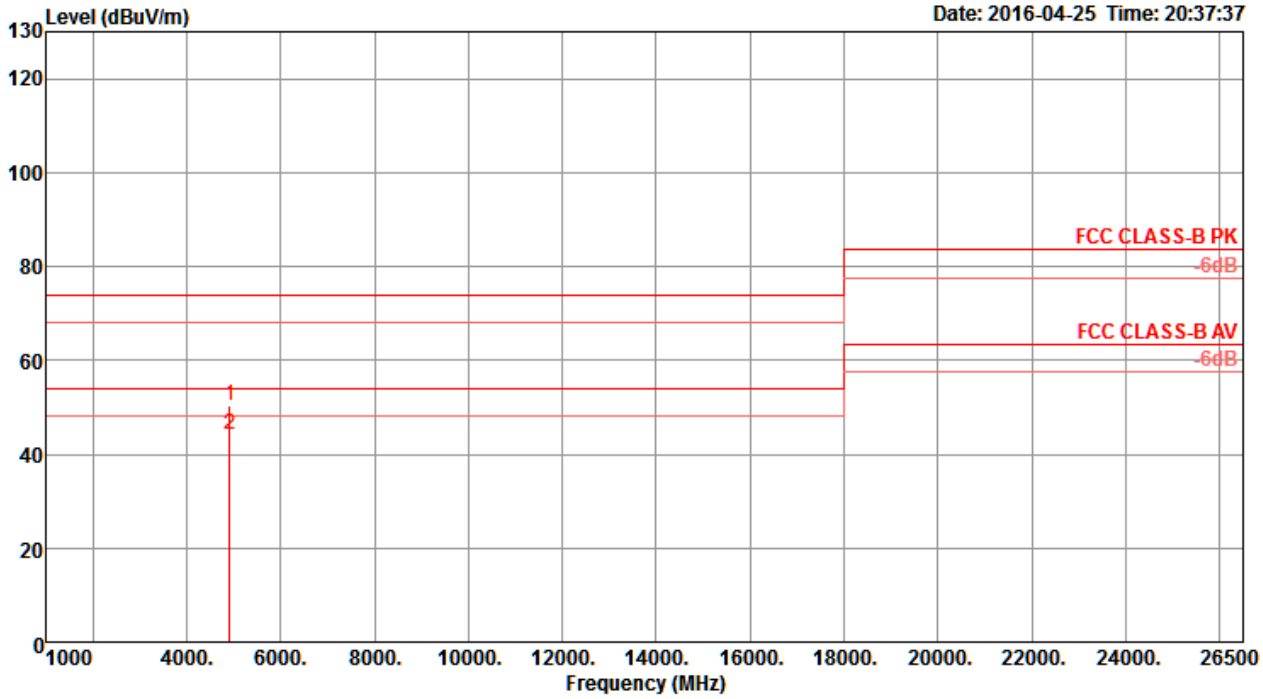

	Freq	Level	Limit Line	Over Limit	Read Level	Cable Loss	Antenna Factor	Preamp Factor	T/Pos	A/Pos	Remark	Pol/Phase
	MHz	dBuV/m	dBuV/m	dB	dBuV	dB	dB/m	dB	deg	cm		
1	4924.00	50.24	74.00	-23.76	45.73	6.01	32.99	34.49	38	320	Peak	VERTICAL
2	4924.00	44.16	54.00	-9.84	39.65	6.01	32.99	34.49	38	320	Average	VERTICAL

Temperature	22°C	Humidity	56%
Test Engineer	Nyle Chang & Peter Wu & Gary Chu & DK Chang & Eddie Weng & Stim Song & Brain Sun	Configurations	IEEE 802.11g CH 1 / Chain 1 + Chain 2 + Chain 3 + Chain 4
Test Mode	Mode 1		

Horizontal

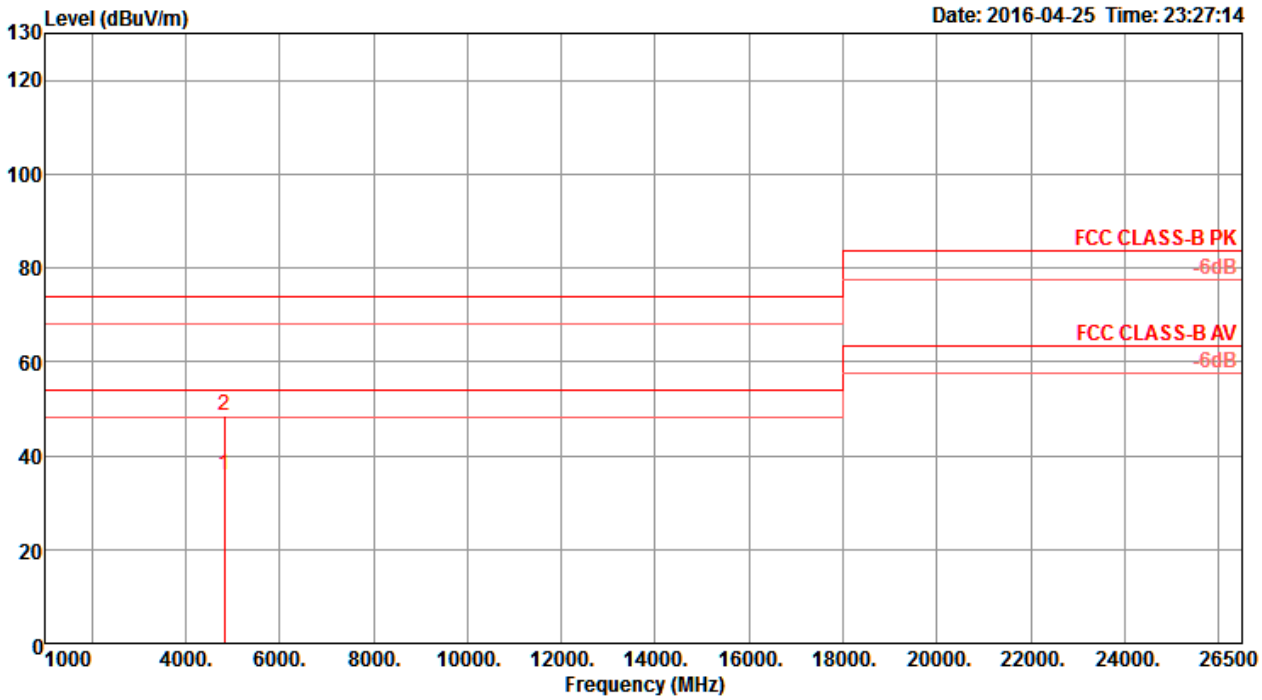

	Freq	Level	Limit Line	Over Limit	Read Level	Cable Loss	Antenna Factor	Preamp Factor	T/Pos	A/Pos	Remark	Pol/Phase
	MHz	dBuV/m	dBuV/m	dB	dBuV	dB	dB/m	dB	deg	cm		
1	4822.08	35.69	54.00	-18.31	29.81	7.58	32.82	34.52	24	169	Average	HORIZONTAL
2	4823.80	48.62	74.00	-25.38	42.74	7.58	32.82	34.52	24	169	Peak	HORIZONTAL

Vertical

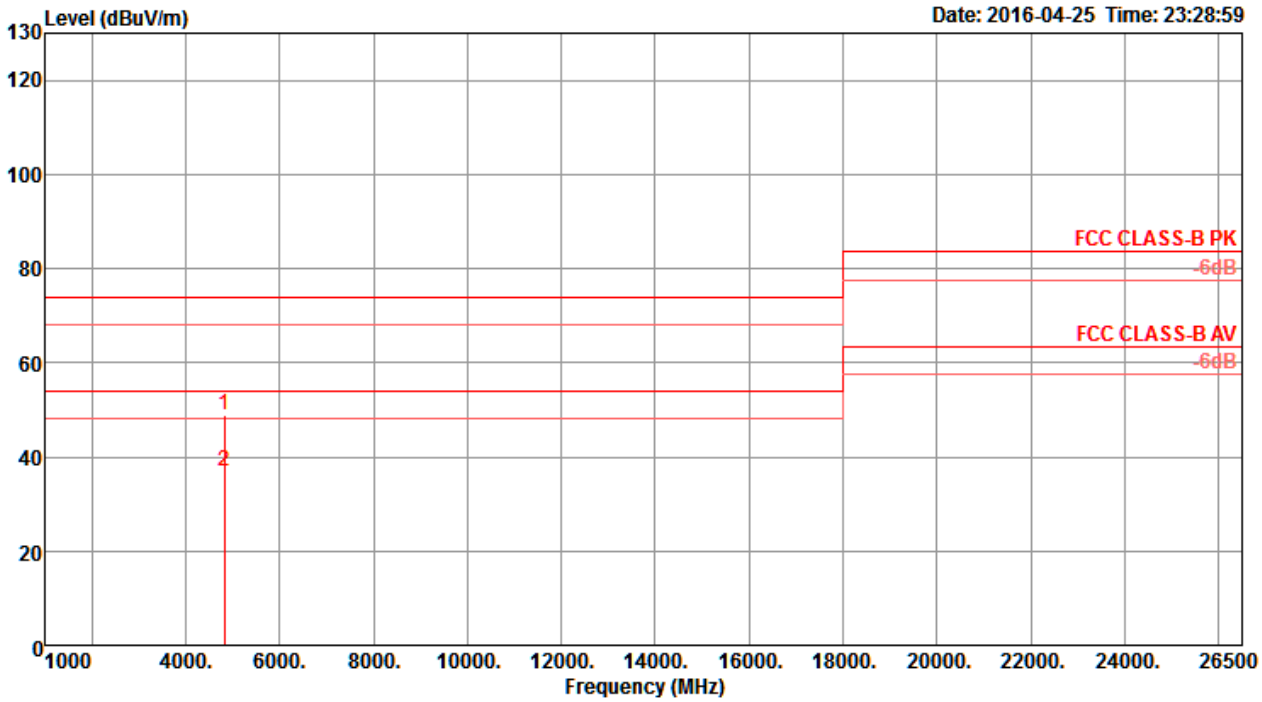

	Freq	Level	Limit Line	Over Limit	Read Level	Cable Loss	Antenna Factor	Preamp Factor	T/Pos	A/Pos	Remark	Pol/Phase
	MHz	dBuV/m	dBuV/m	dB	dBuV	dB	dB/m	dB	deg	cm		
1	4818.24	48.99	74.00	-25.01	43.11	7.58	32.82	34.52	262	169	Peak	VERTICAL
2	4821.96	36.77	54.00	-17.23	30.89	7.58	32.82	34.52	262	169	Average	VERTICAL

Temperature	22°C	Humidity	56%
Test Engineer	Nyle Chang & Peter Wu & Gary Chu & DK Chang & Eddie Weng & Stim Song & Brain Sun	Configurations	IEEE 802.11g CH 6 / Chain 1 + Chain 2 + Chain 3 + Chain 4
Test Mode	Mode 1		

Horizontal

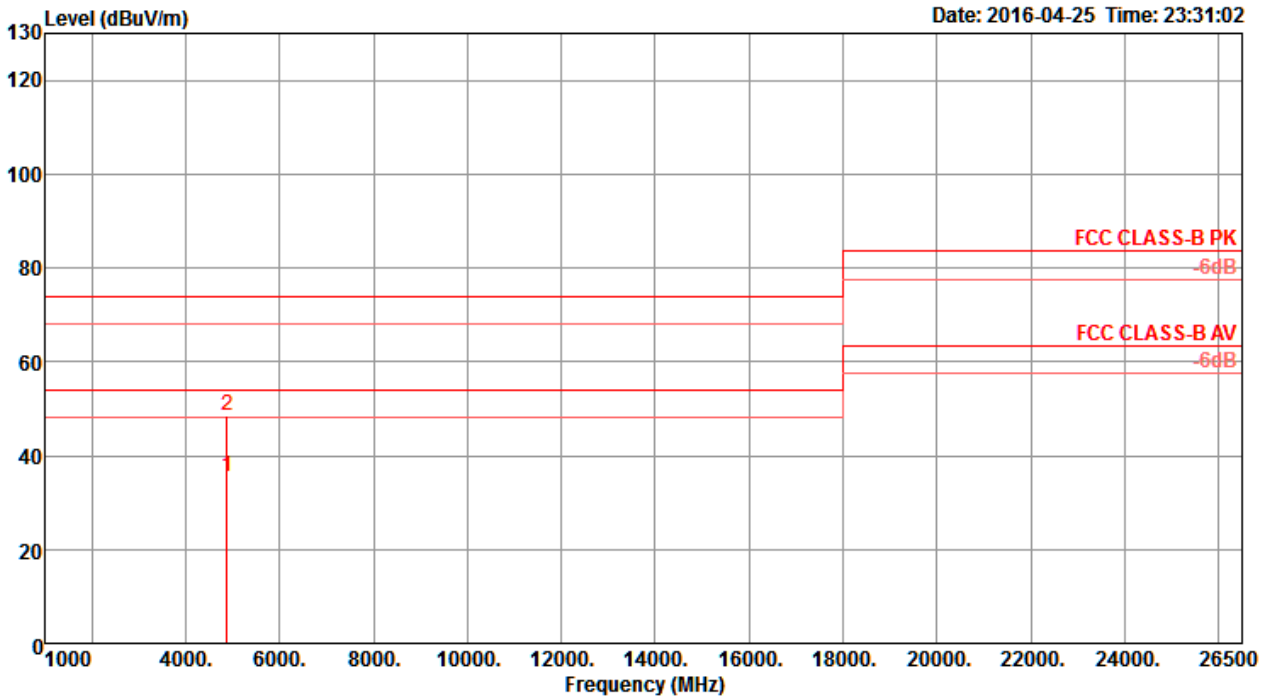

	Freq	Level	Limit Line	Over Limit	Read Level	Cable Loss	Antenna Factor	Preamp Factor	T/Pos	A/Pos	Remark	Pol/Phase
	MHz	dBuV/m	dBuV/m	dB	dBuV	dB	dB/m	dB	deg	cm		
1	4871.80	35.40	54.00	-18.60	29.40	7.60	32.91	34.51	134	196	Average	HORIZONTAL
2	4883.44	48.70	74.00	-25.30	42.67	7.60	32.93	34.50	134	196	Peak	HORIZONTAL

Vertical

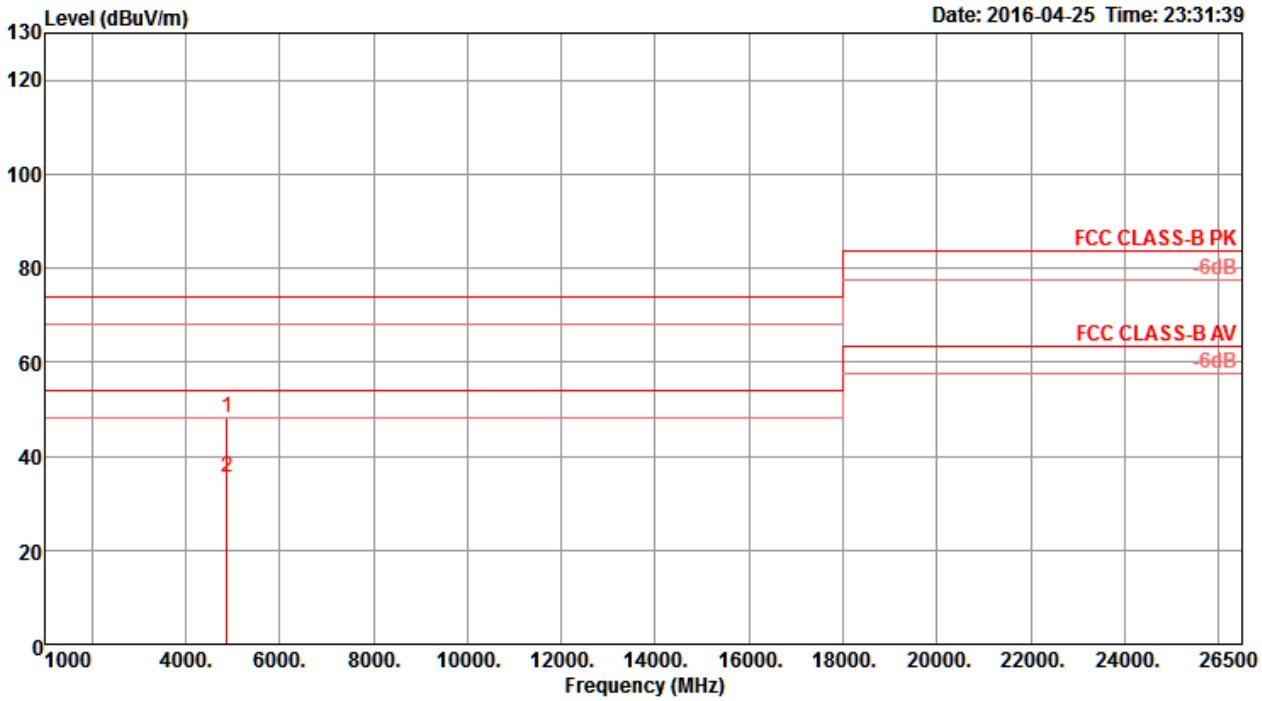

	Freq	Level	Limit Line	Over Limit	Read Level	Cable Loss	Antenna Factor	Preamp Factor	T/Pos	A/Pos	Remark	Pol/Phase
	MHz	dBuV/m	dBuV/m	dB	dBuV	dB	dB/m	dB	deg	cm		
1	4871.24	48.31	74.00	-25.69	42.31	7.60	32.91	34.51	171	202	Peak	VERTICAL
2	4872.08	35.65	54.00	-18.35	29.65	7.60	32.91	34.51	171	202	Average	VERTICAL

Temperature	22°C	Humidity	56%
Test Engineer	Nyle Chang & Peter Wu & Gary Chu & DK Chang & Eddie Weng & Stim Song & Brain Sun	Configurations	IEEE 802.11g CH 11 / Chain 1 + Chain 2 + Chain 3 + Chain 4
Test Mode	Mode 1		

Horizontal

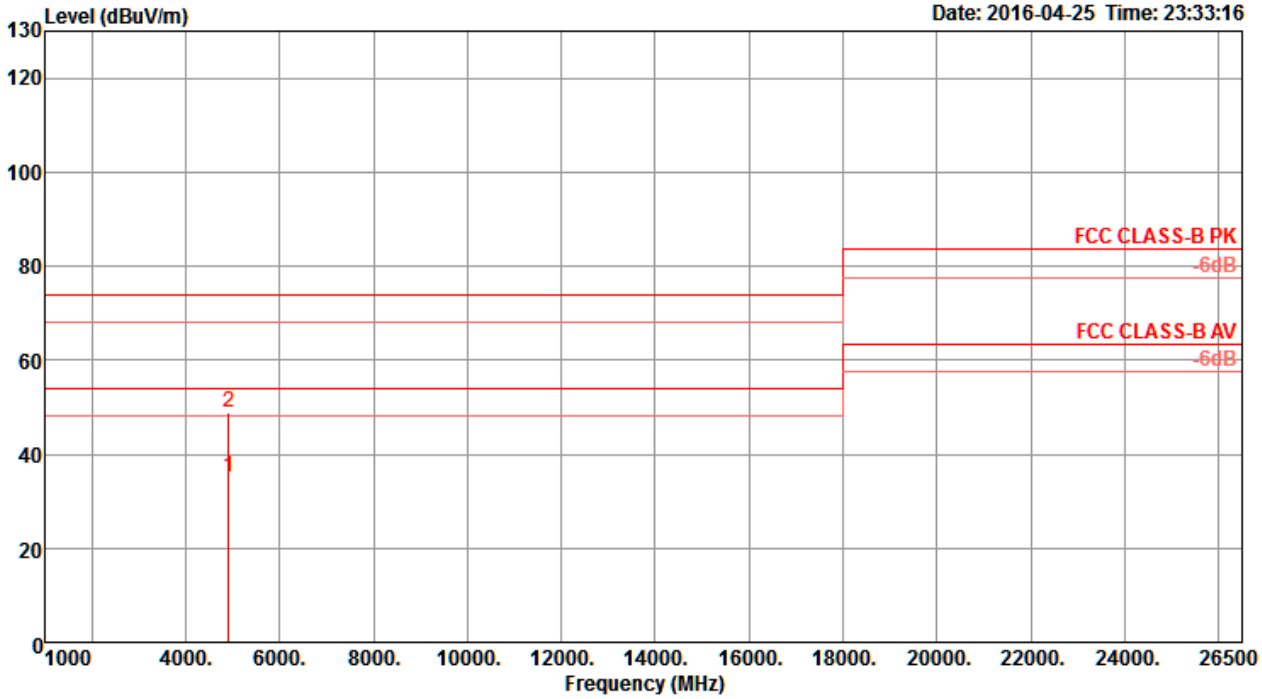

	Freq	Level	Limit Line	Over Limit	Read Level	Cable Loss	Antenna Factor	Preamp Factor	T/Pos	A/Pos	Remark	Pol/Phase
	MHz	dBuV/m	dBuV/m	dB	dBuV	dB	dB/m	dB	deg	cm		
1	4918.80	35.12	54.00	-18.88	29.03	7.61	32.97	34.49	129	164	Average	HORIZONTAL
2	4922.28	48.79	74.00	-25.21	42.70	7.61	32.97	34.49	129	164	Peak	HORIZONTAL

Vertical

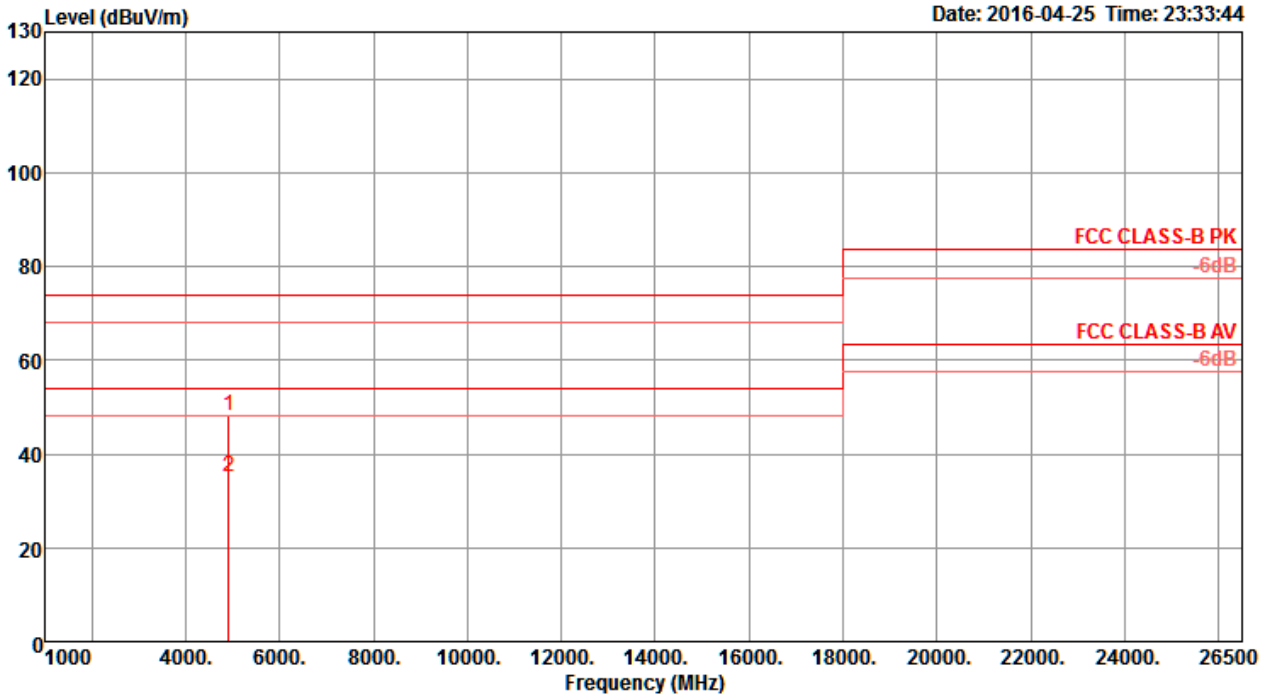

	Freq	Level	Limit Line	Over Limit	Read Level	Cable Loss	Antenna Factor	Preamp Factor	T/Pos	A/Pos	Remark	Pol/Phase
	MHz	dBuV/m	dBuV/m	dB	dBuV	dB	dB/m	dB	deg	cm		
1	4918.72	48.33	74.00	-25.67	42.24	7.61	32.97	34.49	181	152	Peak	VERTICAL
2	4920.68	35.05	54.00	-18.95	28.96	7.61	32.97	34.49	181	152	Average	VERTICAL

Temperature	22°C	Humidity	56%
Test Engineer	Nyle Chang & Peter Wu & Gary Chu & DK Chang & Eddie Weng & Stim Song & Brain Sun	Configurations	IEEE 802.11ac MCS0/Nss1 VHT20 CH 1 / Chain 1 + Chain 2 + Chain 3 + Chain 4
Test Mode	Mode 1		

Horizontal

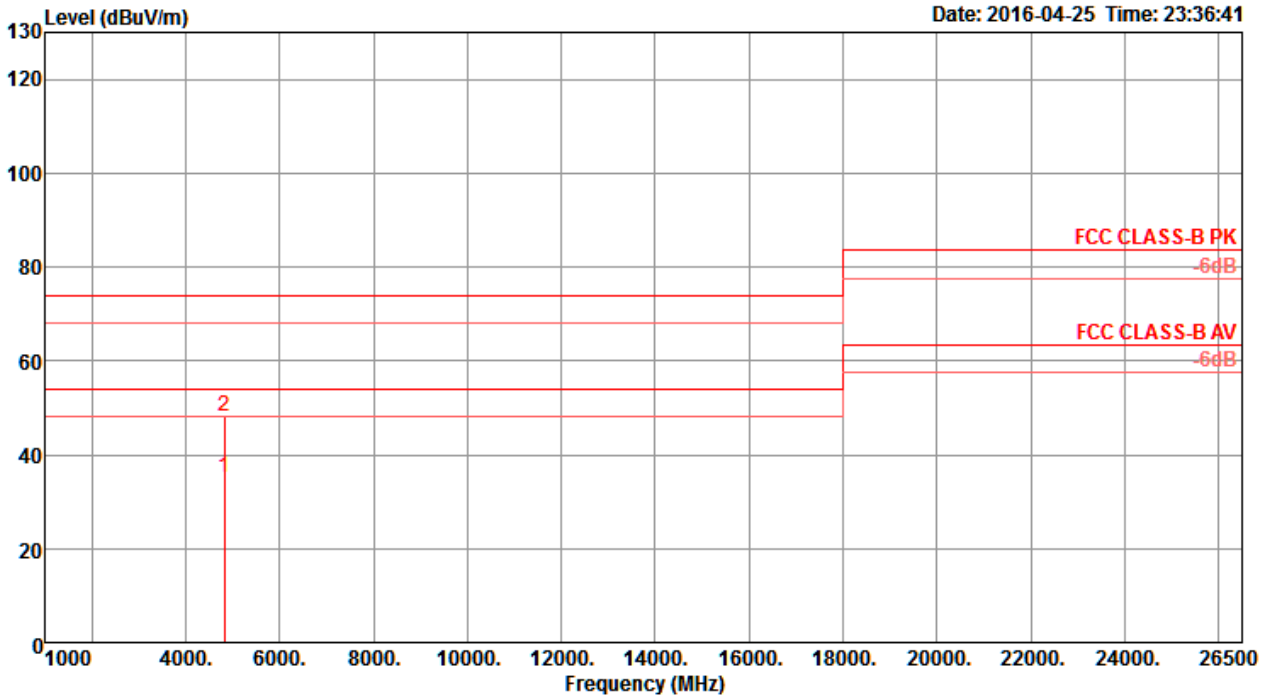

	Freq	Level	Limit Line	Over Limit	Read Level	Cable Loss	Antenna Factor	Preamp Factor	T/Pos	A/Pos	Remark	Pol/Phase
	MHz	dBuV/m	dBuV/m	dB	dBuV	dB	dB/m	dB	deg	cm		
1	4820.64	35.09	54.00	-18.91	29.21	7.58	32.82	34.52	153	171	Average	HORIZONTAL
2	4831.72	48.06	74.00	-25.94	42.16	7.58	32.84	34.52	153	171	Peak	HORIZONTAL

Vertical

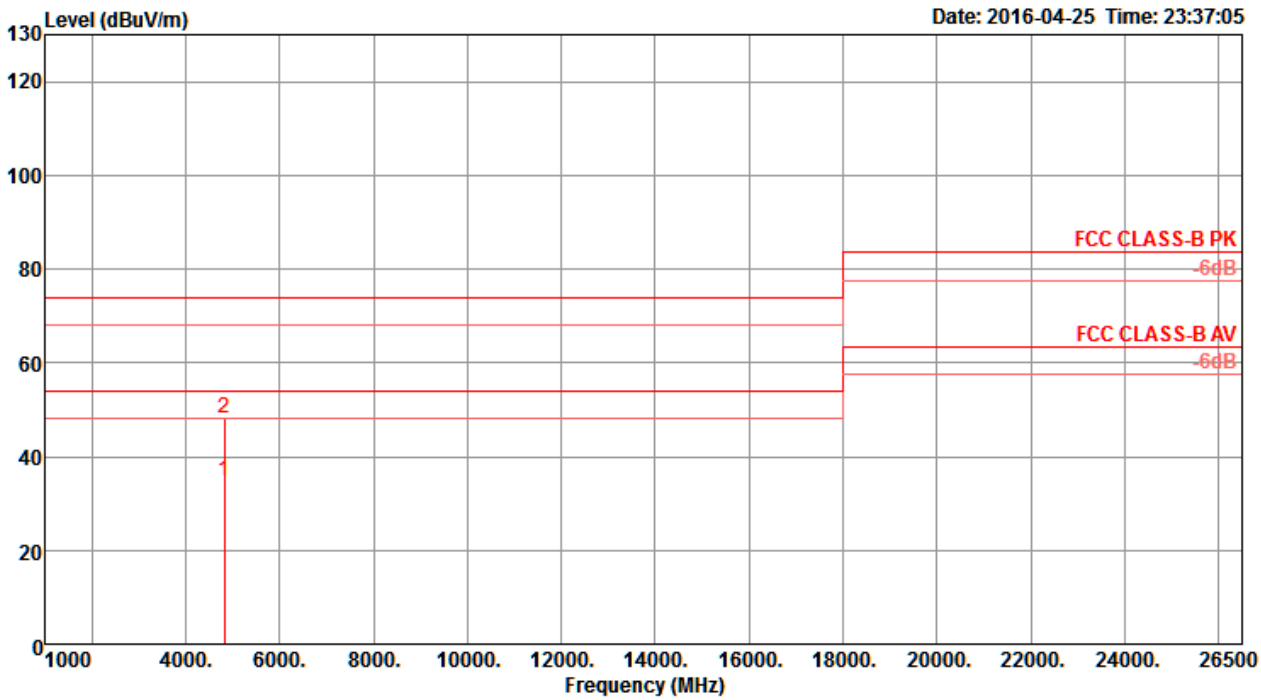

	Freq	Level	Limit Line	Over Limit	Read Level	Cable Loss	Antenna Factor	Preamp Factor	T/Pos	A/Pos	Remark	Pol/Phase
	MHz	dBuV/m	dBuV/m	dB	dBuV	dB	dB/m	dB	deg	cm		
1	4824.96	34.86	54.00	-19.14	28.98	7.58	32.82	34.52	196	155	Average	VERTICAL
2	4828.72	48.31	74.00	-25.69	42.41	7.58	32.84	34.52	196	155	Peak	VERTICAL

Temperature	22°C	Humidity	56%
Test Engineer	Nyle Chang & Peter Wu & Gary Chu & DK Chang & Eddie Weng & Stim Song & Brain Sun	Configurations	IEEE 802.11ac MCS0/Nss1 VHT20 CH 6 / Chain 1 + Chain 2 + Chain 3 + Chain 4
Test Mode	Mode 1		

Horizontal

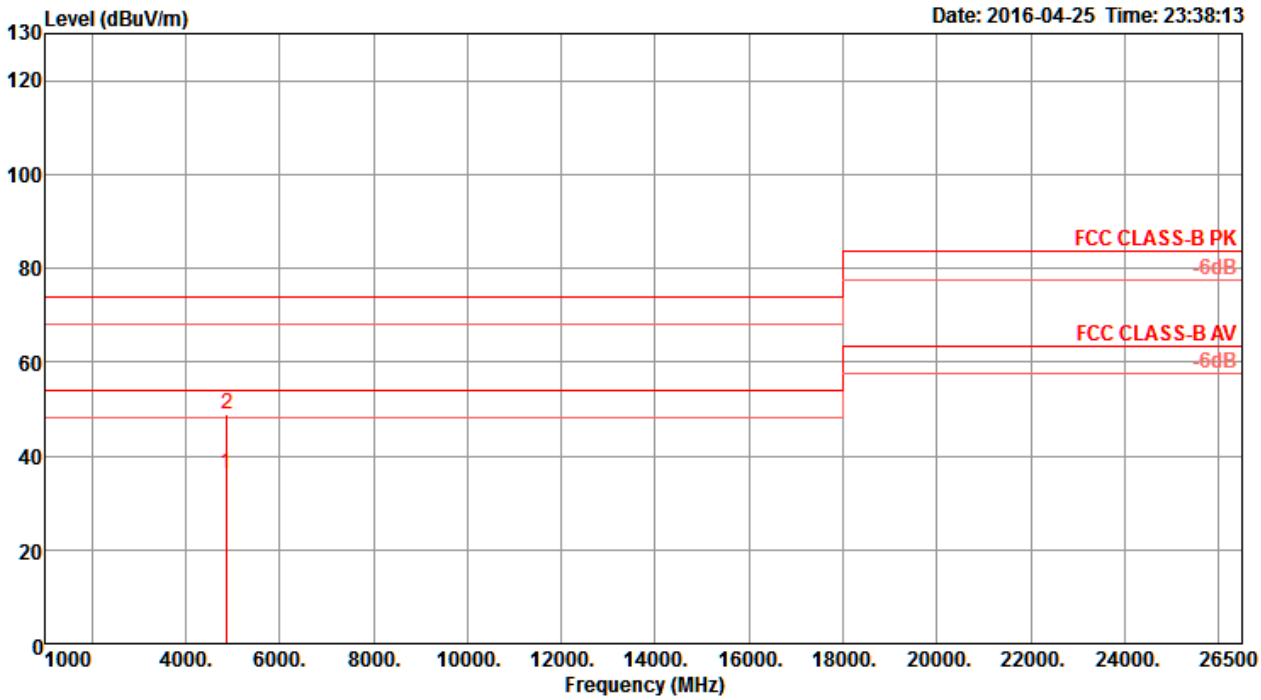

	Freq	Level	Limit Line	Over Limit	Read Level	Cable Loss	Antenna Factor	Preamp Factor	T/Pos	A/Pos	Remark	Pol/Phase
	MHz	dBuV/m	dBuV/m	dB	dBuV	dB	dB/m	dB	deg	cm		
1	4870.20	36.04	54.00	-17.96	30.04	7.60	32.91	34.51	164	173	Average	HORIZONTAL
2	4875.56	48.73	74.00	-25.27	42.73	7.60	32.91	34.51	164	173	Peak	HORIZONTAL

Vertical

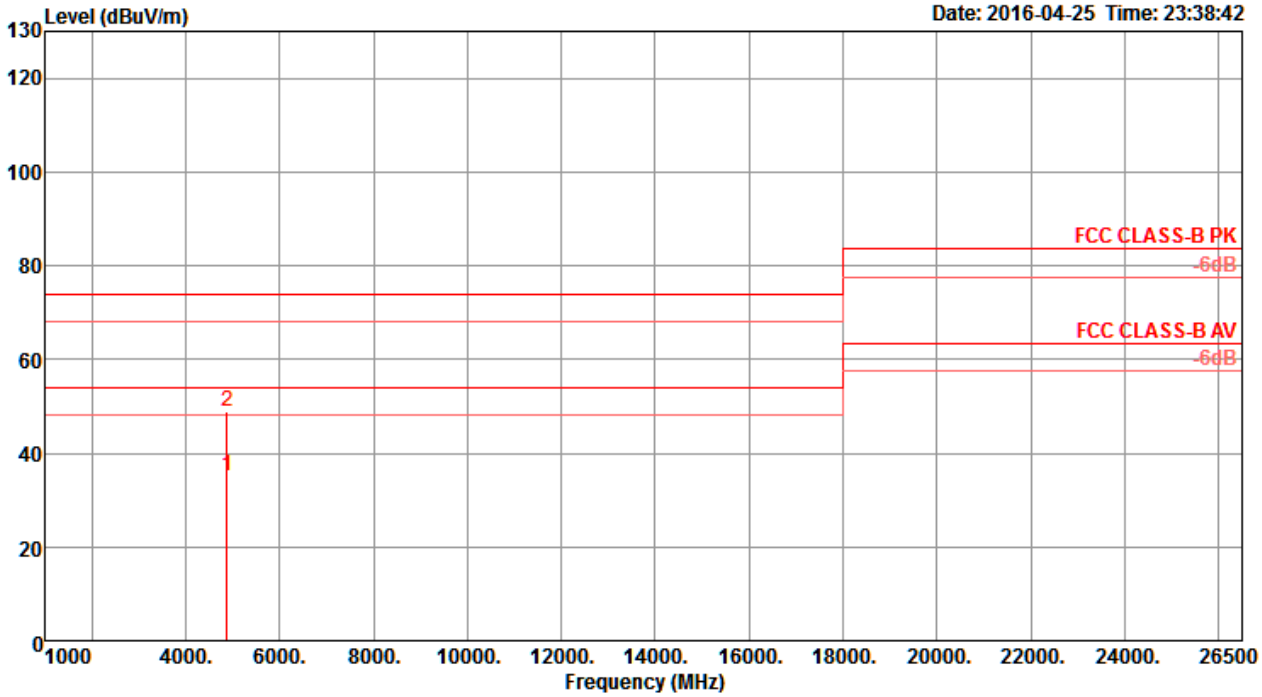

	Freq	Level	Limit Line	Over Limit	Read Level	Cable Loss	Antenna Factor	Preamp Factor	T/Pos	A/Pos	Remark	Pol/Phase
	MHz	dBuV/m	dBuV/m	dB	dBuV	dB	dB/m	dB	deg	cm		
1	4873.24	35.07	54.00	-18.93	29.07	7.60	32.91	34.51	199	240	Average	VERTICAL
2	4875.52	48.89	74.00	-25.11	42.89	7.60	32.91	34.51	199	240	Peak	VERTICAL

Temperature	22°C	Humidity	56%
Test Engineer	Nyle Chang & Peter Wu & Gary Chu & DK Chang & Eddie Weng & Stim Song & Brain Sun	Configurations	IEEE 802.11ac MCS0/Nss1 VHT20 CH 11 / Chain 1 + Chain 2 + Chain 3 + Chain 4
Test Mode	Mode 1		

Horizontal

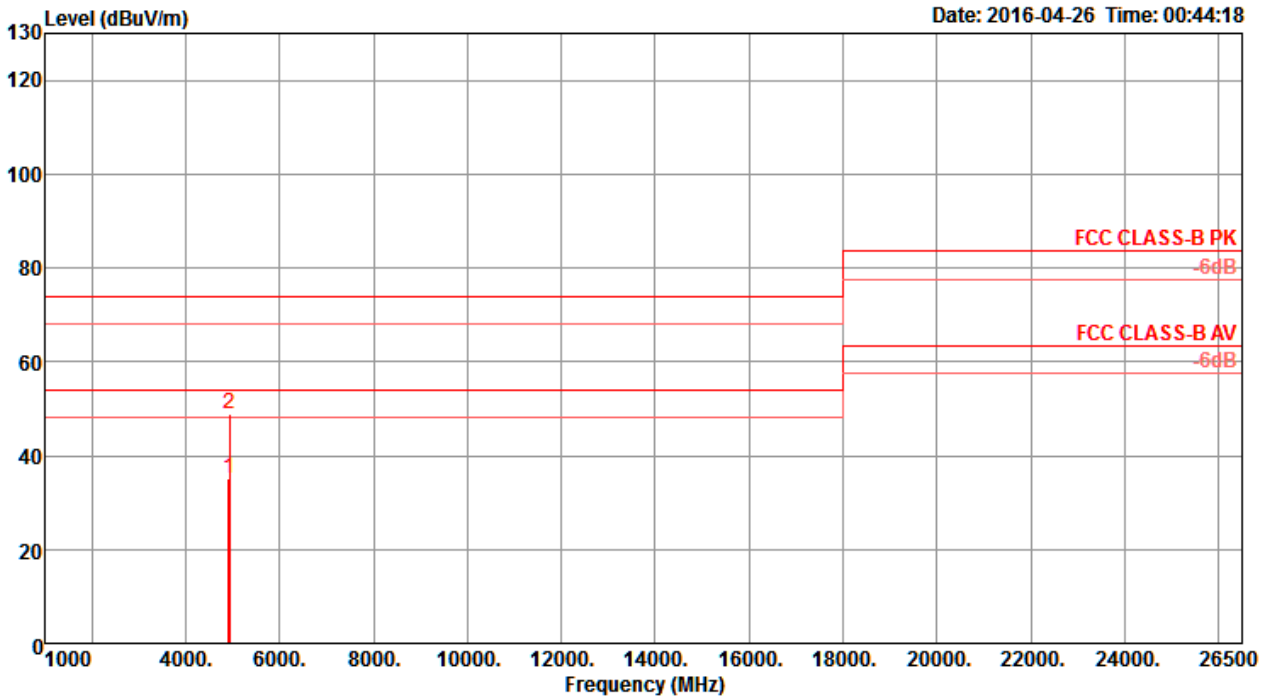

	Freq	Level	Limit Line	Over Limit	Read Level	Cable Loss	Antenna Factor	Preamp Factor	T/Pos	A/Pos	Remark	Pol/Phase
	MHz	dBuV/m	dBuV/m	dB	dBuV	dB	dB/m	dB	deg	cm		
1	4920.04	35.17	54.00	-18.83	29.08	7.61	32.97	34.49	243	209	Average	HORIZONTAL
2	4928.84	49.00	74.00	-25.00	42.88	7.62	32.99	34.49	243	209	Peak	HORIZONTAL

Vertical

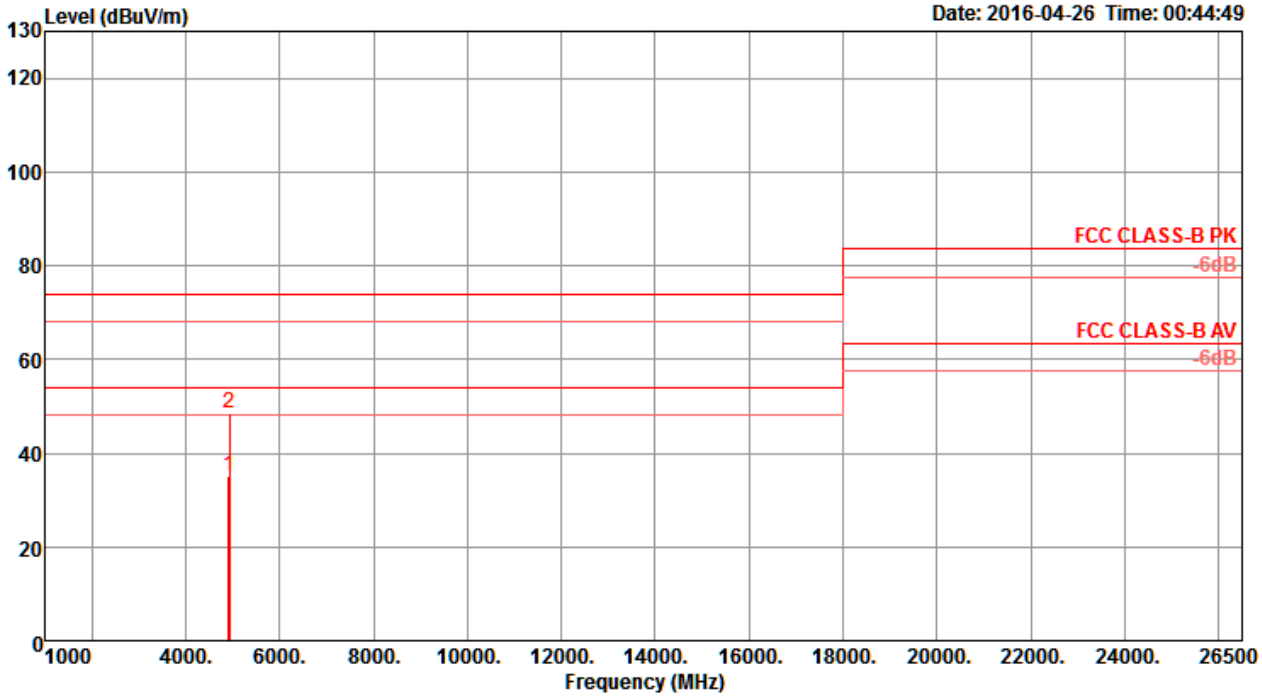

	Freq	Level	Limit Line	Over Limit	Read Level	Cable Loss	Antenna Factor	Preamp Factor	T/Pos	A/Pos	Remark	Pol/Phase
	MHz	dBuV/m	dBuV/m	dB	dBuV	dB	dB/m	dB	deg	cm		
1	4917.16	35.15	54.00	-18.85	29.06	7.61	32.97	34.49	190	195	Average	VERTICAL
2	4933.16	48.45	74.00	-25.55	42.33	7.62	32.99	34.49	190	195	Peak	VERTICAL

Temperature	22°C	Humidity	56%
Test Engineer	Nyle Chang & Peter Wu & Gary Chu & DK Chang & Eddie Weng & Stim Song & Brain Sun	Configurations	IEEE 802.11ac MCS0/Nss1 VHT40 CH 3 / Chain 1 + Chain 2 + Chain 3 + Chain 4
Test Mode	Mode 1		

Horizontal

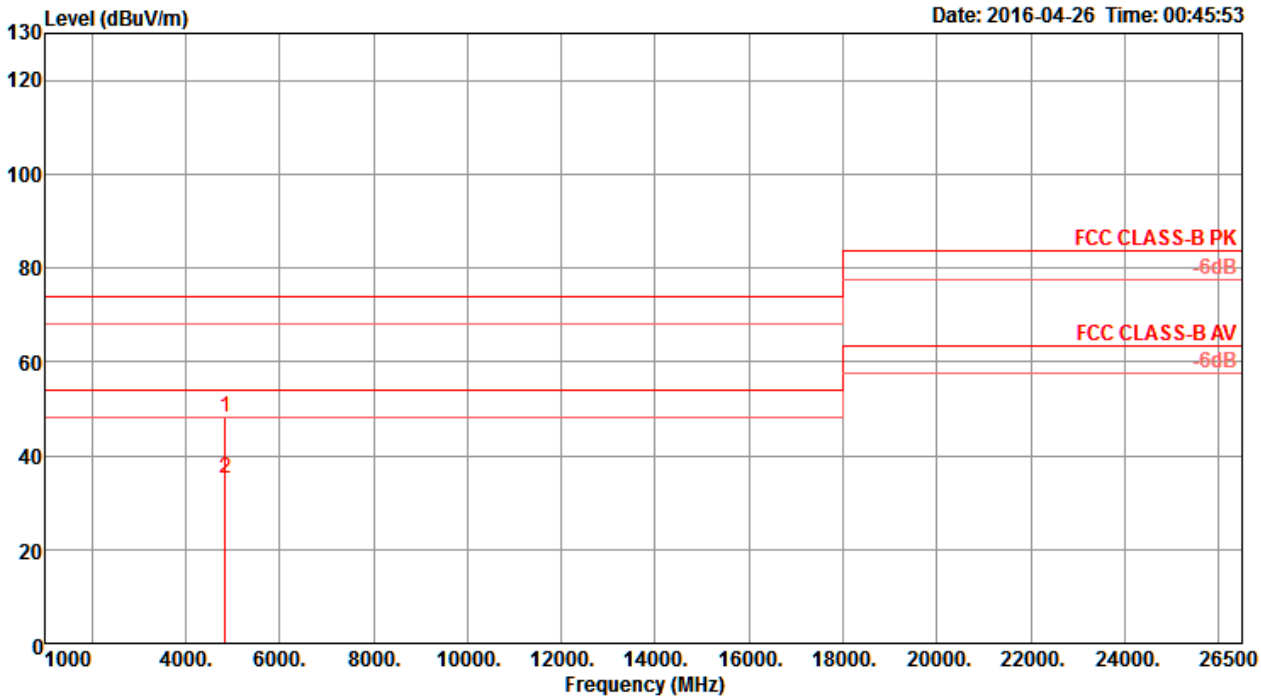

	Freq	Level	Limit Line	Over Limit	Read Level	Cable Loss	Antenna Factor	Preamp Factor	T/Pos	A/Pos	Remark	Pol/Phase
	MHz	dBuV/m	dBuV/m	dB	dBuV	dB	dB/m	dB	deg	cm		
1	4842.76	48.02	74.00	-25.98	42.09	7.59	32.86	34.52	224	186	Peak	HORIZONTAL
2	4849.40	35.00	54.00	-19.00	29.06	7.59	32.86	34.51	224	186	Average	HORIZONTAL

Vertical

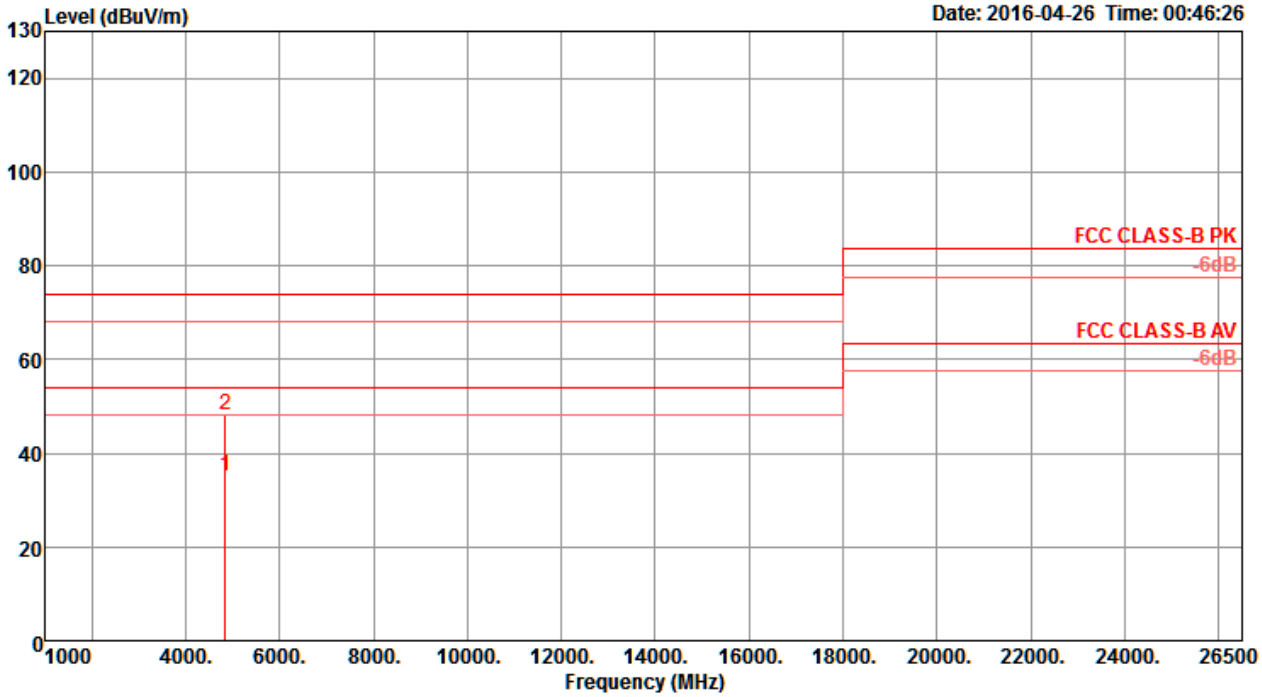

	Freq	Level	Limit Line	Over Limit	Read Level	Cable Loss	Antenna Factor	Preamp Factor	T/Pos	A/Pos	Remark	Pol/Phase
	MHz	dBuV/m	dBuV/m	dB	dBuV	dB	dB/m	dB	deg	cm		
1	4844.08	35.11	54.00	-18.89	29.18	7.59	32.86	34.52	188	164	Average	VERTICAL
2	4850.60	48.01	74.00	-25.99	42.07	7.59	32.86	34.51	188	164	Peak	VERTICAL

Temperature	22°C	Humidity	56%
Test Engineer	Nyle Chang & Peter Wu & Gary Chu & DK Chang & Eddie Weng & Stim Song & Brain Sun	Configurations	IEEE 802.11ac MCS0/Nss1 VHT40 CH 6 / Chain 1 + Chain 2 + Chain 3 + Chain 4
Test Mode	Mode 1		

Horizontal

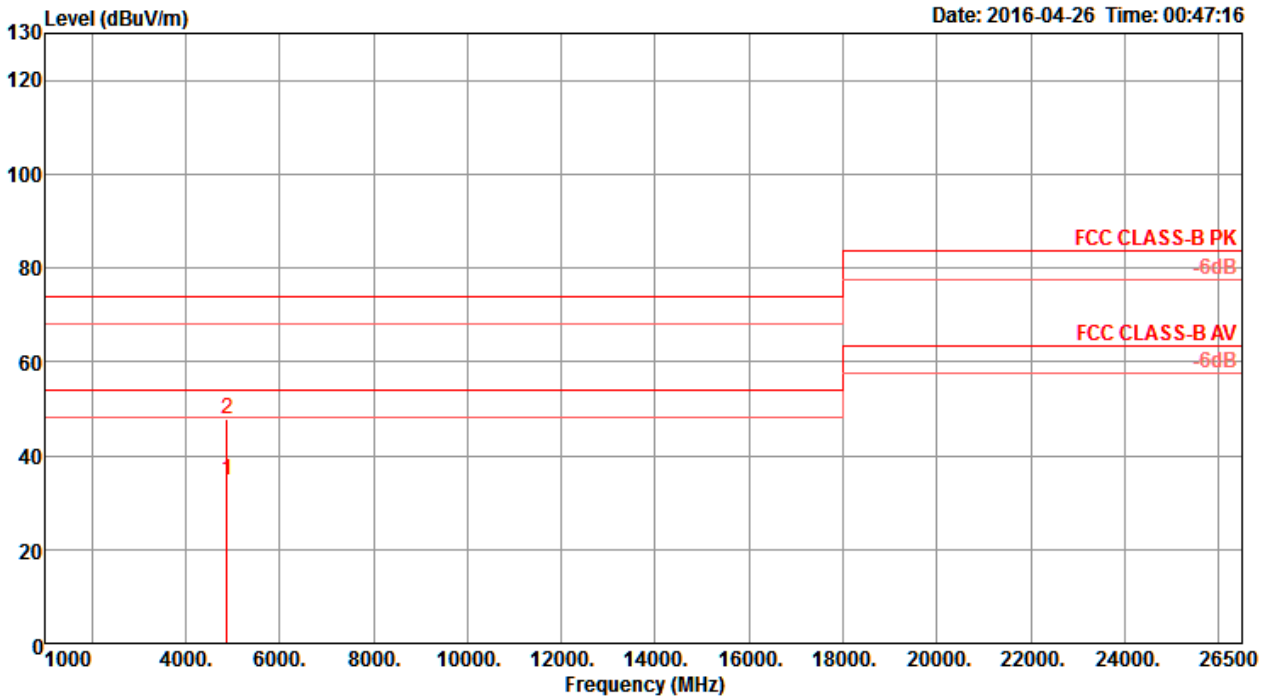

	Freq	Level	Limit Line	Over Limit	Read Level	Cable Loss	Antenna Factor	Preamp Factor	T/Pos	A/Pos	Remark	Pol/Phase
	MHz	dBuV/m	dBuV/m	dB	dBuV	dB	dB/m	dB	deg	cm		
1	4875.04	34.90	54.00	-19.10	28.90	7.60	32.91	34.51	221	182	Average	HORIZONTAL
2	4878.08	47.82	74.00	-26.18	41.81	7.60	32.91	34.50	221	182	Peak	HORIZONTAL

Vertical

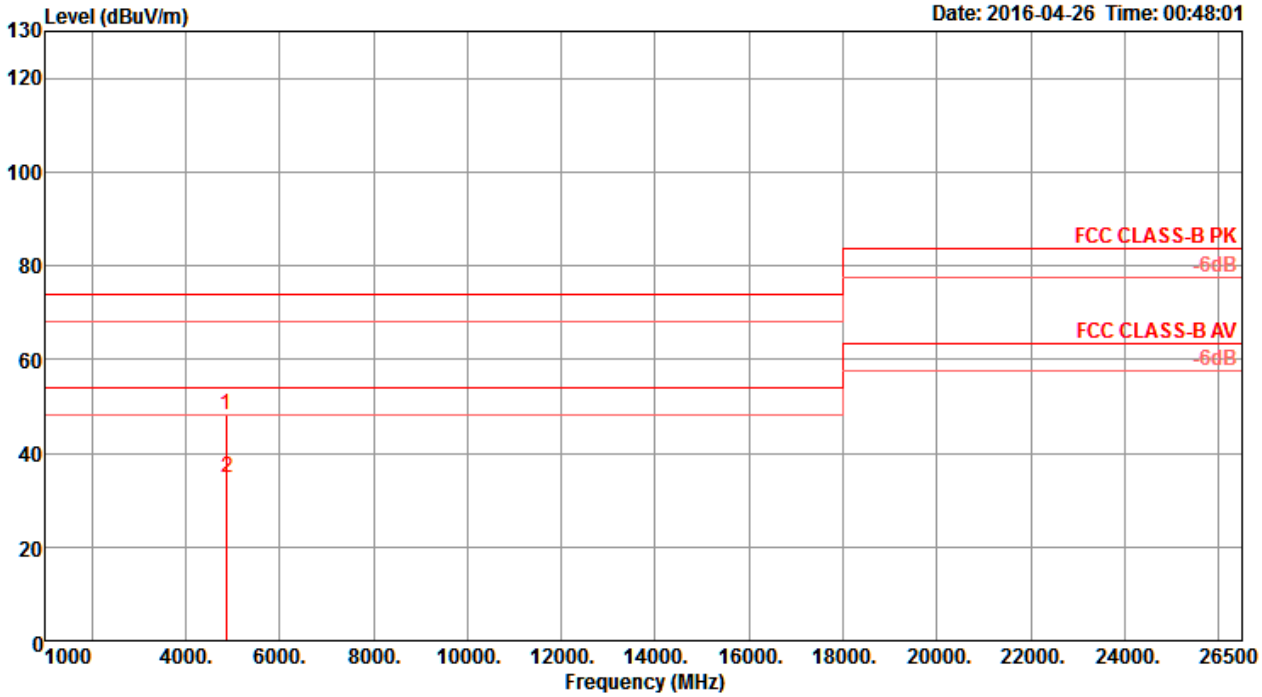

	Freq	Level	Limit Line	Over Limit	Read Level	Cable Loss	Antenna Factor	Preamp Factor	T/Pos	A/Pos	Remark	Pol/Phase
	MHz	dBuV/m	dBuV/m	dB	dBuV	dB	dB/m	dB	deg	cm		
1	4865.72	48.12	74.00	-25.88	42.16	7.59	32.88	34.51	265	166	Peak	VERTICAL
2	4875.08	34.91	54.00	-19.09	28.91	7.60	32.91	34.51	265	166	Average	VERTICAL

Temperature	22°C	Humidity	56%
Test Engineer	Nyle Chang & Peter Wu & Gary Chu & DK Chang & Eddie Weng & Stim Song & Brain Sun	Configurations	IEEE 802.11ac MCS0/Nss1 VHT40 CH 9 / Chain 1 + Chain 2 + Chain 3 + Chain 4
Test Mode	Mode 1		

Horizontal

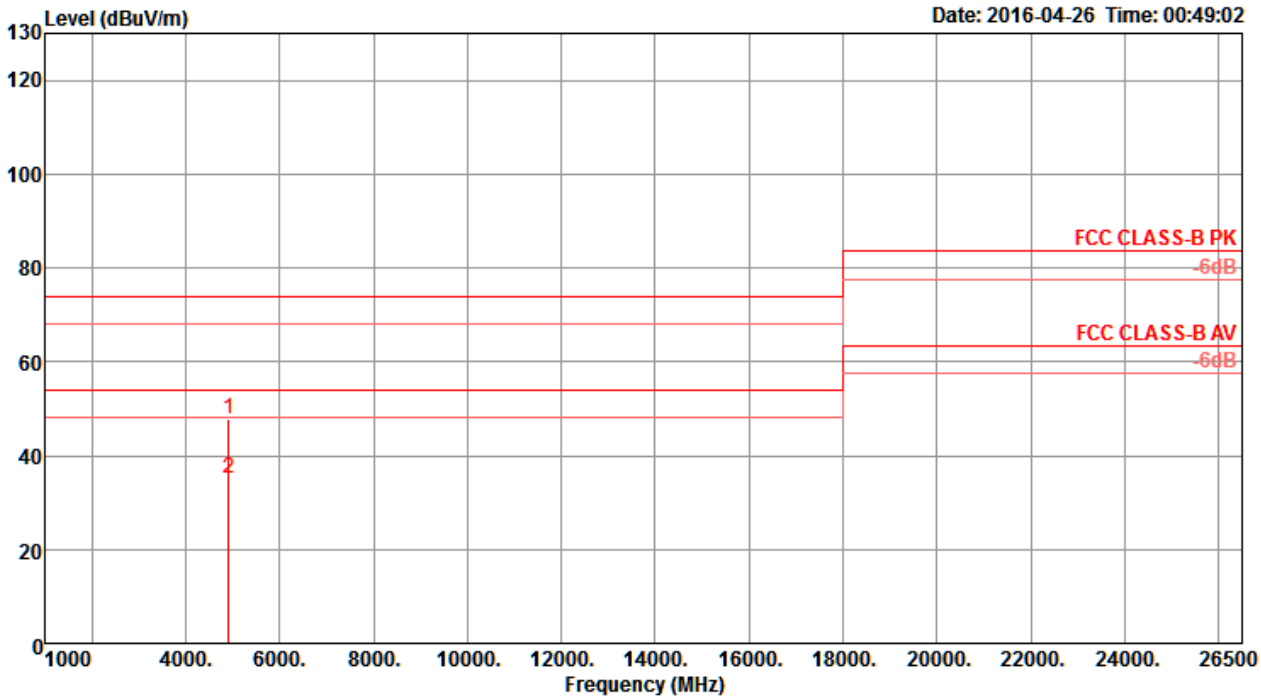

	Freq	Level	Limit Line	Over Limit	Read Level	Cable Loss	Antenna Factor	Preamp Factor	T/Pos	A/Pos	Remark	Pol/Phase
	MHz	dBuV/m	dBuV/m	dB	dBuV	dB	dB/m	dB	deg	cm		
1	4908.64	47.81	74.00	-26.19	41.75	7.61	32.95	34.50	310	237	Peak	HORIZONTAL
2	4908.72	34.98	54.00	-19.02	28.92	7.61	32.95	34.50	310	237	Average	HORIZONTAL

Vertical

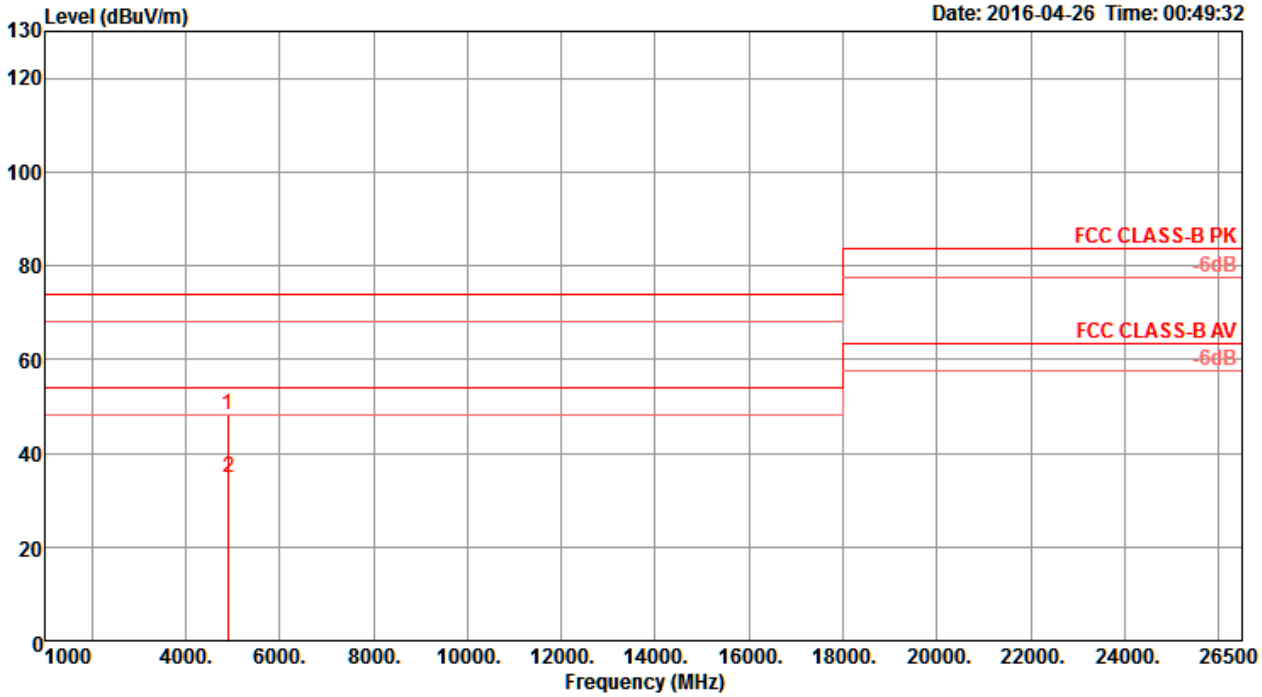

	Freq	Level	Limit Line	Over Limit	Read Level	Cable Loss	Antenna Factor	Preamp Factor	T/Pos	A/Pos	Remark	Pol/Phase
	MHz	dBuV/m	dBuV/m	dB	dBuV	dB	dB/m	dB	deg	cm		
1	4903.24	48.34	74.00	-25.66	42.28	7.61	32.95	34.50	268	216	Peak	VERTICAL
2	4906.92	34.93	54.00	-19.07	28.87	7.61	32.95	34.50	268	216	Average	VERTICAL

Temperature	22°C	Humidity	56%
Test Engineer	Nyle Chang & Peter Wu & Gary Chu & DK Chang & Eddie Weng & Stim Song & Brain Sun	Configurations	IEEE 802. 11ac MCS0/Nss4 VHT20 CH 1 / Chain 1 + Chain 2 + Chain 3 + Chain 4
Test Mode	Mode 1		

Horizontal

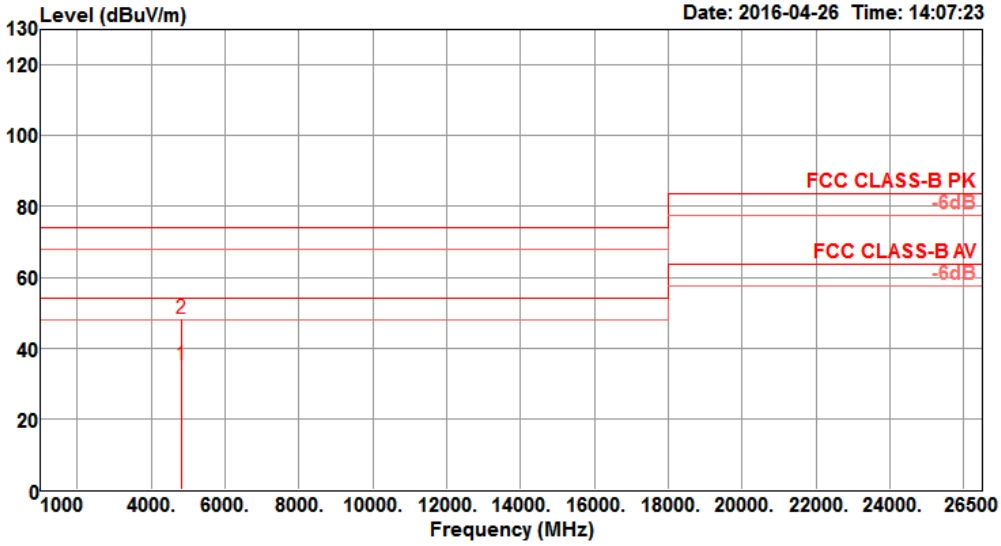

	Freq	Level	Limit Line	Over Limit	Read Level	Cable Loss	Antenna Factor	Preamp Factor	A/Pos	T/Pos	Remark	Pol/Phase
	MHz	dBuV/m	dBuV/m	dB	dBuV	dB	dB/m	dB	cm	deg		
1	4827.52	35.41	54.00	-18.59	29.02	7.08	34.21	34.90	155	226	Average	HORIZONTAL
2	4827.72	48.15	74.00	-25.85	41.76	7.08	34.21	34.90	155	226	Peak	HORIZONTAL

Vertical

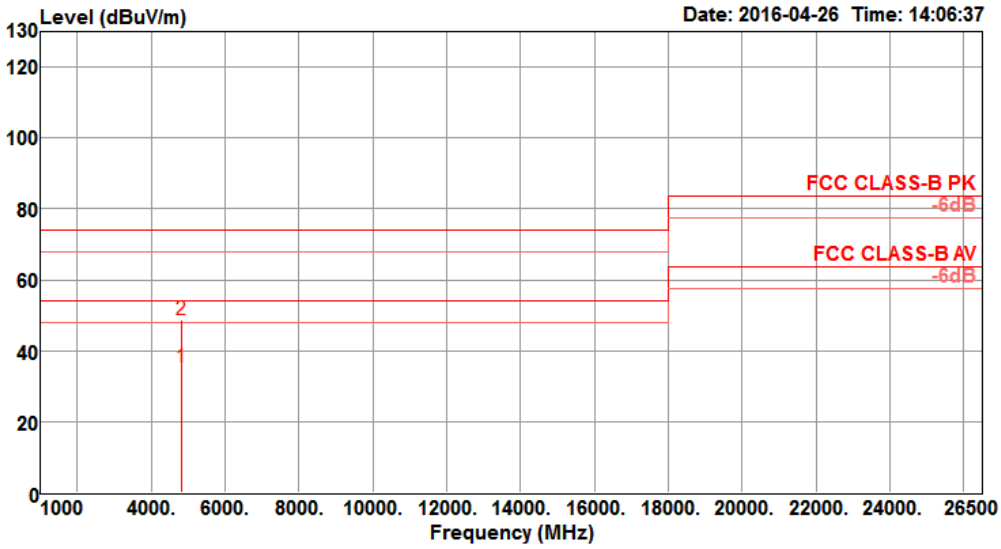

	Freq	Level	Limit Line	Over Limit	Read Level	Cable Loss	Antenna Factor	Preamp Factor	A/Pos	T/Pos	Remark	Pol/Phase
	MHz	dBuV/m	dBuV/m	dB	dBuV	dB	dB/m	dB	cm	deg		
1	4828.08	35.45	54.00	-18.55	29.06	7.08	34.21	34.90	170	113	Average	VERTICAL
2	4830.92	48.71	74.00	-25.29	42.32	7.08	34.21	34.90	170	113	Peak	VERTICAL

Temperature	22°C	Humidity	56%
Test Engineer	Nyle Chang & Peter Wu & Gary Chu & DK Chang & Eddie Weng & Stim Song & Brain Sun	Configurations	IEEE 802. 11ac MCS0/Nss4 VHT20 CH 6 / Chain 1 + Chain 2 + Chain 3 + Chain 4
Test Mode	Mode 1		

Horizontal

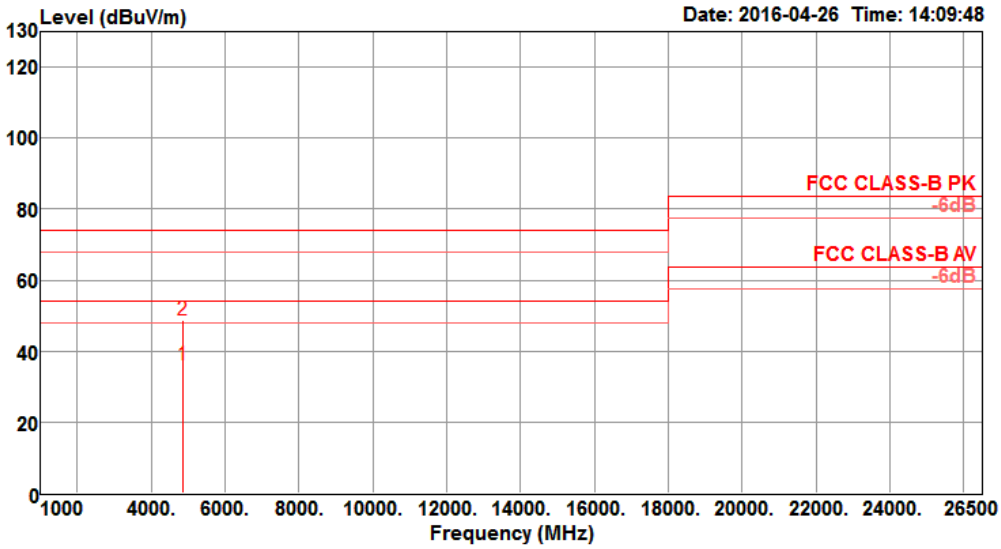

	Freq	Level	Limit Line	Over Limit	Read Level	Cable Loss	Antenna Factor	Preamp Factor	A/Pos	T/Pos	Remark	Pol/Phase
	MHz	dBuV/m	dBuV/m	dB	dBuV	dB	dB/m	dB	cm	deg		
1	4865.64	35.91	54.00	-18.09	29.38	7.14	34.29	34.90	163	79	Average	HORIZONTAL
2	4876.60	48.70	74.00	-25.30	42.08	7.18	34.34	34.90	163	79	Peak	HORIZONTAL

Vertical

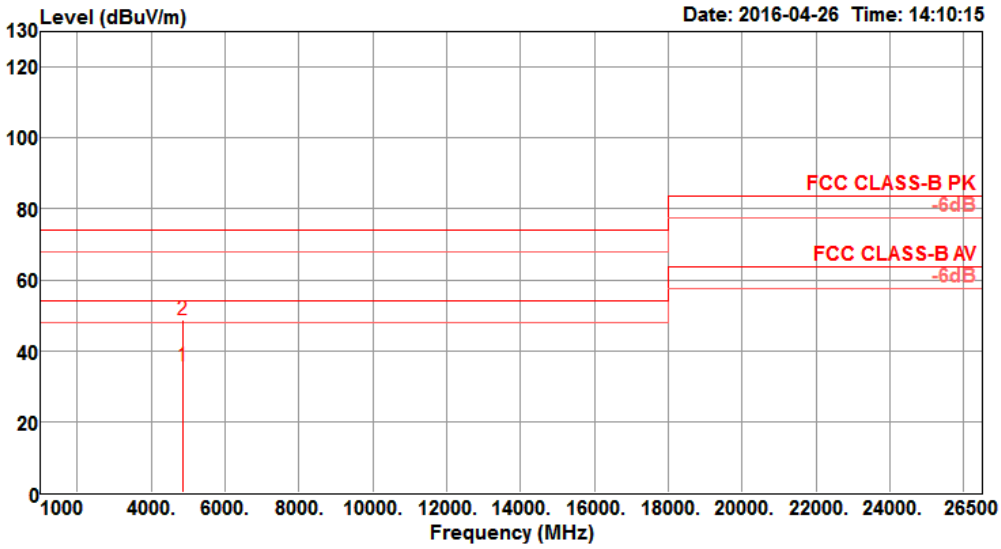

	Freq	Level	Limit Line	Over Limit	Read Level	Cable Loss	Antenna Factor	Preamp Factor	A/Pos	T/Pos	Remark	Pol/Phase
	MHz	dBuV/m	dBuV/m	dB	dBuV	dB	dB/m	dB	cm	deg		
1	4866.32	35.69	54.00	-18.31	29.16	7.14	34.29	34.90	148	307	Average	VERTICAL
2	4872.00	48.71	74.00	-25.29	42.09	7.18	34.34	34.90	148	307	Peak	VERTICAL

Temperature	22°C	Humidity	56%
Test Engineer	Nyle Chang & Peter Wu & Gary Chu & DK Chang & Eddie Weng & Stim Song & Brain Sun	Configurations	IEEE 802. 11ac MCS0/Nss4 VHT20 CH 11 / Chain 1 + Chain 2 + Chain 3 + Chain 4
Test Mode	Mode 1		

Horizontal

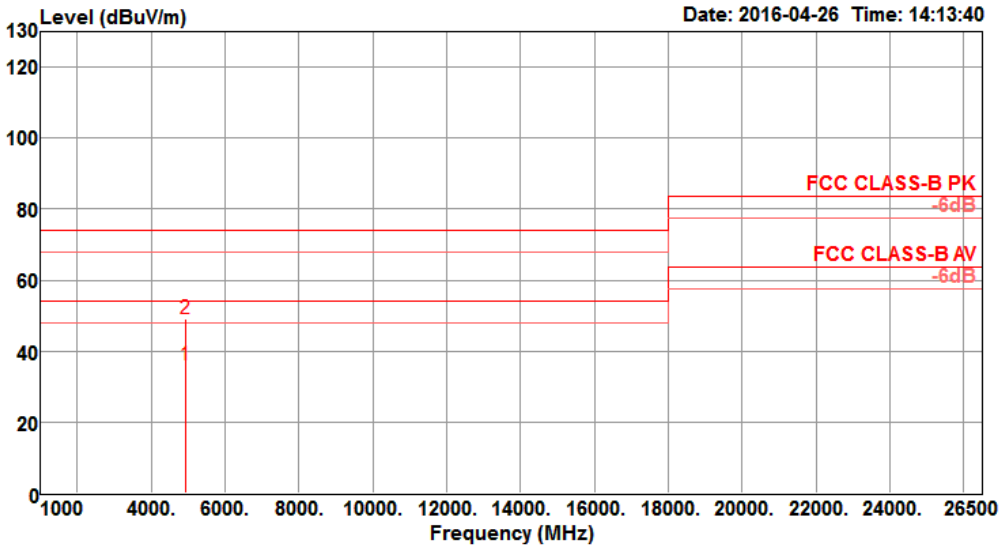

	Freq	Level	Limit Line	Over Limit	Read Level	Cable Loss	Antenna Factor	Preamp Factor	A/Pos	T/Pos	Remark	Pol/Phase
	MHz	dBuV/m	dBuV/m	dB	dBuV	dB	dB/m	dB	cm	deg		
1	4923.08	36.03	54.00	-17.97	29.19	7.28	34.46	34.90	167	306	Average	HORIZONTAL
2	4932.16	49.13	74.00	-24.87	42.22	7.31	34.50	34.90	167	306	Peak	HORIZONTAL

Vertical

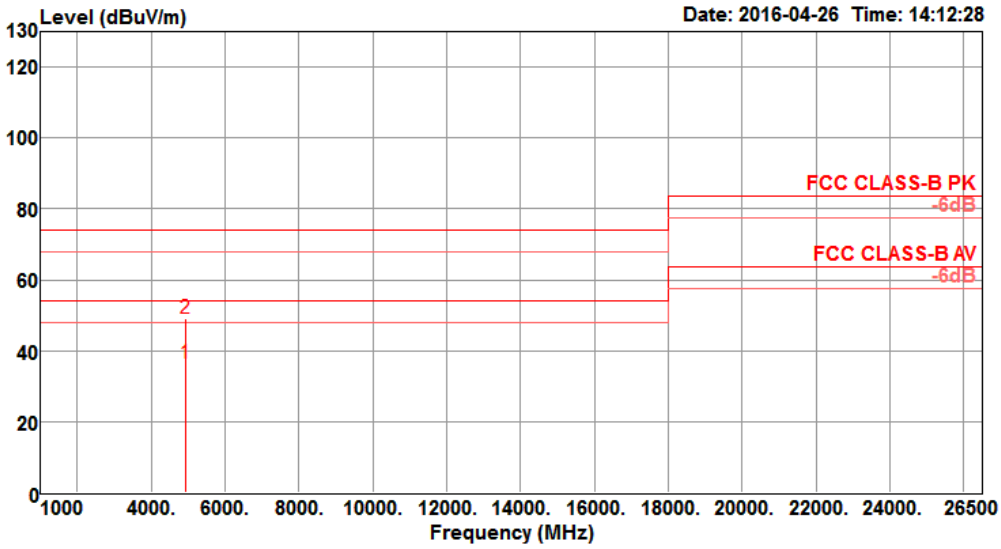

	Freq	Level	Limit Line	Over Limit	Read Level	Cable Loss	Antenna Factor	Preamp Factor	A/Pos	T/Pos	Remark	Pol/Phase
	MHz	dBuV/m	dBuV/m	dB	dBuV	dB	dB/m	dB	cm	deg		
1	4921.12	36.52	54.00	-17.48	29.68	7.28	34.46	34.90	157	113	Average	VERTICAL
2	4933.40	49.27	74.00	-24.73	42.36	7.31	34.50	34.90	157	113	Peak	VERTICAL

Temperature	22°C	Humidity	56%
Test Engineer	Nyle Chang & Peter Wu & Gary Chu & DK Chang & Eddie Weng & Stim Song & Brain Sun	Configurations	IEEE 802. 11ac MCS0/Nss4 VHT40 CH 3 / Chain 1 + Chain 2 + Chain 3 + Chain 4
Test Mode	Mode 1		

Horizontal

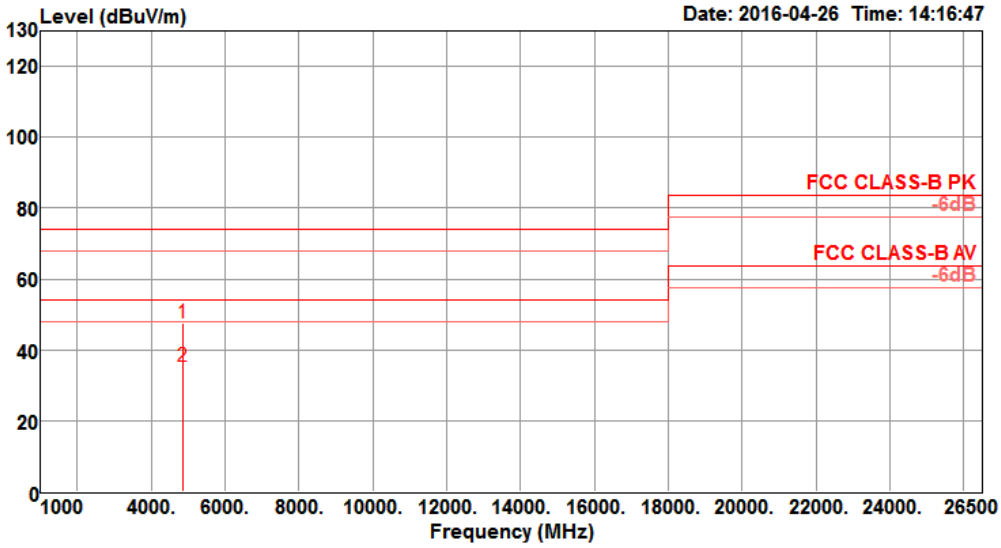

	Freq	Level	Limit Line	Over Limit	Read Level	Cable Loss	Antenna Factor	Preamp Factor	A/Pos	T/Pos	Remark	Pol/Phase
	MHz	dBuV/m	dBuV/m	dB	dBuV	dB	dB/m	dB	cm	deg		
1	4845.20	47.70	74.00	-26.30	41.24	7.11	34.25	34.90	143	165	Peak	HORIZONTAL
2	4852.28	35.48	54.00	-18.52	29.02	7.11	34.25	34.90	143	165	Average	HORIZONTAL

Vertical

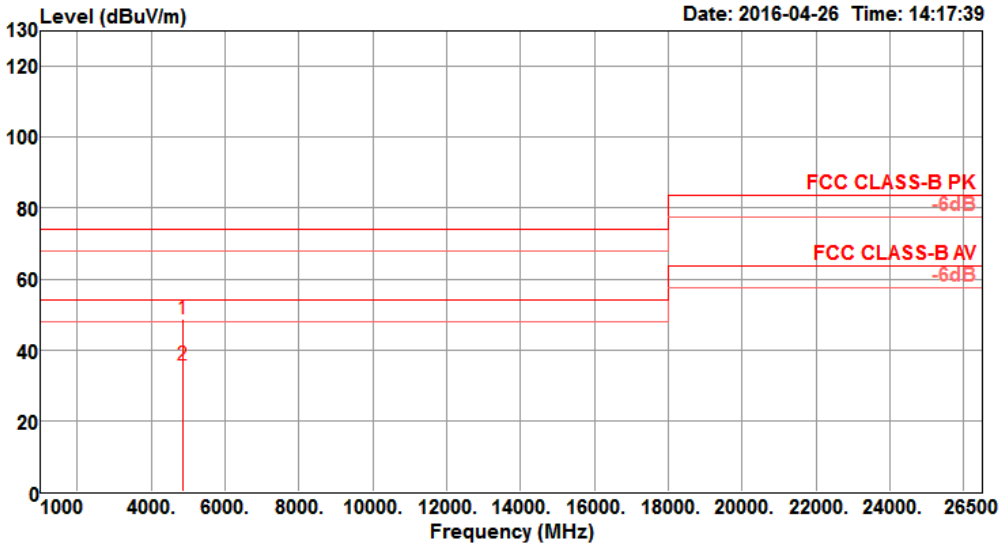

	Freq	Level	Limit Line	Over Limit	Read Level	Cable Loss	Antenna Factor	Preamp Factor	A/Pos	T/Pos	Remark	Pol/Phase
	MHz	dBuV/m	dBuV/m	dB	dBuV	dB	dB/m	dB	cm	deg		
1	4844.44	48.86	74.00	-25.14	42.40	7.11	34.25	34.90	167	336	Peak	VERTICAL
2	4853.32	35.54	54.00	-18.46	29.01	7.14	34.29	34.90	167	336	Average	VERTICAL

Temperature	22°C	Humidity	56%
Test Engineer	Nyle Chang & Peter Wu & Gary Chu & DK Chang & Eddie Weng & Stim Song & Brain Sun	Configurations	IEEE 802. 11ac MCS0/Nss4 VHT40 CH 6 / Chain 1 + Chain 2 + Chain 3 + Chain 4
Test Mode	Mode 1		

Horizontal

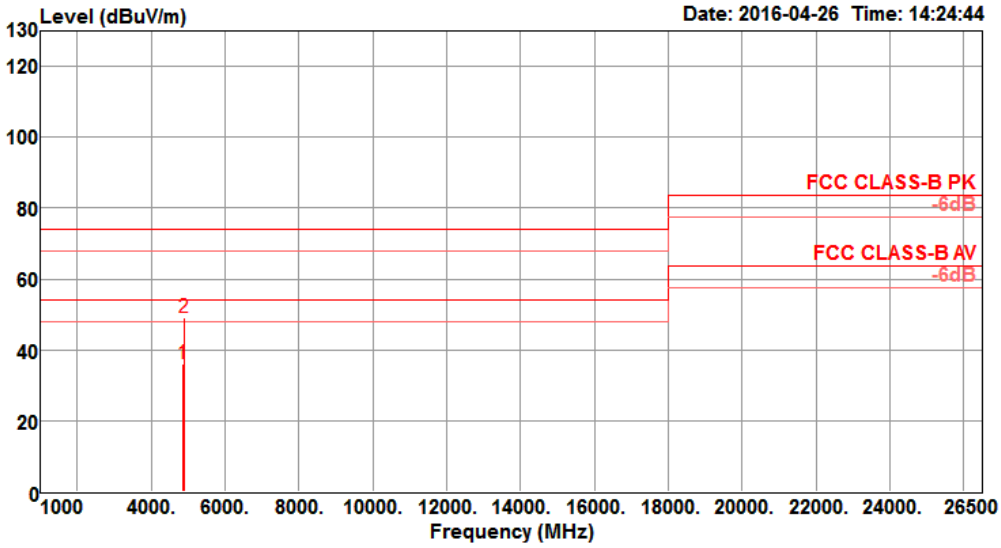

	Freq	Level	Limit Line	Over Limit	Read Level	Cable Loss	Antenna Factor	Preamp Factor	A/Pos	T/Pos	Remark	Pol/Phase
	MHz	dBuV/m	dBuV/m	dB	dBuV	dB	dB/m	dB	cm	deg		
1	4865.32	35.88	54.00	-18.12	29.35	7.14	34.29	34.90	180	282	Average	HORIZONTAL
2	4881.80	49.00	74.00	-25.00	42.31	7.21	34.38	34.90	180	282	Peak	HORIZONTAL

Vertical

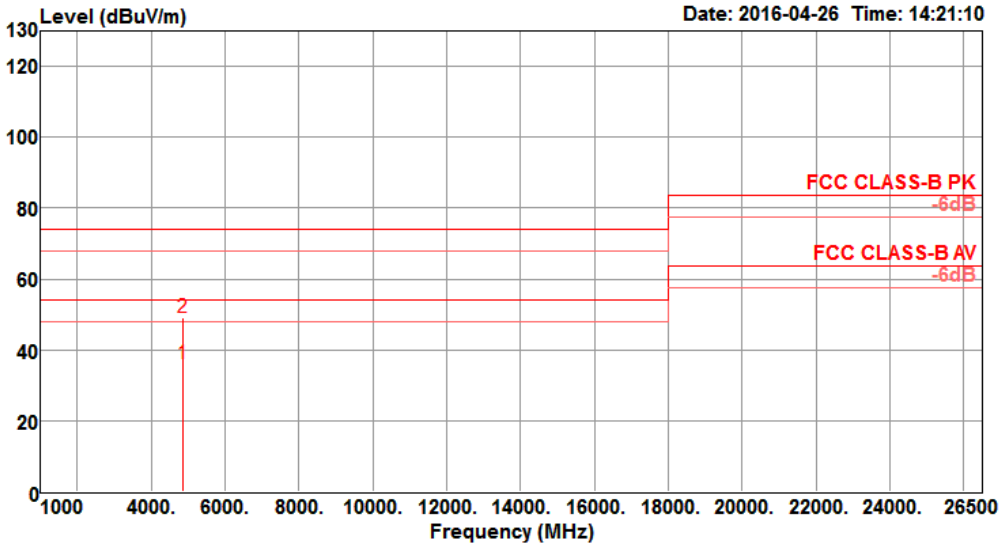

	Freq	Level	Limit Line	Over Limit	Read Level	Cable Loss	Antenna Factor	Preamp Factor	A/Pos	T/Pos	Remark	Pol/Phase
	MHz	dBuV/m	dBuV/m	dB	dBuV	dB	dB/m	dB	cm	deg		
1	4872.96	35.99	54.00	-18.01	29.37	7.18	34.34	34.90	117	64	Average	VERTICAL
2	4877.96	49.29	74.00	-24.71	42.67	7.18	34.34	34.90	117	64	Peak	VERTICAL

Temperature	22°C	Humidity	56%
Test Engineer	Nyle Chang & Peter Wu & Gary Chu & DK Chang & Eddie Weng & Stim Song & Brain Sun	Configurations	IEEE 802. 11ac MCS0/Nss4 VHT40 CH 9 / Chain 1 + Chain 2 + Chain 3 + Chain 4
Test Mode	Mode 1		

Horizontal

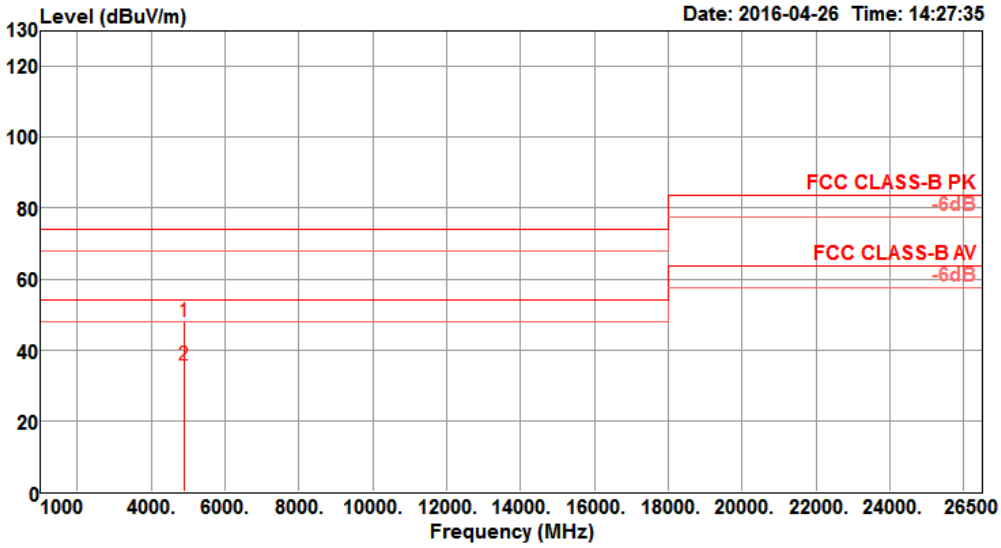

	Freq	Level	Limit Line	Over Limit	Read Level	Cable Loss	Antenna Factor	Preamp Factor	A/Pos	T/Pos	Remark	Pol/Phase
	MHz	dBuV/m	dBuV/m	dB	dBuV	dB	dB/m	dB	cm	deg		
1	4904.36	47.96	74.00	-26.04	41.20	7.24	34.42	34.90	201	74	Peak	HORIZONTAL
2	4912.28	35.85	54.00	-18.15	29.01	7.28	34.46	34.90	201	74	Average	HORIZONTAL

Vertical

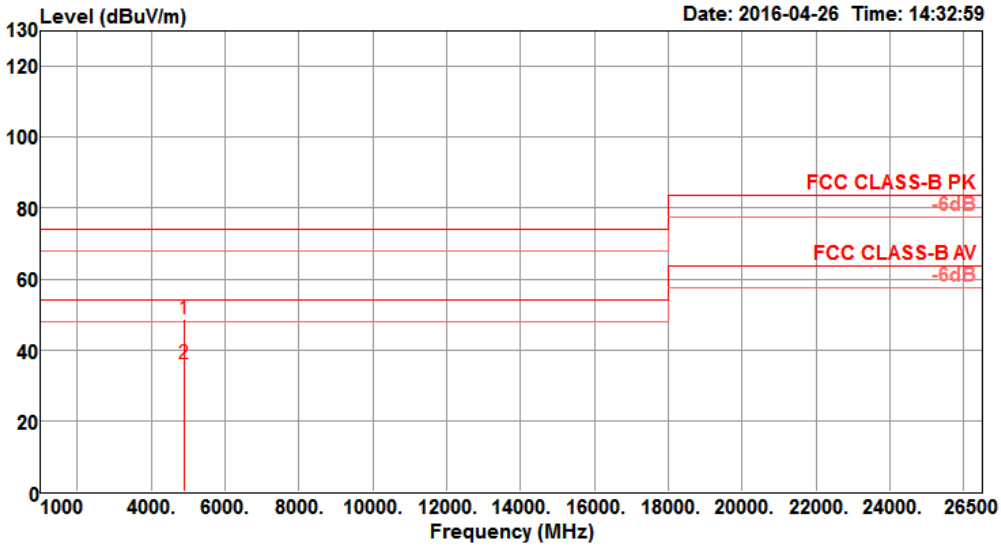

	Freq	Level	Limit Line	Over Limit	Read Level	Cable Loss	Antenna Factor	Preamp Factor	A/Pos	T/Pos	Remark	Pol/Phase
	MHz	dBuV/m	dBuV/m	dB	dBuV	dB	dB/m	dB	cm	deg		
1	4907.00	48.66	74.00	-25.34	41.90	7.24	34.42	34.90	157	86	Peak	VERTICAL
2	4910.04	36.03	54.00	-17.97	29.19	7.28	34.46	34.90	157	86	Average	VERTICAL

Temperature	22°C	Humidity	56%
Test Engineer	Nyle Chang & Peter Wu & Gary Chu & DK Chang & Eddie Weng & Stim Song & Brain Sun	Configurations	IEEE 802.11b CH 1 / Chain 1 + Chain 2 + Chain 3 + Chain 4
Test Mode	Mode 2		

Horizontal

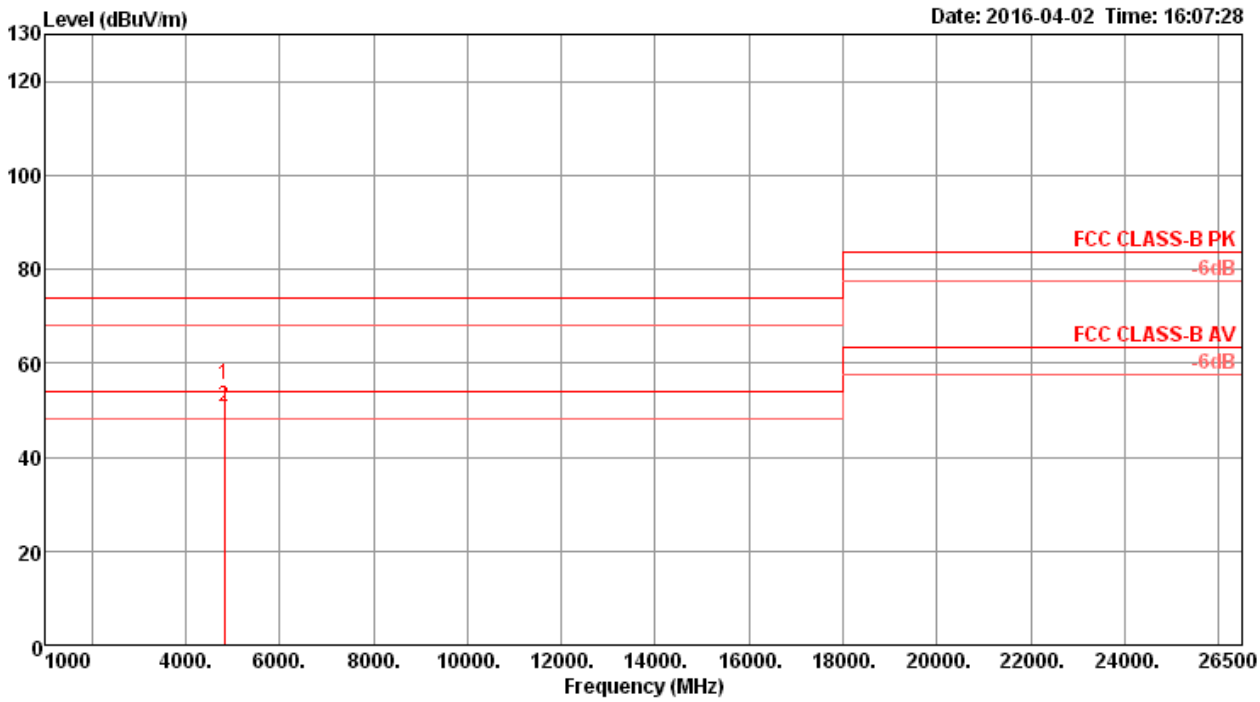

	Freq	Level	Limit Line	Over Limit	Read Level	Cable Loss	Antenna Factor	Preamp Factor	A/Pos	T/Pos	Remark	Pol/Phase
	MHz	dBuV/m	dBuV/m	dB	dBuV	dB	dB/m	dB	cm	deg		
1	4823.91	55.37	74.00	-18.63	45.05	10.29	33.11	33.08	212	221	Peak	HORIZONTAL
2	4823.95	50.60	54.00	-3.40	40.28	10.29	33.11	33.08	212	221	Average	HORIZONTAL

Vertical

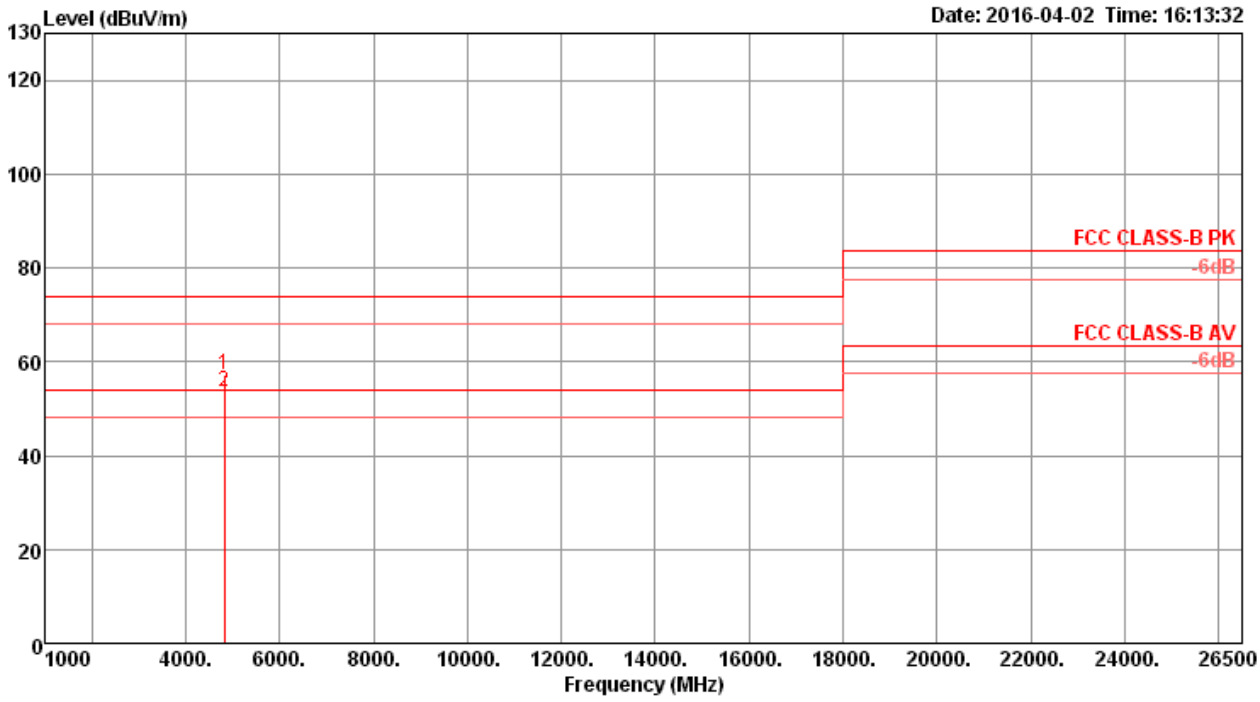

	Freq	Level	Limit Line	Over Limit	Read Level	Cable Loss	Antenna Factor	Preamp Factor	A/Pos	T/Pos	Remark	Pol/Phase
	MHz	dBuV/m	dBuV/m	dB	dBuV	dB	dB/m	dB	cm	deg		
1	4823.93	57.27	74.00	-16.73	46.95	10.29	33.11	33.08	238	327	Peak	VERTICAL
2	4824.02	53.62	54.00	-0.38	43.30	10.29	33.11	33.08	238	327	Average	VERTICAL

Temperature	22°C	Humidity	56%
Test Engineer	Nyle Chang & Peter Wu & Gary Chu & DK Chang & Eddie Weng & Stim Song & Brain Sun	Configurations	IEEE 802.11b CH 6 / Chain 1 + Chain 2 + Chain 3 + Chain 4
Test Mode	Mode 2		

Horizontal

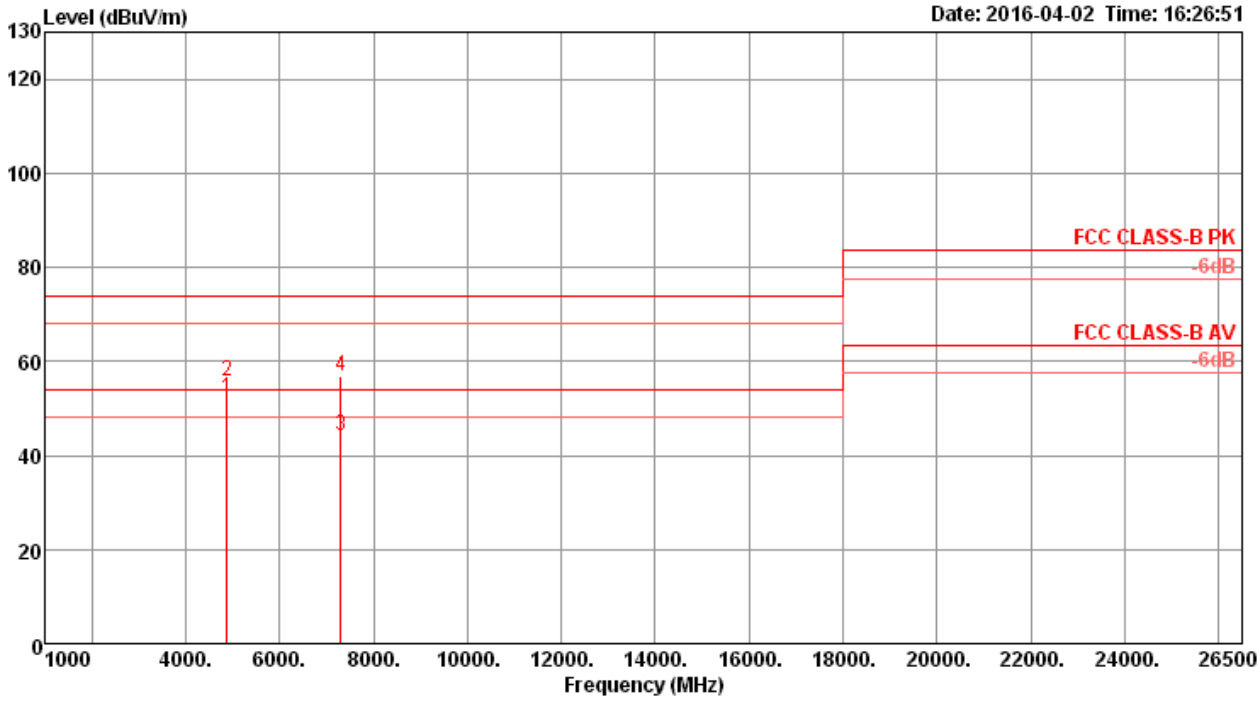

	Freq	Level	Limit Line	Over Limit	Read Level	Cable Loss	Antenna Factor	Preamp Factor	A/Pos	T/Pos	Remark	Pol/Phase
	MHz	dBuV/m	dBuV/m	dB	dBuV	dB	dB/m	dB	cm	deg		
1	4873.98	51.99	54.00	-2.01	41.56	10.28	33.23	33.08	273	240	Average	HORIZONTAL
2	4873.99	55.90	74.00	-18.10	45.47	10.28	33.23	33.08	273	240	Peak	HORIZONTAL
3	7310.51	44.24	54.00	-9.76	29.20	12.42	36.09	33.47	171	243	Average	HORIZONTAL
4	7310.51	56.90	74.00	-17.10	41.86	12.42	36.09	33.47	171	243	Peak	HORIZONTAL

Vertical

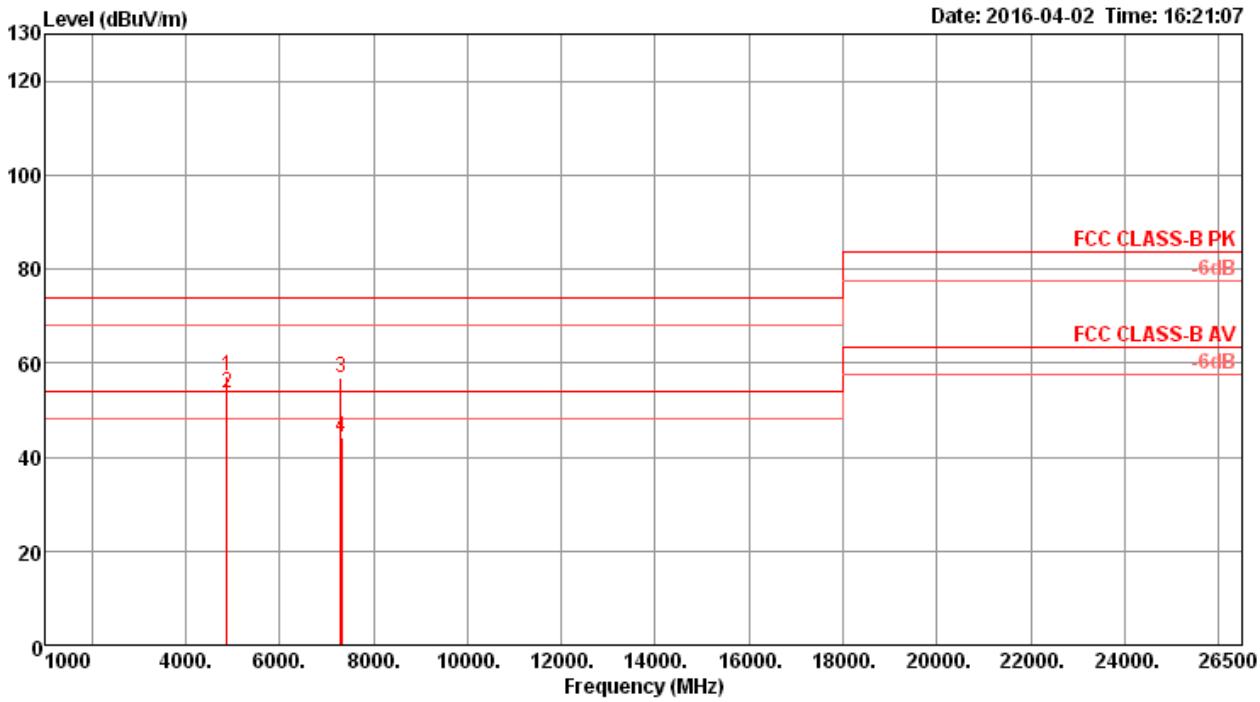

	Freq	Level	Limit Line	Over Limit	Read Level	Cable Loss	Antenna Factor	Preamp Factor	A/Pos	T/Pos	Remark	Pol/Phase
	MHz	dBuV/m	dBuV/m	dB	dBuV	dB	dB/m	dB	cm	deg		
1	4873.98	57.06	74.00	-16.94	46.63	10.28	33.23	33.08	283	220	Peak	VERTICAL
2	4874.00	53.59	54.00	-0.41	43.16	10.28	33.23	33.08	283	220	Average	VERTICAL
3	7308.96	56.67	74.00	-17.33	41.63	12.42	36.09	33.47	236	89	Peak	VERTICAL
4	7315.58	44.26	54.00	-9.74	29.22	12.42	36.09	33.47	236	89	Average	VERTICAL

Temperature	22°C	Humidity	56%
Test Engineer	Nyle Chang & Peter Wu & Gary Chu & DK Chang & Eddie Weng & Stim Song & Brain Sun	Configurations	IEEE 802.11b CH 11 / Chain 1 + Chain 2 + Chain 3 + Chain 4
Test Mode	Mode 2		

Horizontal

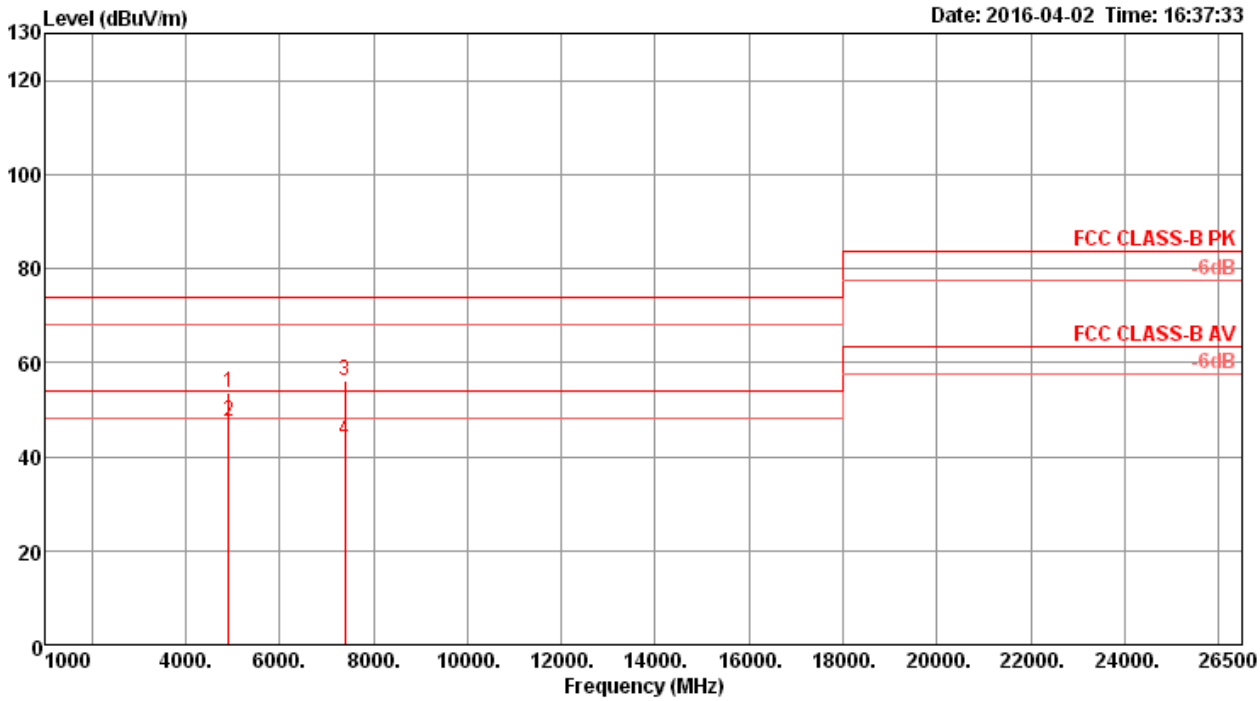

	Freq	Level	Limit Line	Over Limit	Read Level	Cable Loss	Antenna Factor	Preamp Factor	A/Pos	T/Pos	Remark	Pol/Phase
	MHz	dBuV/m	dBuV/m	dB	dBuV	dB	dB/m	dB	cm	deg		
1	4923.90	53.44	74.00	-20.56	42.88	10.28	33.35	33.07	200	225	Peak	HORIZONTAL
2	4923.97	47.29	54.00	-6.71	36.73	10.28	33.35	33.07	200	225	Average	HORIZONTAL
3	7385.54	55.99	74.00	-18.01	40.88	12.33	36.27	33.49	175	271	Peak	HORIZONTAL
4	7387.34	43.41	54.00	-10.59	28.30	12.33	36.27	33.49	175	271	Average	HORIZONTAL

Vertical

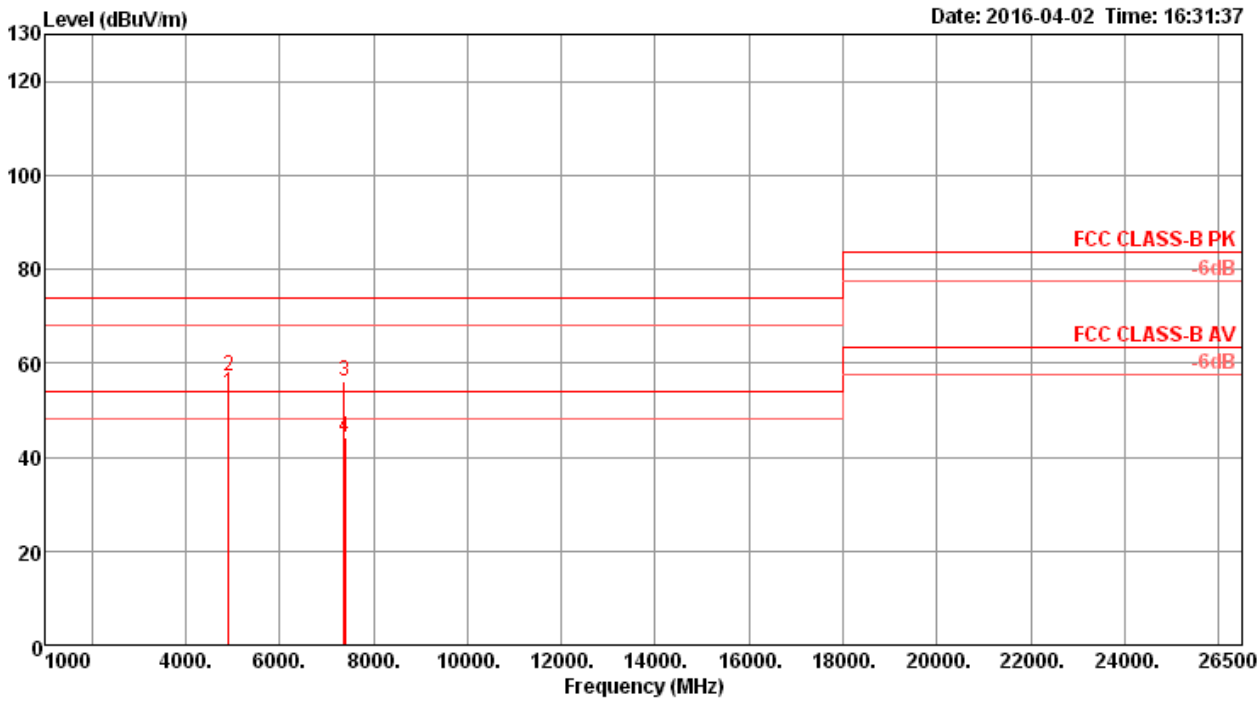

	Freq	Level	Limit Line	Over Limit	Read Level	Cable Loss	Antenna Factor	Preamp Factor	A/Pos	T/Pos	Remark	Pol/Phase
	MHz	dBuV/m	dBuV/m	dB	dBuV	dB	dB/m	dB	cm	deg		
1	4923.98	53.55	54.00	-0.45	42.99	10.28	33.35	33.07	300	219	Average	VERTICAL
2	4924.12	57.33	74.00	-16.67	46.77	10.28	33.35	33.07	300	219	Peak	VERTICAL
3	7383.98	55.98	74.00	-18.02	40.87	12.33	36.27	33.49	214	49	Peak	VERTICAL
4	7386.91	44.35	54.00	-9.65	29.24	12.33	36.27	33.49	214	49	Average	VERTICAL

Temperature	22°C	Humidity	56%
Test Engineer	Nyle Chang & Peter Wu & Gary Chu & DK Chang & Eddie Weng & Stim Song & Brain Sun	Configurations	IEEE 802.11g CH 1 / Chain 1 + Chain 2 + Chain 3 + Chain 4
Test Mode	Mode 2		

Horizontal

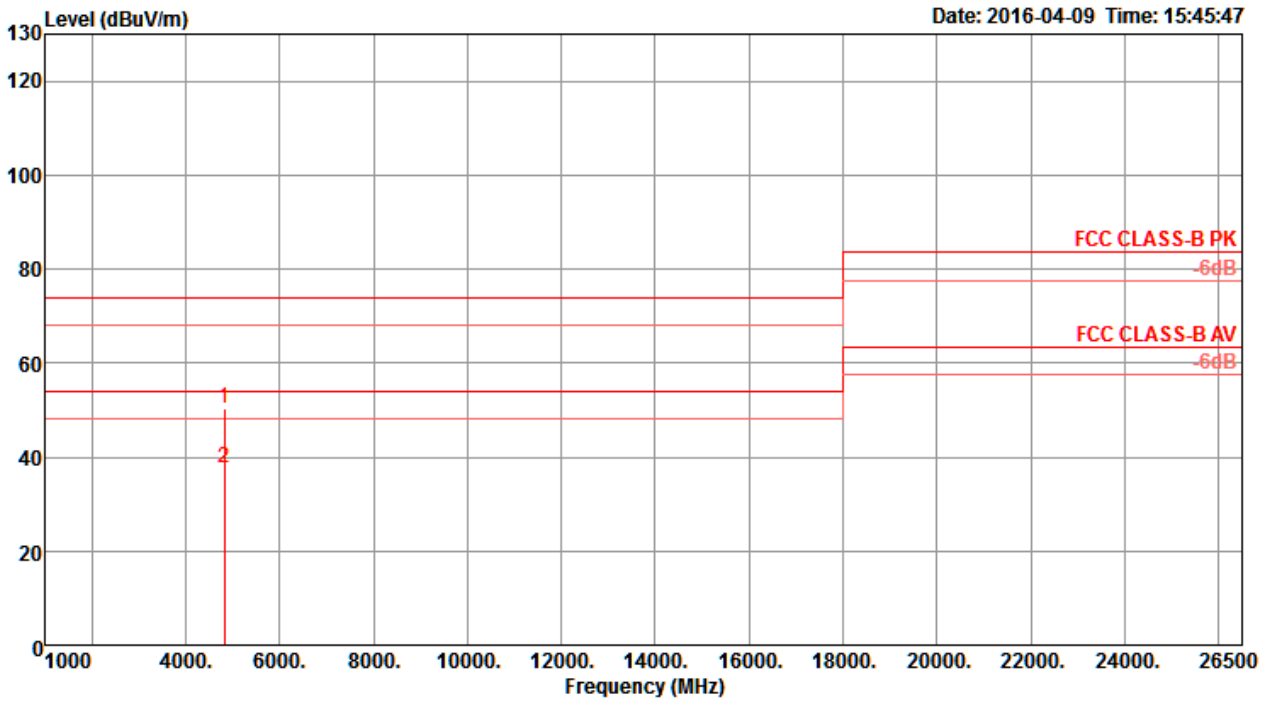

	Freq	Level	Limit Line	Over Limit	Read Level	Cable Loss	Antenna Factor	Preamp Factor	T/Pos	A/Pos	Remark	Pol/Phase
	MHz	dBuV/m	dBuV/m	dB	dBuV	dB	dB/m	dB	deg	cm		
1	4820.72	50.44	74.00	-23.56	44.56	7.58	32.82	34.52	104	160	Peak	HORIZONTAL
2	4821.40	37.76	54.00	-16.24	31.88	7.58	32.82	34.52	104	160	Average	HORIZONTAL

Vertical

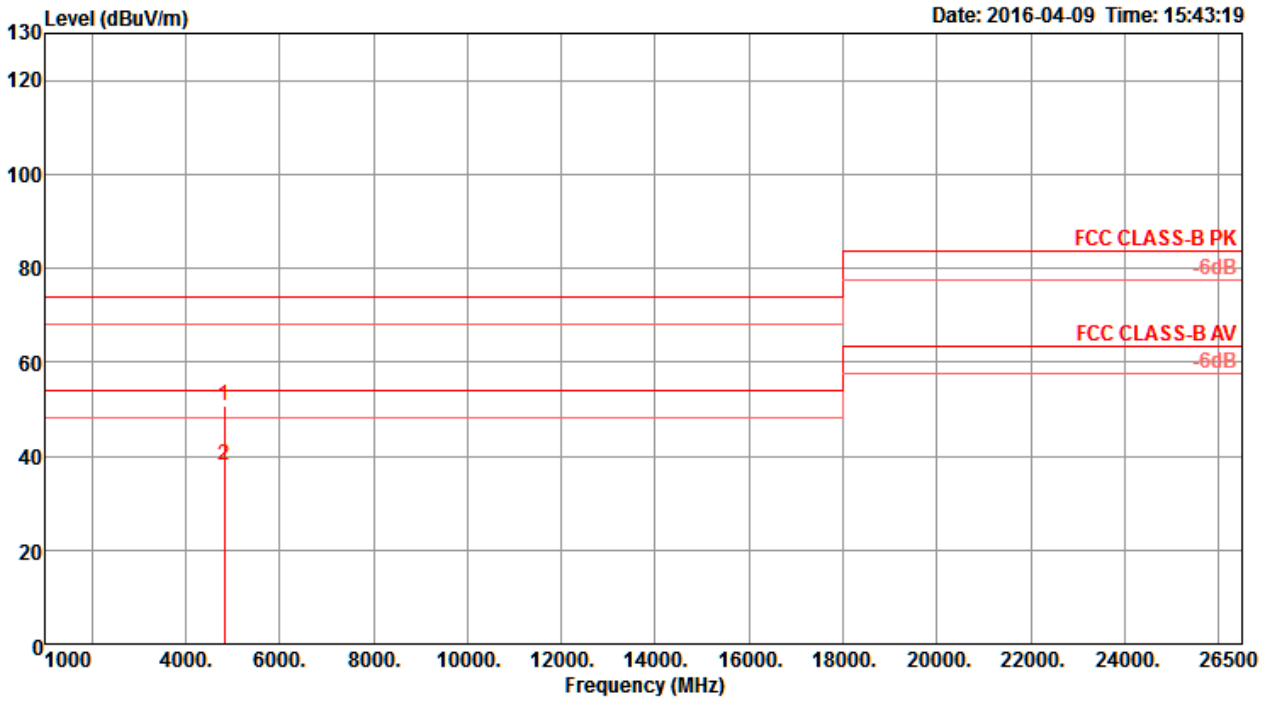

	Freq	Level	Limit Line	Over Limit	Read Level	Cable Loss	Antenna Factor	Preamp Factor	T/Pos	A/Pos	Remark	Pol/Phase
	MHz	dBuV/m	dBuV/m	dB	dBuV	dB	dB/m	dB	deg	cm		
1	4821.08	50.84	74.00	-23.16	44.96	7.58	32.82	34.52	121	164	Peak	VERTICAL
2	4822.24	38.15	54.00	-15.85	32.27	7.58	32.82	34.52	121	164	Average	VERTICAL

Temperature	22°C	Humidity	56%
Test Engineer	Nyle Chang & Peter Wu & Gary Chu & DK Chang & Eddie Weng & Stim Song & Brain Sun	Configurations	IEEE 802.11g CH 6 / Chain 1 + Chain 2 + Chain 3 + Chain 4
Test Mode	Mode 2		

Horizontal

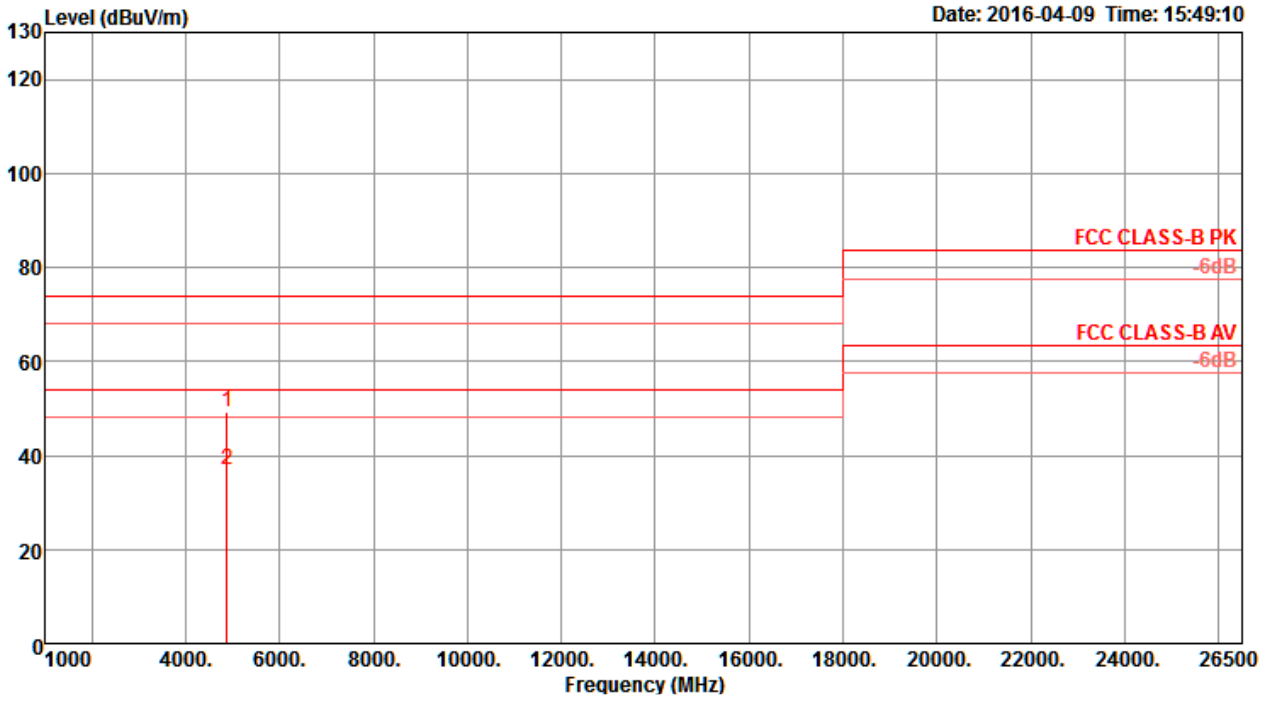

	Freq	Level	Limit Line	Over Limit	Read Level	Cable Loss	Antenna Factor	Preamp Factor	T/Pos	A/Pos	Remark	Pol/Phase
	MHz	dBuV/m	dBuV/m	dB	dBuV	dB	dB/m	dB	deg	cm		
1	4872.32	49.33	74.00	-24.67	43.33	7.60	32.91	34.51	100	185	Peak	HORIZONTAL
2	4873.76	37.06	54.00	-16.94	31.06	7.60	32.91	34.51	100	185	Average	HORIZONTAL

Vertical

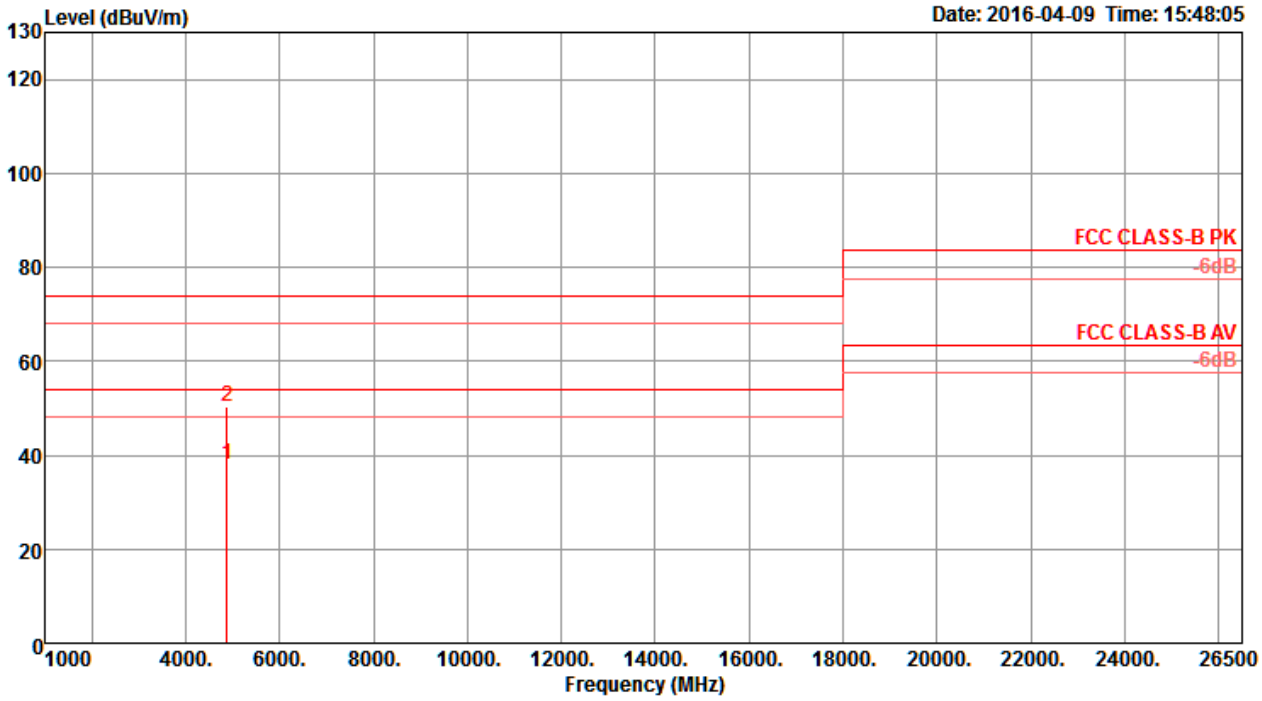

	Freq	Level	Limit Line	Over Limit	Read Level	Cable Loss	Antenna Factor	Preamp Factor	T/Pos	A/Pos	Remark	Pol/Phase
	MHz	dBuV/m	dBuV/m	dB	dBuV	dB	dB/m	dB	deg	cm		
1	4872.40	37.85	54.00	-16.15	31.85	7.60	32.91	34.51	122	194	Average	VERTICAL
2	4873.04	50.44	74.00	-23.56	44.44	7.60	32.91	34.51	122	194	Peak	VERTICAL

Temperature	22°C	Humidity	56%
Test Engineer	Nyle Chang & Peter Wu & Gary Chu & DK Chang & Eddie Weng & Stim Song & Brain Sun	Configurations	IEEE 802.11g CH 11 / Chain 1 + Chain 2 + Chain 3 + Chain 4
Test Mode	Mode 2		

Horizontal

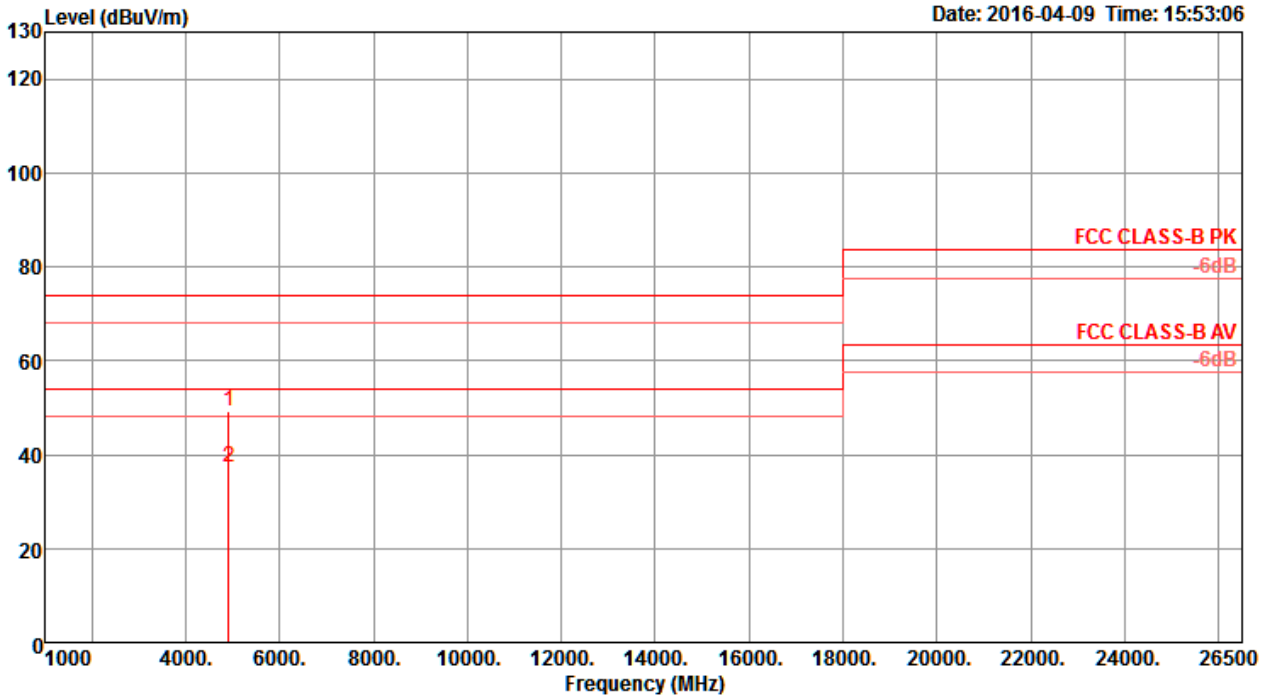

	Freq	Level	Limit Line	Over Limit	Read Level	Cable Loss	Antenna Factor	Preamp Factor	T/Pos	A/Pos	Remark	Pol/Phase
	MHz	dBuV/m	dBuV/m	dB	dBuV	dB	dB/m	dB	deg	cm		
1	4922.16	49.32	74.00	-24.68	43.23	7.61	32.97	34.49	106	166	Peak	HORIZONTAL
2	4922.24	37.40	54.00	-16.60	31.31	7.61	32.97	34.49	106	166	Average	HORIZONTAL

Vertical

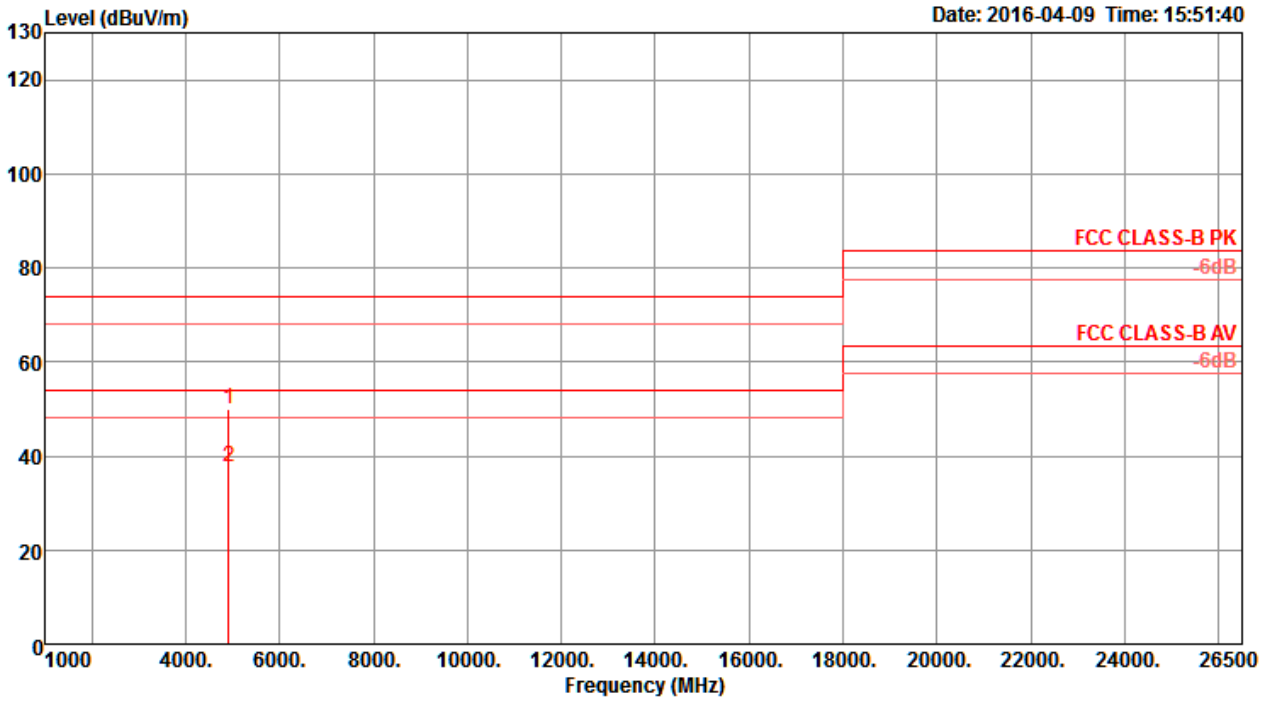

	Freq	Level	Limit Line	Over Limit	Read Level	Cable Loss	Antenna Factor	Preamp Factor	T/Pos	A/Pos	Remark	Pol/Phase
	MHz	dBuV/m	dBuV/m	dB	dBuV	dB	dB/m	dB	deg	cm		
1	4921.64	50.05	74.00	-23.95	43.96	7.61	32.97	34.49	124	165	Peak	VERTICAL
2	4922.92	37.74	54.00	-16.26	31.65	7.61	32.97	34.49	124	165	Average	VERTICAL

Temperature	22°C	Humidity	56%
Test Engineer	Nyle Chang & Peter Wu & Gary Chu & DK Chang & Eddie Weng & Stim Song & Brain Sun	Configurations	IEEE 802.11ac MCS0/Nss1 VHT20 CH 1 / Chain 1 + Chain 2 + Chain 3 + Chain 4
Test Mode	Mode 2		

Horizontal

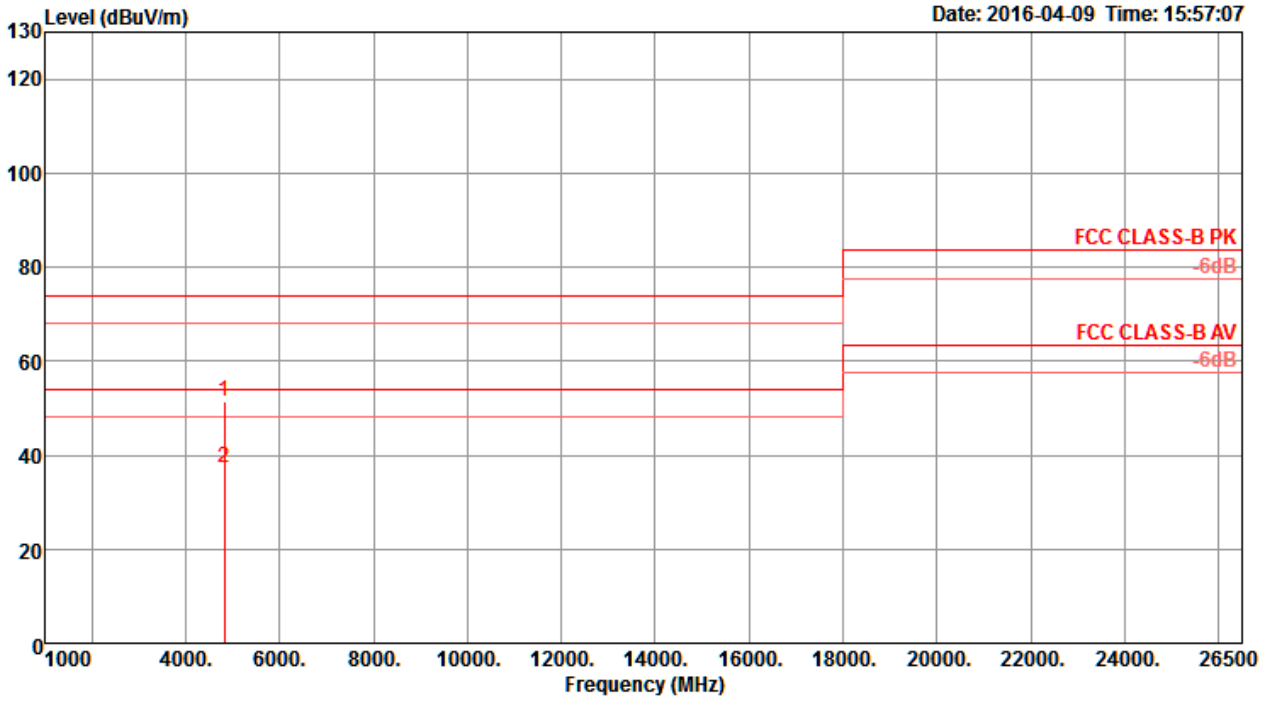

	Freq	Level	Limit Line	Over Limit	Read Level	Cable Loss	Antenna Factor	Preamp Factor	T/Pos	A/Pos	Remark	Pol/Phase
	MHz	dBuV/m	dBuV/m	dB	dBuV	dB	dB/m	dB	deg	cm		
1	4821.72	51.37	74.00	-22.63	45.49	7.58	32.82	34.52	107	154	Peak	HORIZONTAL
2	4821.76	37.48	54.00	-16.52	31.60	7.58	32.82	34.52	107	154	Average	HORIZONTAL

Vertical

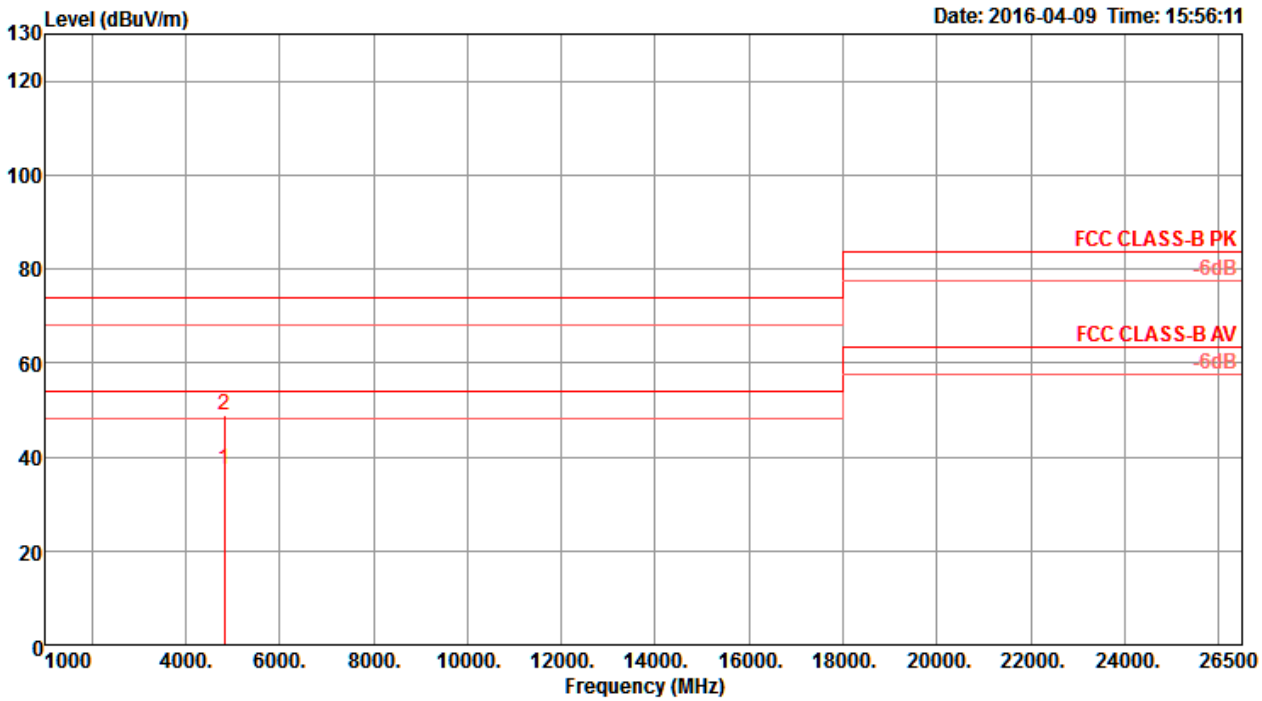

	Freq	Level	Limit Line	Over Limit	Read Level	Cable Loss	Antenna Factor	Preamp Factor	T/Pos	A/Pos	Remark	Pol/Phase
	MHz	dBuV/m	dBuV/m	dB	dBuV	dB	dB/m	dB	deg	cm		
1	4821.56	37.22	54.00	-16.78	31.34	7.58	32.82	34.52	116	165	Average	VERTICAL
2	4823.00	49.04	74.00	-24.96	43.16	7.58	32.82	34.52	116	165	Peak	VERTICAL

Temperature	22°C	Humidity	56%
Test Engineer	Nyle Chang & Peter Wu & Gary Chu & DK Chang & Eddie Weng & Stim Song & Brain Sun	Configurations	IEEE 802.11ac MCS0/Nss1 VHT20 CH 6 / Chain 1 + Chain 2 + Chain 3 + Chain 4
Test Mode	Mode 2		

Horizontal

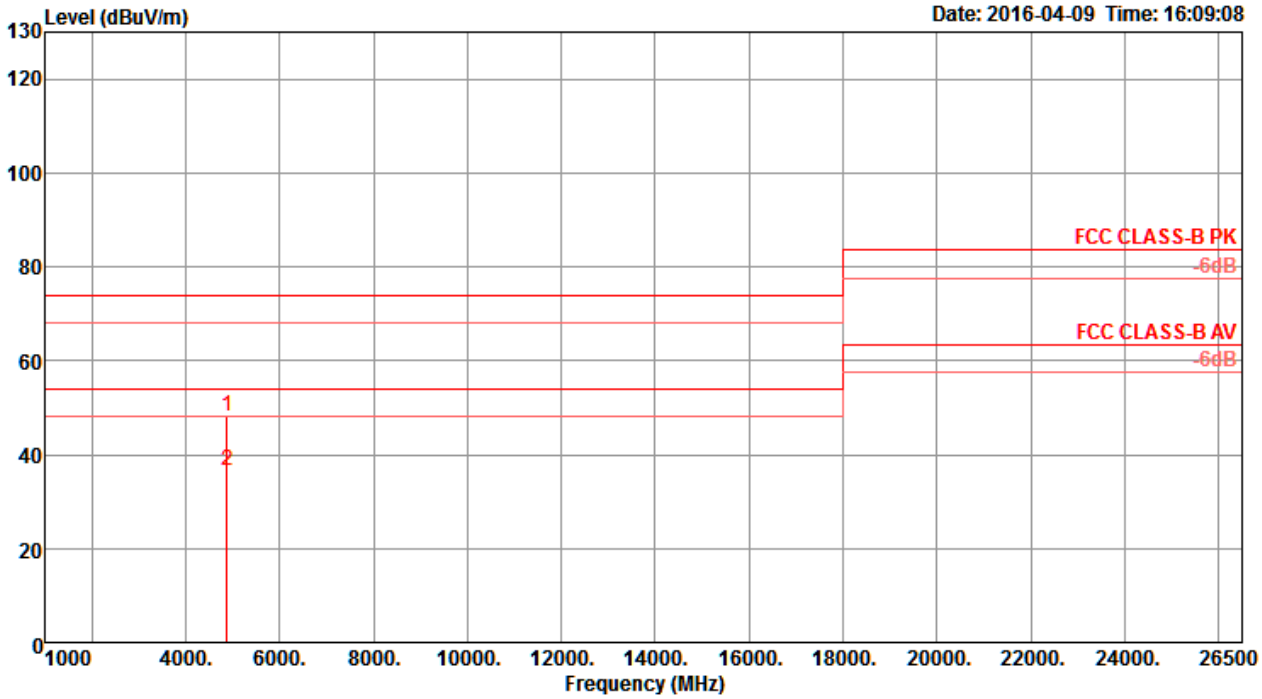

	Freq	Level	Limit Line	Over Limit	Read Level	Cable Loss	Antenna Factor	Preamp Factor	T/Pos	A/Pos	Remark	Pol/Phase
	MHz	dBuV/m	dBuV/m	dB	dBuV	dB	dB/m	dB	deg	cm		
1	4871.00	48.00	74.00	-26.00	42.00	7.60	32.91	34.51	109	175	Peak	HORIZONTAL
2	4872.56	36.45	54.00	-17.55	30.45	7.60	32.91	34.51	109	175	Average	HORIZONTAL

Vertical

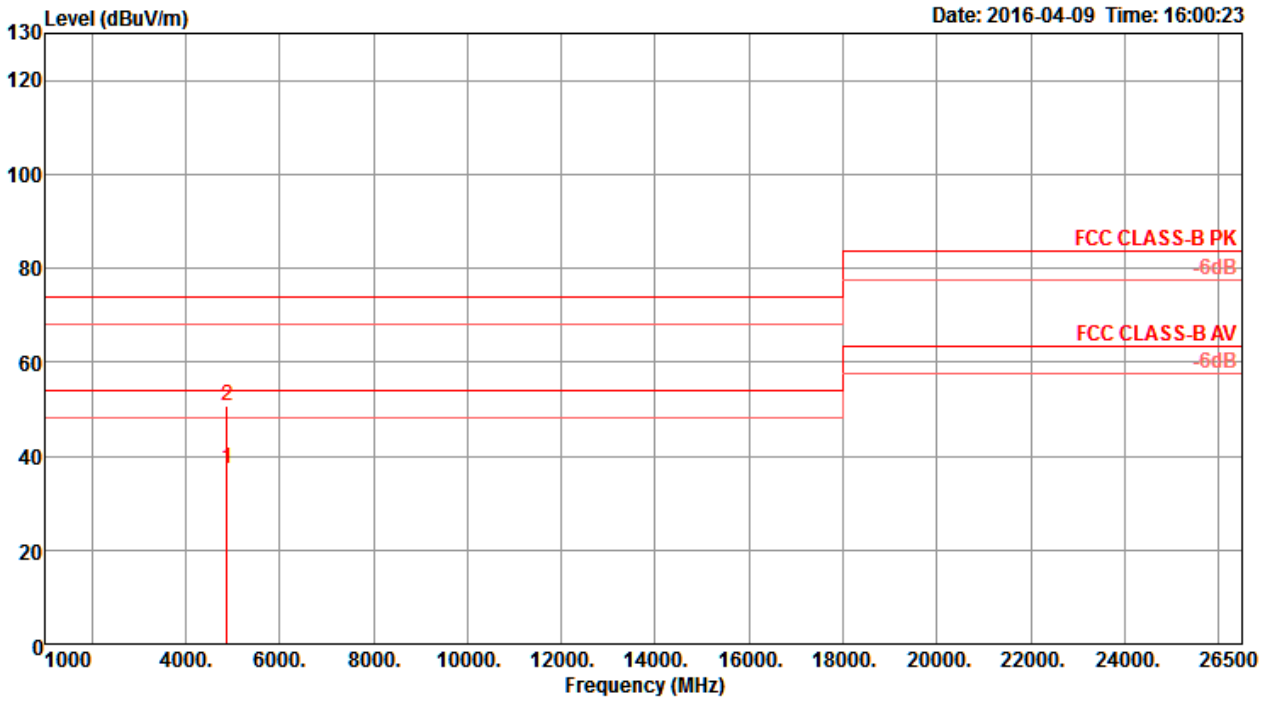

	Freq	Level	Limit Line	Over Limit	Read Level	Cable Loss	Antenna Factor	Preamp Factor	T/Pos	A/Pos	Remark	Pol/Phase
	MHz	dBuV/m	dBuV/m	dB	dBuV	dB	dB/m	dB	deg	cm		
1	4872.68	37.25	54.00	-16.75	31.25	7.60	32.91	34.51	126	178	Average	VERTICAL
2	4873.68	50.52	74.00	-23.48	44.52	7.60	32.91	34.51	126	178	Peak	VERTICAL

Temperature	22°C	Humidity	56%
Test Engineer	Nyle Chang & Peter Wu & Gary Chu & DK Chang & Eddie Weng & Stim Song & Brain Sun	Configurations	IEEE 802.11ac MCS0/Nss1 VHT20 CH 11 / Chain 1 + Chain 2 + Chain 3 + Chain 4
Test Mode	Mode 2		

Horizontal

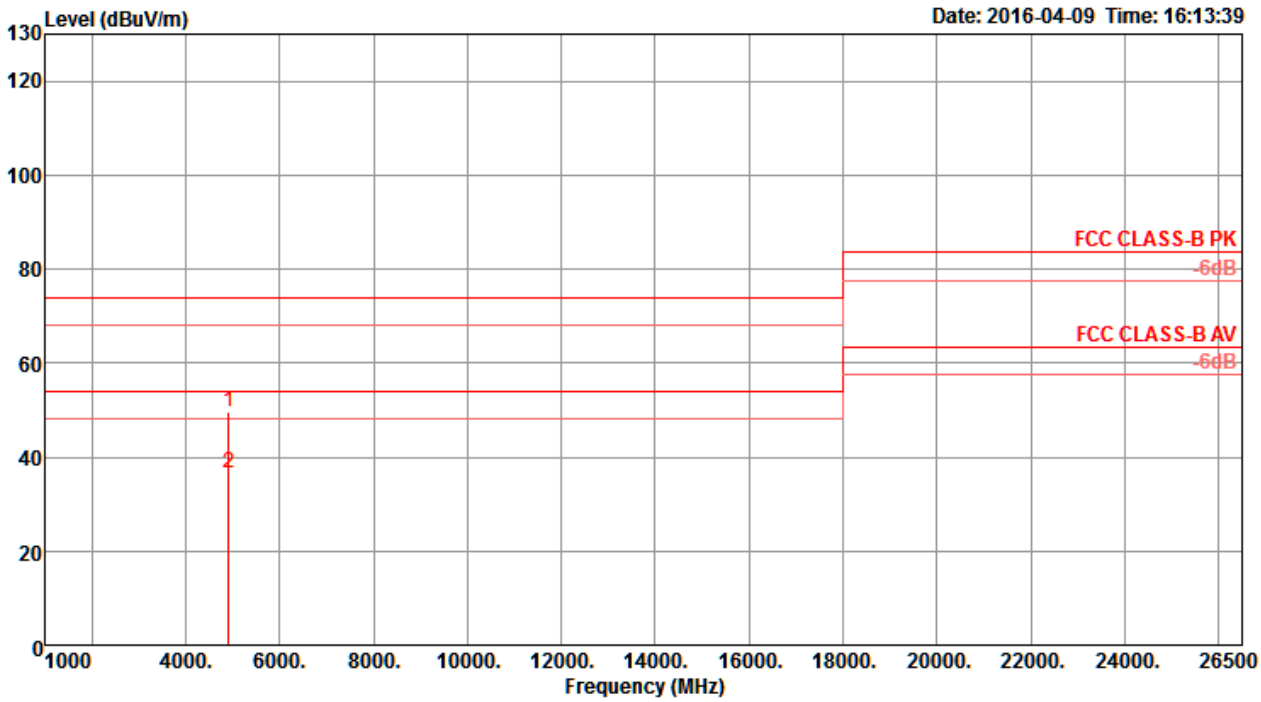

	Freq	Level	Limit Line	Over Limit	Read Level	Cable Loss	Antenna Factor	Preamp Factor	T/Pos	A/Pos	Remark	Pol/Phase
	MHz	dBuV/m	dBuV/m	dB	dBuV	dB	dB/m	dB	deg	cm		
1	4922.36	49.48	74.00	-24.52	43.39	7.61	32.97	34.49	100	167	Peak	HORIZONTAL
2	4922.72	36.43	54.00	-17.57	30.34	7.61	32.97	34.49	100	167	Average	HORIZONTAL

Vertical

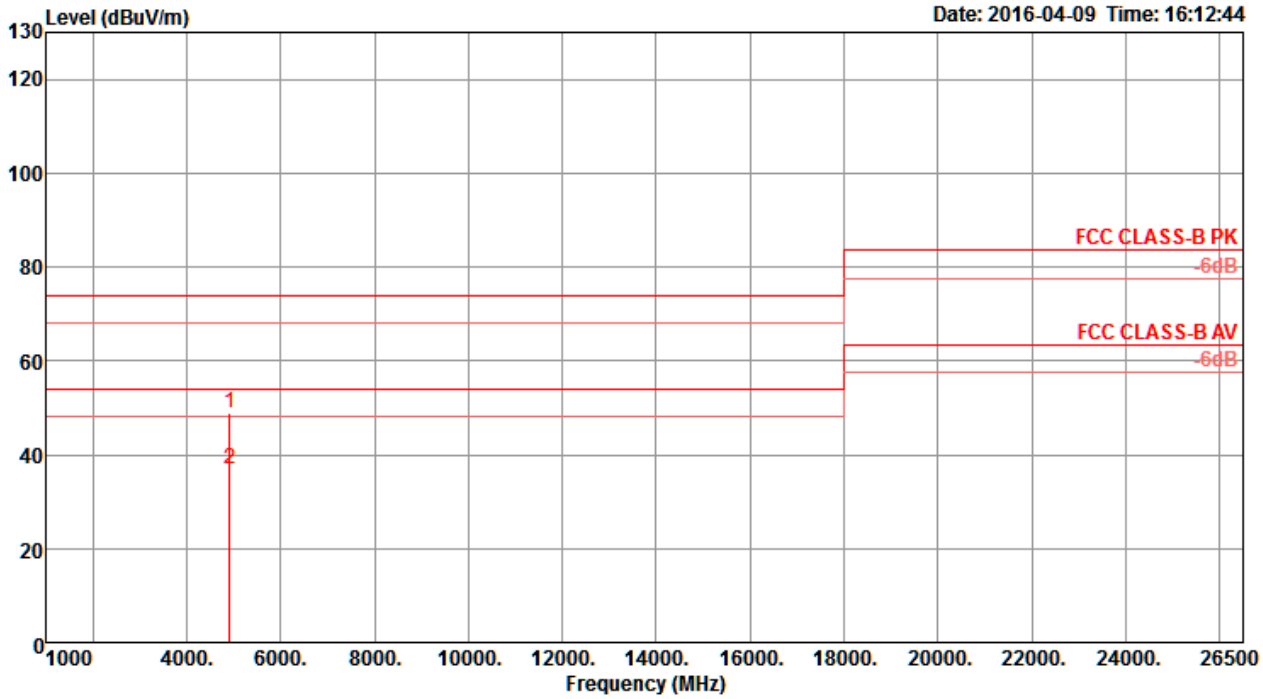

	Freq	Level	Limit Line	Over Limit	Read Level	Cable Loss	Antenna Factor	Preamp Factor	T/Pos	A/Pos	Remark	Pol/Phase
	MHz	dBuV/m	dBuV/m	dB	dBuV	dB	dB/m	dB	deg	cm		
1	4922.64	48.97	74.00	-25.03	42.88	7.61	32.97	34.49	127	170	Peak	VERTICAL
2	4922.72	36.83	54.00	-17.17	30.74	7.61	32.97	34.49	127	170	Average	VERTICAL

Temperature	22°C	Humidity	56%
Test Engineer	Nyle Chang & Peter Wu & Gary Chu & DK Chang & Eddie Weng & Stim Song & Brain Sun	Configurations	IEEE 802.11ac MCS0/Nss1 VHT40 CH 3 / Chain 1 + Chain 2 + Chain 3 + Chain 4
Test Mode	Mode 2		

Horizontal

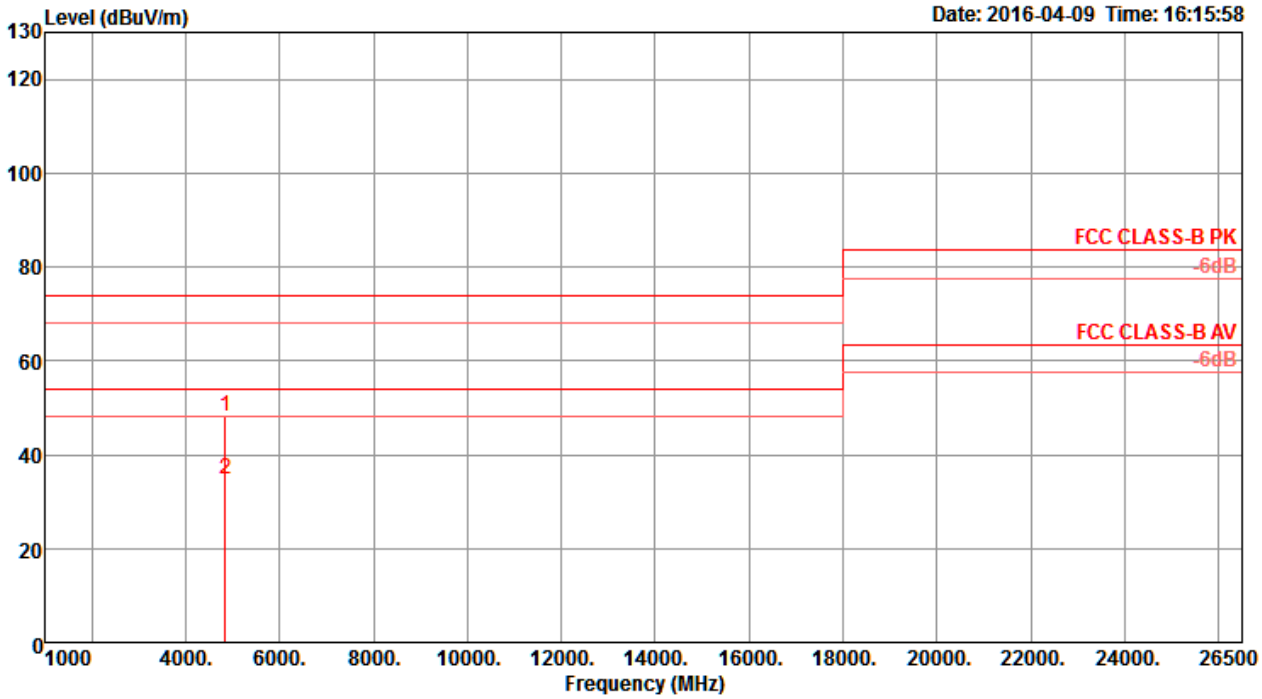

	Freq	Level	Limit Line	Over Limit	Read Level	Cable Loss	Antenna Factor	Preamp Factor	T/Pos	A/Pos	Remark	Pol/Phase
	MHz	dBuV/m	dBuV/m	dB	dBuV	dB	dB/m	dB	deg	cm		
1	4850.48	47.99	74.00	-26.01	42.05	7.59	32.86	34.51	126	160	Peak	HORIZONTAL
2	4851.84	34.77	54.00	-19.23	28.83	7.59	32.86	34.51	126	160	Average	HORIZONTAL

Vertical

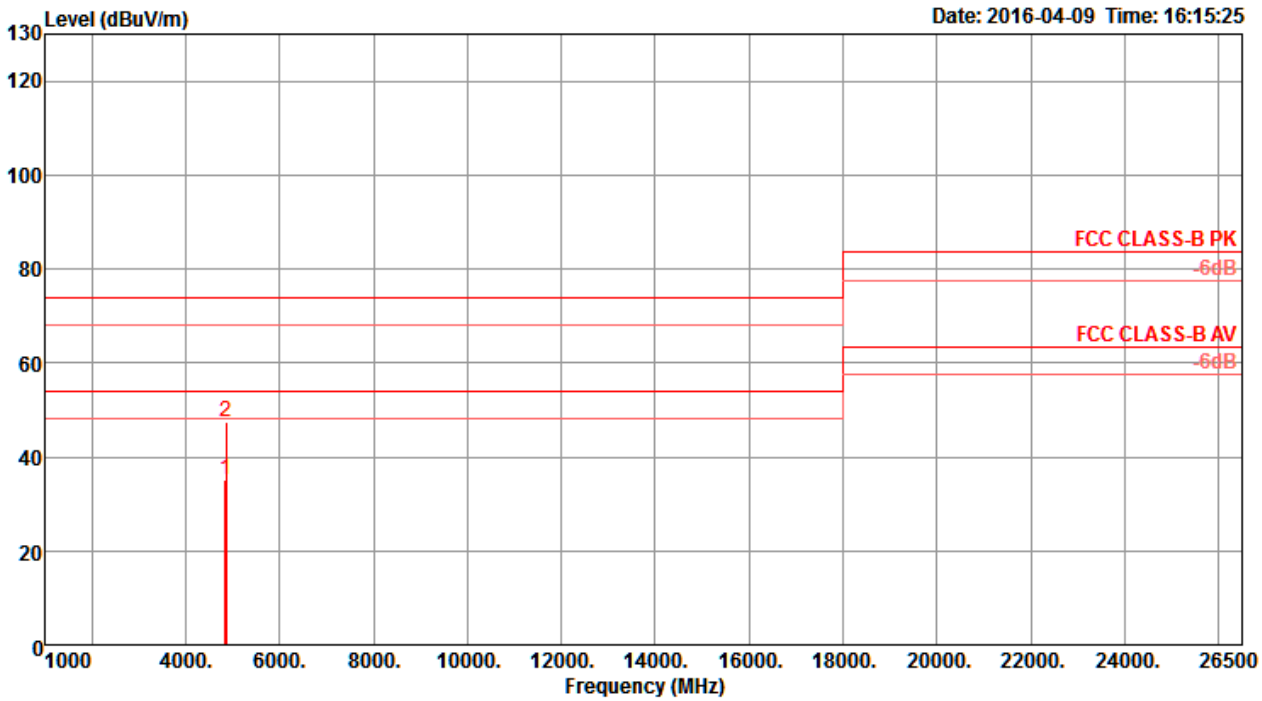

	Freq	Level	Limit Line	Over Limit	Read Level	Cable Loss	Antenna Factor	Preamp Factor	T/Pos	A/Pos	Remark	Pol/Phase
	MHz	dBuV/m	dBuV/m	dB	dBuV	dB	dB/m	dB	deg	cm		
1	4844.36	35.18	54.00	-18.82	29.25	7.59	32.86	34.52	137	164	Average	VERTICAL
2	4853.00	47.55	74.00	-26.45	41.59	7.59	32.88	34.51	137	164	Peak	VERTICAL

Temperature	22°C	Humidity	56%
Test Engineer	Nyle Chang & Peter Wu & Gary Chu & DK Chang & Eddie Weng & Stim Song & Brain Sun	Configurations	IEEE 802.11ac MCS0/Nss1 VHT40 CH 6 / Chain 1 + Chain 2 + Chain 3 + Chain 4
Test Mode	Mode 2		

Horizontal

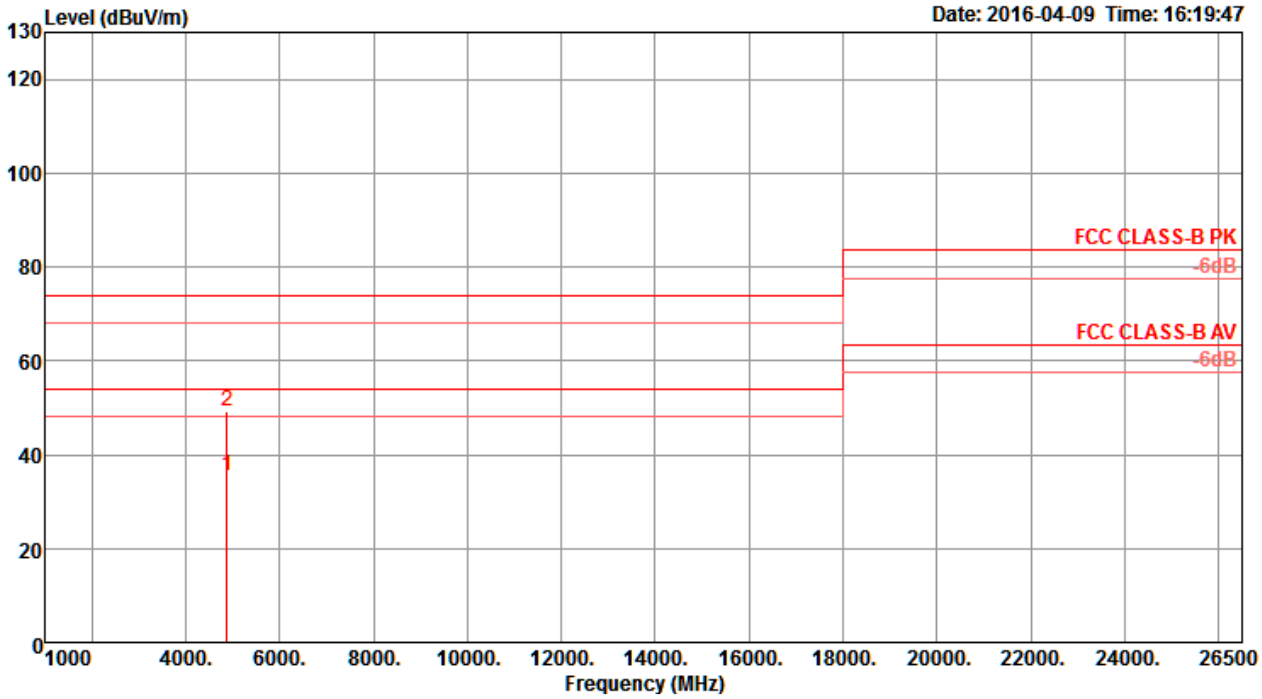

	Freq	Level	Limit Line	Over Limit	Read Level	Cable Loss	Antenna Factor	Preamp Factor	T/Pos	A/Pos	Remark	Pol/Phase
	MHz	dBuV/m	dBuV/m	dB	dBuV	dB	dB/m	dB	deg	cm		
1	4872.92	35.51	54.00	-18.49	29.51	7.60	32.91	34.51	107	174	Average	HORIZONTAL
2	4874.24	49.29	74.00	-24.71	43.29	7.60	32.91	34.51	107	174	Peak	HORIZONTAL

Vertical

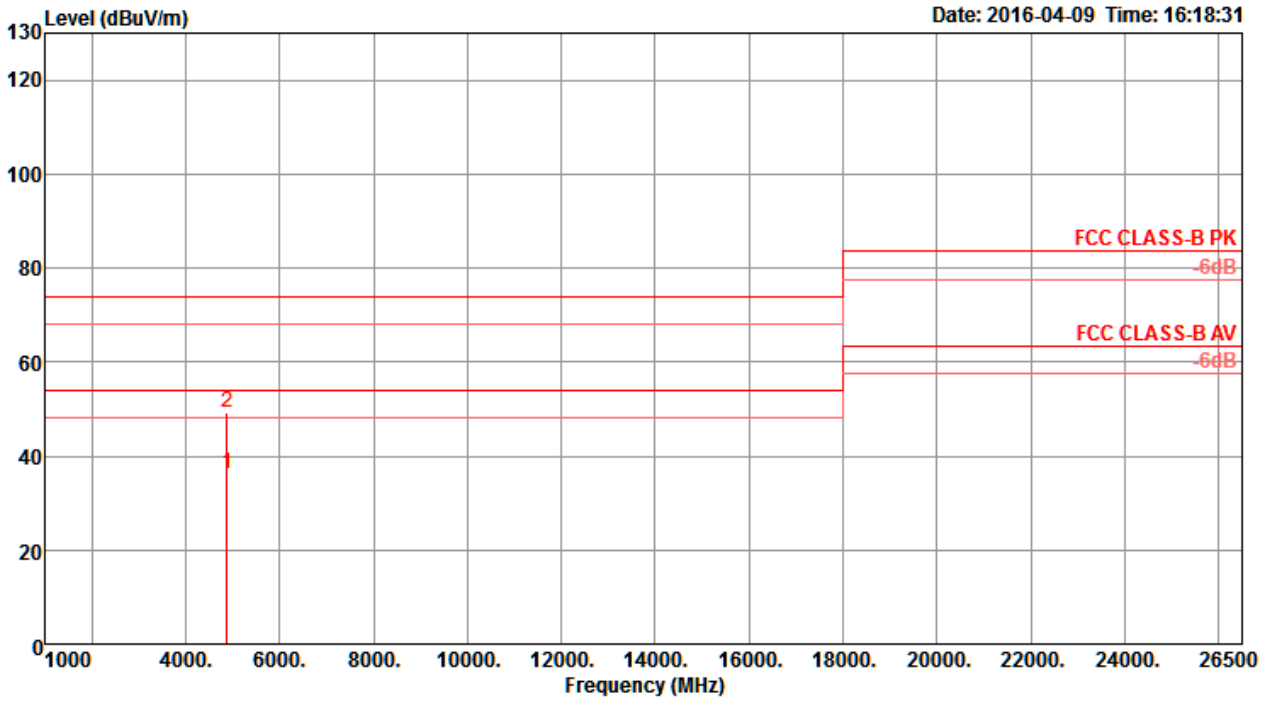

	Freq	Level	Limit Line	Over Limit	Read Level	Cable Loss	Antenna Factor	Preamp Factor	T/Pos	A/Pos	Remark	Pol/Phase
	MHz	dBuV/m	dBuV/m	dB	dBuV	dB	dB/m	dB	deg	cm		
1	4873.68	36.17	54.00	-17.83	30.17	7.60	32.91	34.51	115	188	Average	VERTICAL
2	4874.36	49.28	74.00	-24.72	43.28	7.60	32.91	34.51	115	188	Peak	VERTICAL

Temperature	22°C	Humidity	56%
Test Engineer	Nyle Chang & Peter Wu & Gary Chu & DK Chang & Eddie Weng & Stim Song & Brain Sun	Configurations	IEEE 802.11ac MCS0/Nss1 VHT40 CH 9 / Chain 1 + Chain 2 + Chain 3 + Chain 4
Test Mode	Mode 2		

Horizontal

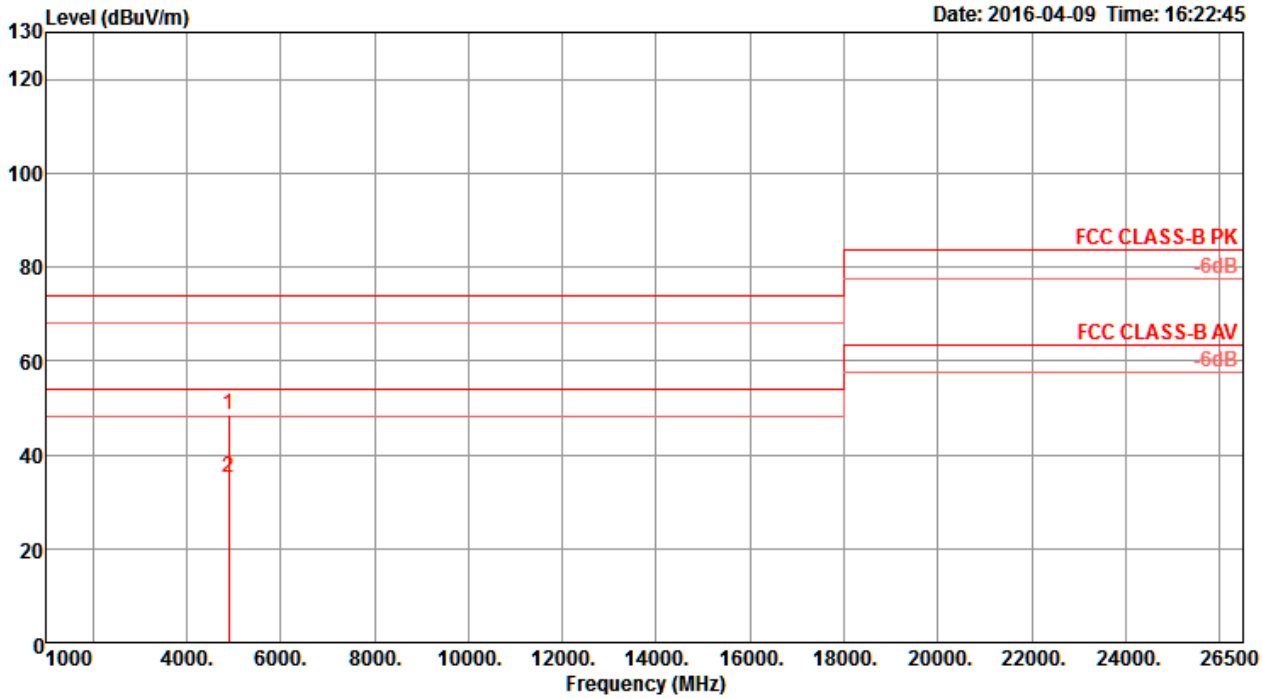

	Freq	Level	Limit Line	Over Limit	Read Level	Cable Loss	Antenna Factor	Preamp Factor	T/Pos	A/Pos	Remark	Pol/Phase
	MHz	dBuV/m	dBuV/m	dB	dBuV	dB	dB/m	dB	deg	cm		
1	4903.56	48.57	74.00	-25.43	42.51	7.61	32.95	34.50	128	165	Peak	HORIZONTAL
2	4906.12	35.07	54.00	-18.93	29.01	7.61	32.95	34.50	128	165	Average	HORIZONTAL

Vertical

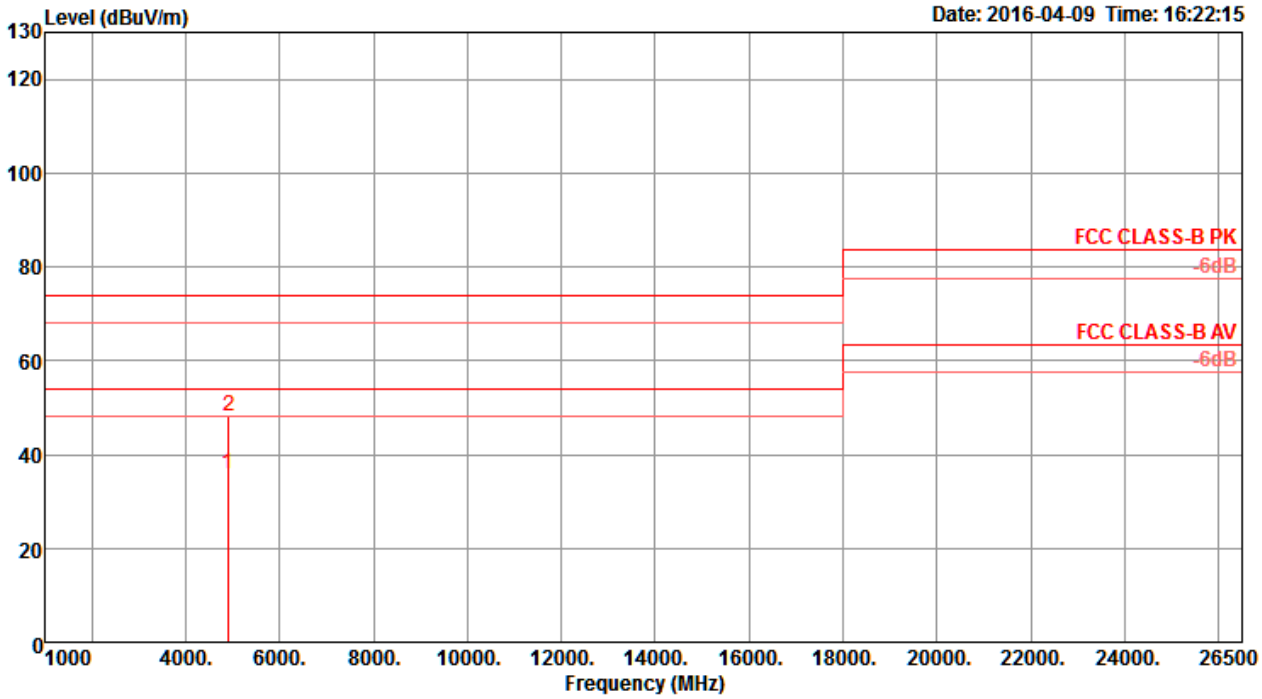

	Freq	Level	Limit Line	Over Limit	Read Level	Cable Loss	Antenna Factor	Preamp Factor	T/Pos	A/Pos	Remark	Pol/Phase
	MHz	dBuV/m	dBuV/m	dB	dBuV	dB	dB/m	dB	deg	cm		
1	4903.68	35.95	54.00	-18.05	29.89	7.61	32.95	34.50	110	169	Average	VERTICAL
2	4907.84	48.06	74.00	-25.94	42.00	7.61	32.95	34.50	110	169	Peak	VERTICAL

Temperature	22°C	Humidity	56%
Test Engineer	Nyle Chang & Peter Wu & Gary Chu & DK Chang & Eddie Weng & Stim Song & Brain Sun	Configurations	IEEE 802. 11ac MCS0/Nss4 VHT20 CH 1 / Chain 1 + Chain 2 + Chain 3 + Chain 4
Test Mode	Mode 2		

Horizontal

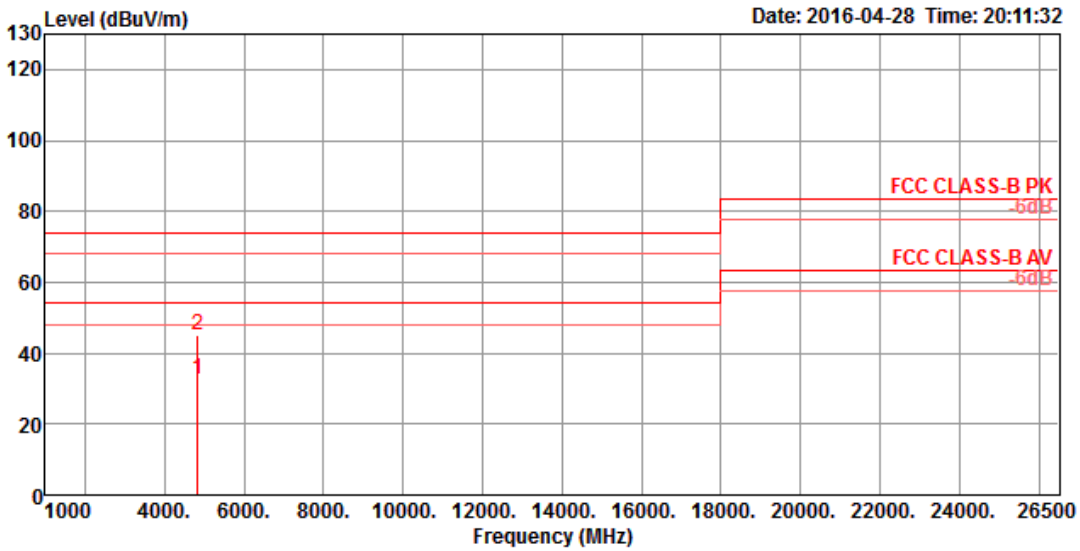

	Freq	Level	Limit Line	Over Limit	Read Level	CableLoss	Antenna Factor	Preamp Factor	A/Pos	T/Pos	Remark	Pol/Phase
	MHz	dBuV/m	dBuV/m	dB	dBuV	dB	dB/m	dB	cm	deg		
1	4823.57	32.65	54.00	-21.35	29.13	7.48	32.58	36.54	150	59	Average	HORIZONTAL
2	4824.03	45.21	74.00	-28.79	41.69	7.48	32.58	36.54	150	59	Peak	HORIZONTAL

Vertical

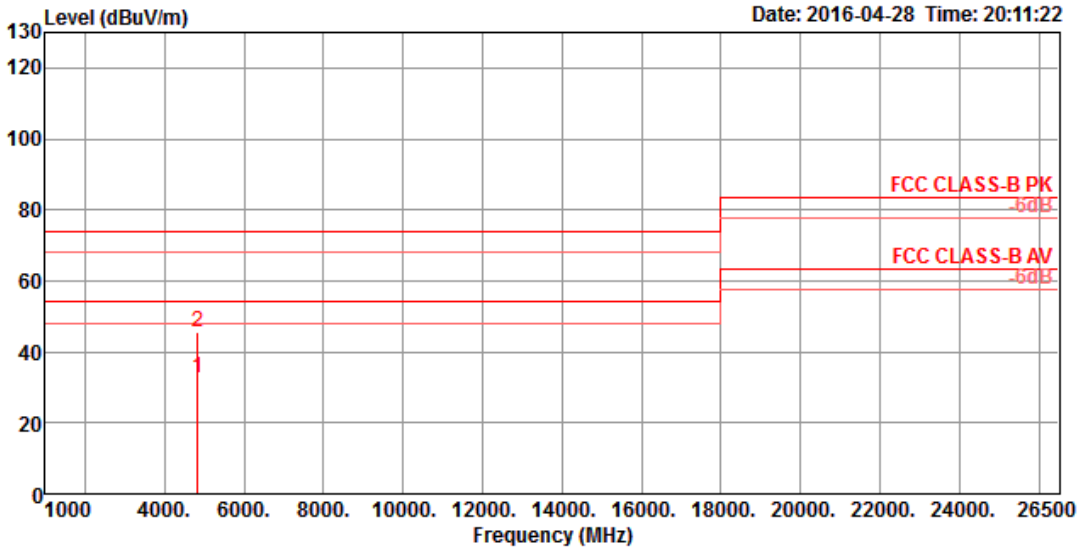

	Freq	Level	Limit Line	Over Limit	Read Level	Cable Loss	Antenna Factor	Preamp Factor	A/Pos	T/Pos	Remark	Pol/Phase
	MHz	dBuV/m	dBuV/m	dB	dBuV	dB	dB/m	dB	cm	deg		
1	4821.28	32.58	54.00	-21.42	29.06	7.48	32.58	36.54	150	237	Average	VERTICAL
2	4836.50	45.58	74.00	-28.42	42.01	7.50	32.61	36.54	150	237	Peak	VERTICAL

Temperature	22°C	Humidity	56%
Test Engineer	Nyle Chang & Peter Wu & Gary Chu & DK Chang & Eddie Weng & Stim Song & Brain Sun	Configurations	IEEE 802. 11ac MCS0/Nss4 VHT20 CH 6 / Chain 1 + Chain 2 + Chain 3 + Chain 4
Test Mode	Mode 2		

Horizontal

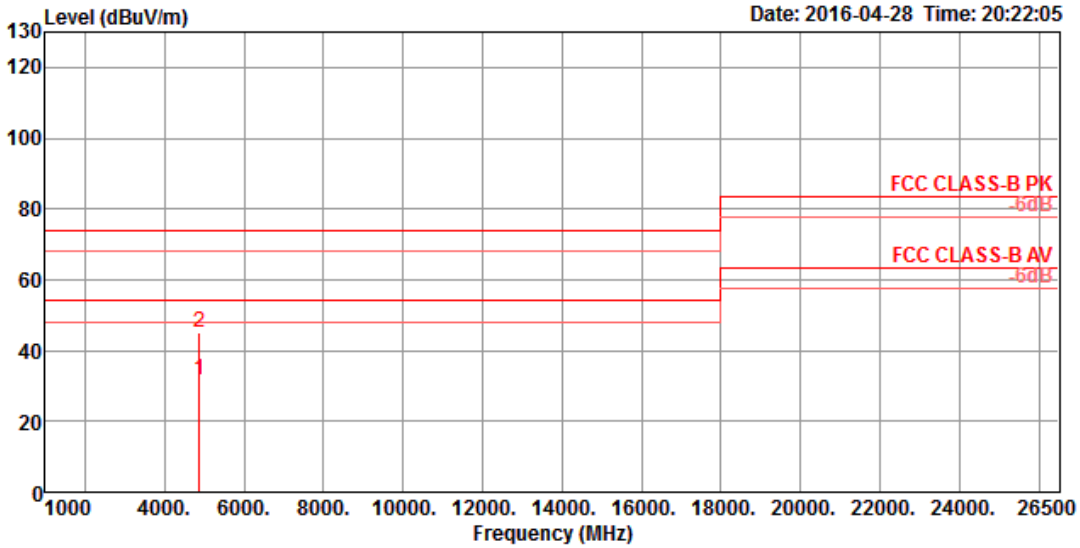

	Freq	Level	Limit Line	Over Limit	Read Level	Cable Loss	Antenna Factor	Preamp Factor	A/Pos	T/Pos	Remark	Pol/Phase
	MHz	dBuV/m	dBuV/m	dB	dBuV	dB	dB/m	dB	cm	deg		
1	4871.08	31.84	54.00	-22.16	28.13	7.56	32.68	36.53	150	37	Average	HORIZONTAL
2	4877.48	45.25	74.00	-28.75	41.54	7.56	32.68	36.53	150	37	Peak	HORIZONTAL

Vertical

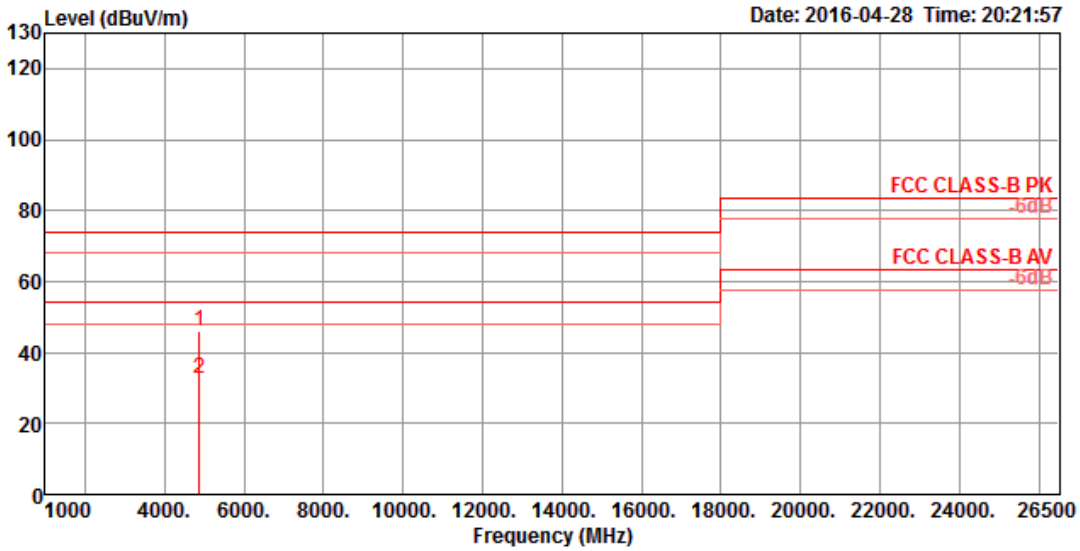

	Freq	Level	Limit Line	Over Limit	Read Level	Cable Loss	Antenna Factor	Preamp Factor	A/Pos	T/Pos	Remark	Pol/Phase
	MHz	dBuV/m	dBuV/m	dB	dBuV	dB	dB/m	dB	cm	deg		
1	4872.70	46.05	74.00	-27.95	42.34	7.56	32.68	36.53	150	212	Peak	VERTICAL
2	4876.79	32.45	54.00	-21.55	28.74	7.56	32.68	36.53	150	212	Average	VERTICAL

Temperature	22°C	Humidity	56%
Test Engineer	Nyle Chang & Peter Wu & Gary Chu & DK Chang & Eddie Weng & Stim Song & Brain Sun	Configurations	IEEE 802. 11ac MCS0/Nss4 VHT20 CH 11 / Chain 1 + Chain 2 + Chain 3 + Chain 4
Test Mode	Mode 2		

Horizontal

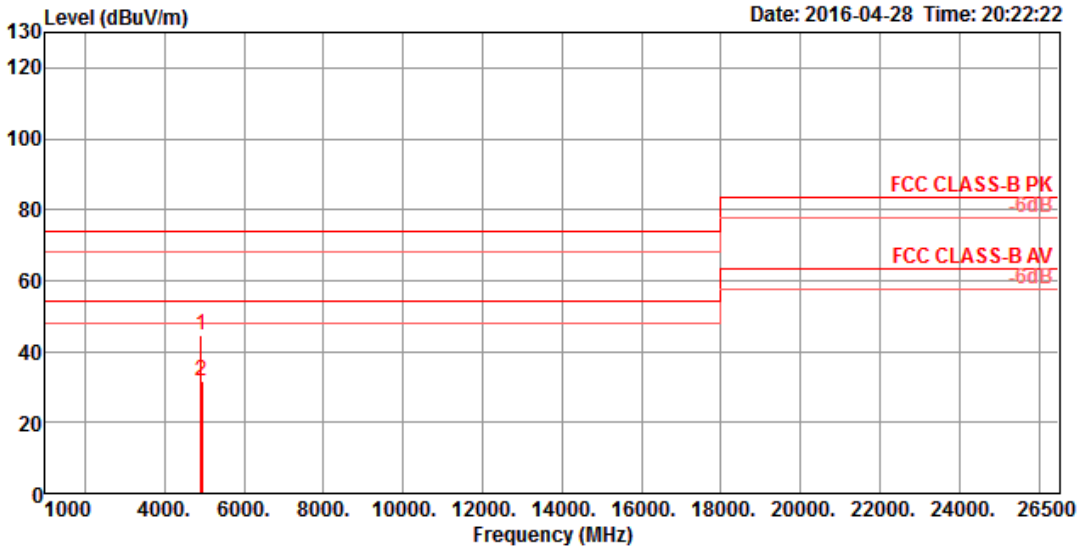

	Freq	Level	Limit Line	Over Limit	Read Level	Cable Loss	Antenna Factor	Preamp Factor	A/Pos	T/Pos	Remark	Pol/Phase
	MHz	dBuV/m	dBuV/m	dB	dBuV	dB	dB/m	dB	cm	deg		
1	4922.91	44.49	74.00	-29.51	40.64	7.63	32.75	36.53	150	51	Peak	HORIZONTAL
2	4928.54	31.53	54.00	-22.47	27.63	7.65	32.78	36.53	150	51	Average	HORIZONTAL

Vertical

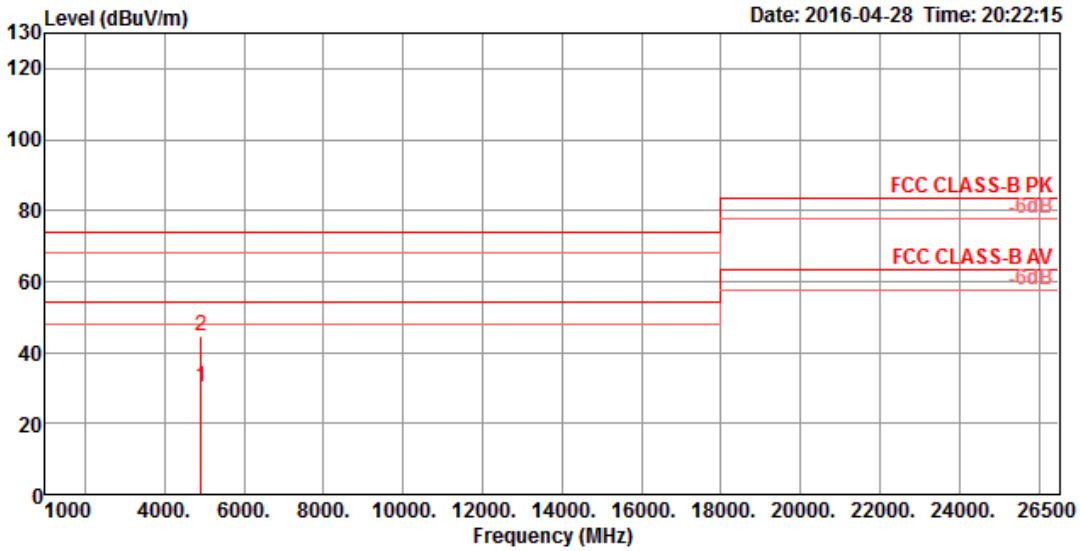

	Freq	Level	Limit Line	Over Limit	Read Level	Cable Loss	Antenna Factor	Preamp Factor	A/Pos	T/Pos	Remark	Pol/Phase
	MHz	dBuV/m	dBuV/m	dB	dBuV	dB	dB/m	dB	cm	deg		
1	4922.64	30.44	54.00	-23.56	26.59	7.63	32.75	36.53	150	115	Average	VERTICAL
2	4923.36	44.70	74.00	-29.30	40.85	7.63	32.75	36.53	150	115	Peak	VERTICAL

Temperature	22°C	Humidity	56%
Test Engineer	Nyle Chang & Peter Wu & Gary Chu & DK Chang & Eddie Weng & Stim Song & Brain Sun	Configurations	IEEE 802. 11ac MCS0/Nss4 VHT40 CH 3 / Chain 1 + Chain 2 + Chain 3 + Chain 4
Test Mode	Mode 2		

Horizontal

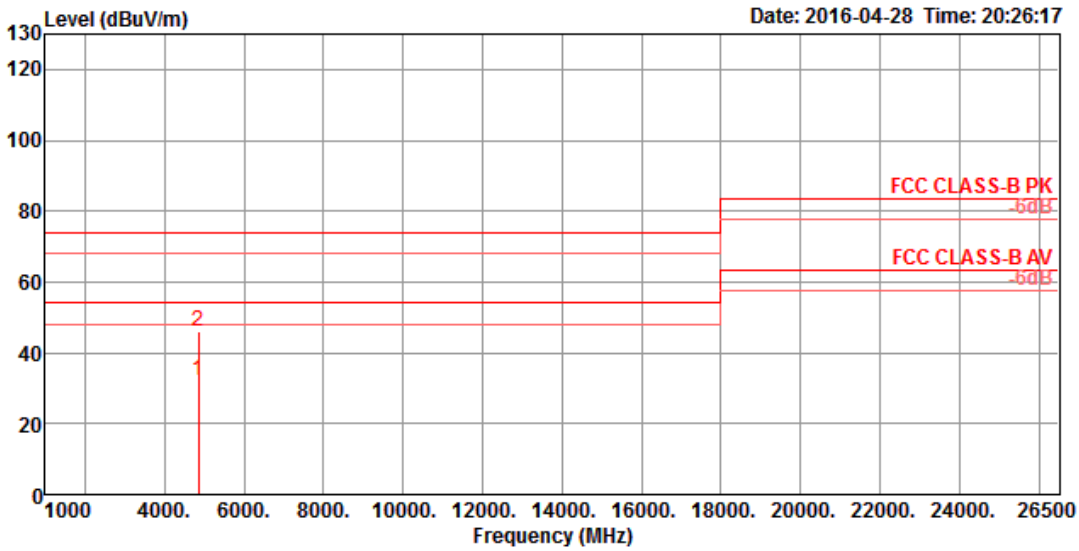

	Freq	Level	Limit Line	Over Limit	Read Level	Cable Loss	Antenna Factor	Preamp Factor	A/Pos	T/Pos	Remark	Pol/Phase
	MHz	dBuV/m	dBuV/m	dB	dBuV	dB	dB/m	dB	cm	deg		
1	4842.41	32.37	54.00	-21.63	28.76	7.52	32.63	36.54	150	28	Average	HORIZONTAL
2	4845.56	45.96	74.00	-28.04	42.34	7.52	32.63	36.53	150	28	Peak	HORIZONTAL

Vertical

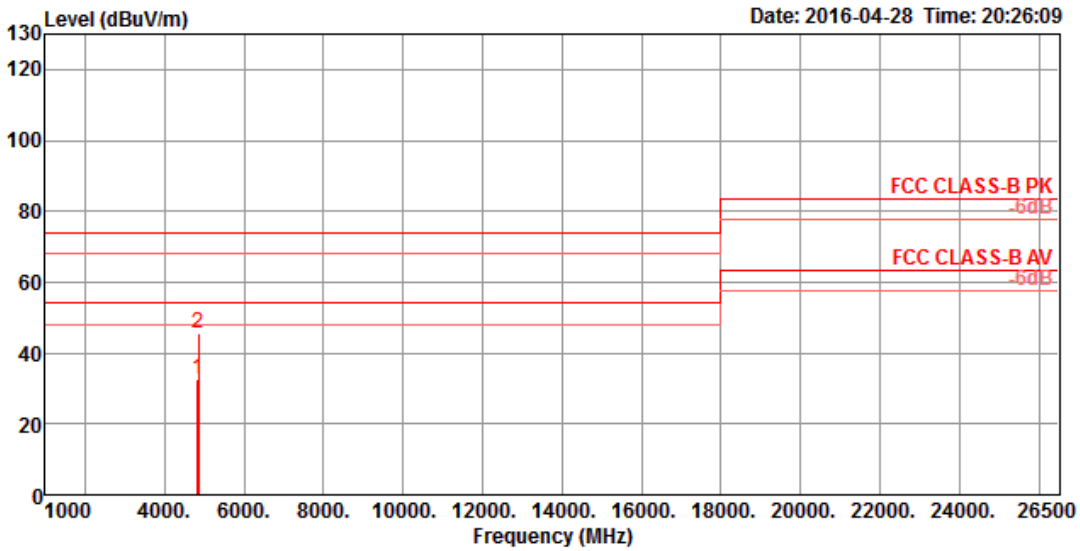

	Freq	Level	Limit Line	Over Limit	Read Level	Cable Loss	Antenna Factor	Preamp Factor	A/Pos	T/Pos	Remark	Pol/Phase
	MHz	dBuV/m	dBuV/m	dB	dBuV	dB	dB/m	dB	cm	deg		
1	4839.24	32.39	54.00	-21.61	28.78	7.52	32.63	36.54	150	238	Average	VERTICAL
2	4848.38	45.58	74.00	-28.42	41.96	7.52	32.63	36.53	150	238	Peak	VERTICAL

Temperature	22°C	Humidity	56%
Test Engineer	Nyle Chang & Peter Wu & Gary Chu & DK Chang & Eddie Weng & Stim Song & Brain Sun	Configurations	IEEE 802. 11ac MCS0/Nss4 VHT40 CH 6 / Chain 1 + Chain 2 + Chain 3 + Chain 4
Test Mode	Mode 2		

Horizontal

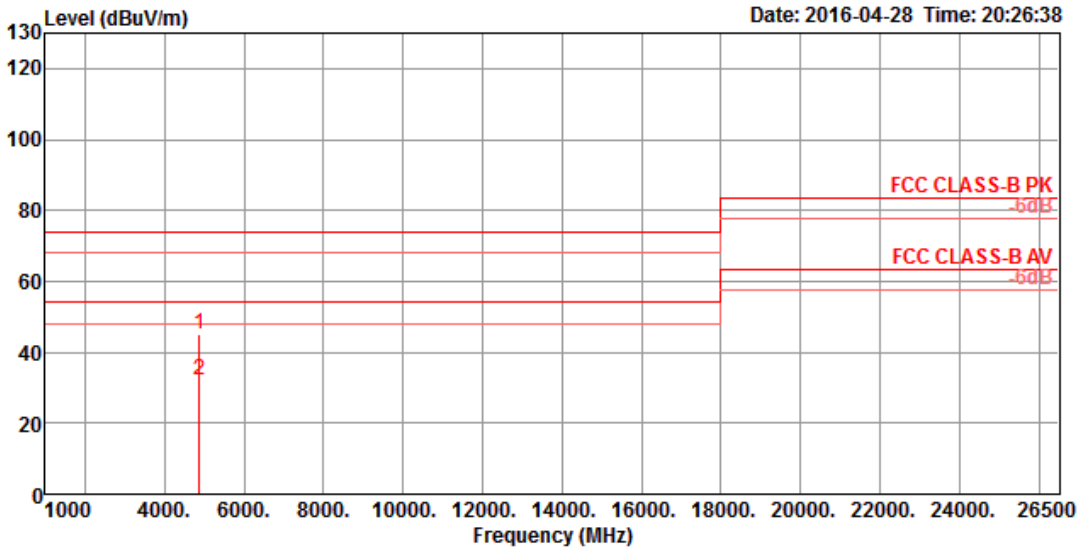

	Freq	Level	Limit Line	Over Limit	Read Level	Cable Loss	Antenna Factor	Preamp Factor	A/Pos	T/Pos	Remark	Pol/Phase
	MHz	dBuV/m	dBuV/m	dB	dBuV	dB	dB/m	dB	cm	deg		
1	4874.58	45.22	74.00	-28.78	41.51	7.56	32.68	36.53	150	86	Peak	HORIZONTAL
2	4876.56	32.08	54.00	-21.92	28.37	7.56	32.68	36.53	150	86	Average	HORIZONTAL

Vertical

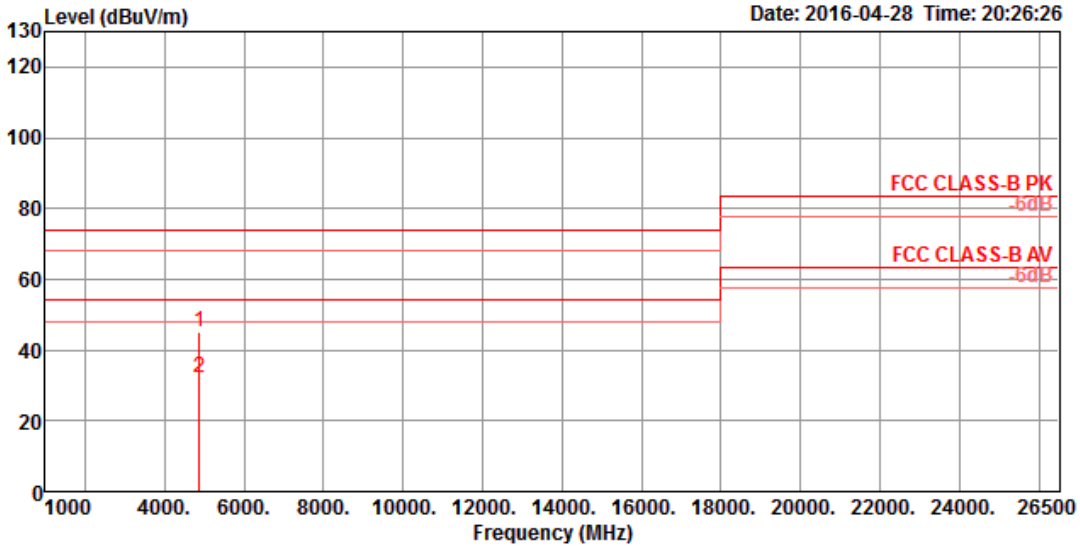

	Freq	Level	Limit Line	Over Limit	Read Level	Cable Loss	Antenna Factor	Preamp Factor	A/Pos	T/Pos	Remark	Pol/Phase
	MHz	dBuV/m	dBuV/m	dB	dBuV	dB	dB/m	dB	cm	deg		
1	4870.83	45.32	74.00	-28.68	41.61	7.56	32.68	36.53	150	219	Peak	VERTICAL
2	4870.86	32.17	54.00	-21.83	28.46	7.56	32.68	36.53	150	219	Average	VERTICAL

Temperature	22°C	Humidity	56%
Test Engineer	Nyle Chang & Peter Wu & Gary Chu & DK Chang & Eddie Weng & Stim Song & Brain Sun	Configurations	IEEE 802. 11ac MCS0/Nss4 VHT40 CH 9 / Chain 1 + Chain 2 + Chain 3 + Chain 4
Test Mode	Mode 2		

Horizontal

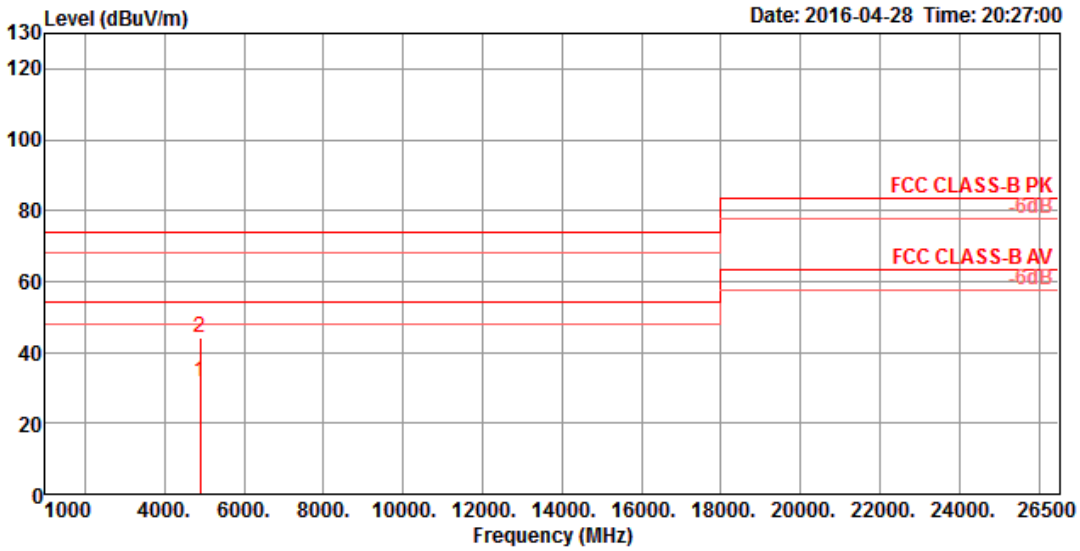

	Freq	Level	Limit Line	Over Limit	Read Level	Cable Loss	Antenna Factor	Preamp Factor	A/Pos	T/Pos	Remark	Pol/Phase
	MHz	dBuV/m	dBuV/m	dB	dBuV	dB	dB/m	dB	cm	deg		
1	4900.76	31.58	54.00	-22.42	27.77	7.61	32.73	36.53	150	44	Average	HORIZONTAL
2	4905.11	44.35	74.00	-29.65	40.54	7.61	32.73	36.53	150	44	Peak	HORIZONTAL

Vertical

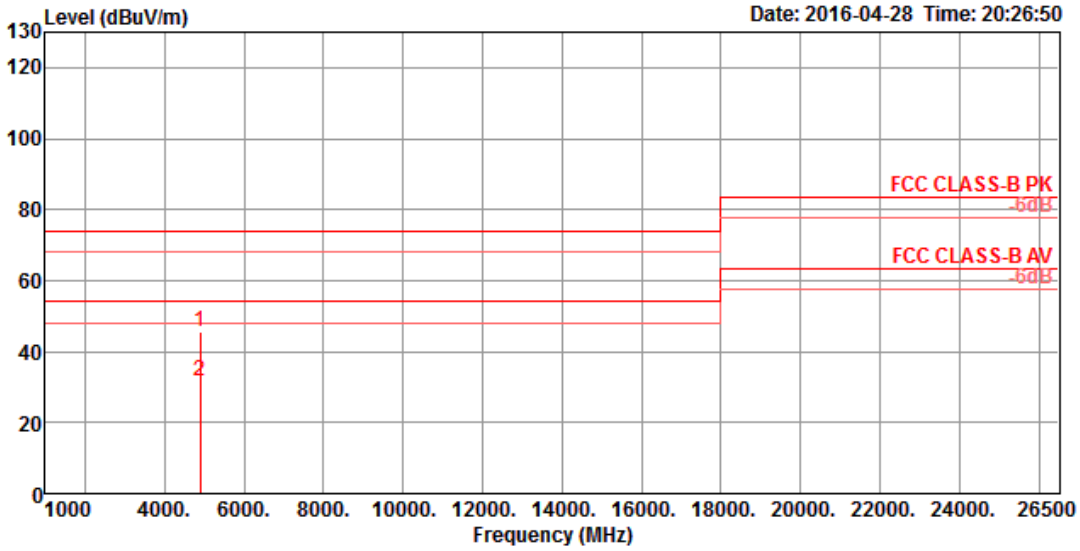

	Freq	Level	Limit Line	Over Limit	Read Level	Cable Loss	Antenna Factor	Preamp Factor	A/Pos	T/Pos	Remark	Pol/Phase
	MHz	dBuV/m	dBuV/m	dB	dBuV	dB	dB/m	dB	cm	deg		
1	4900.96	45.34	74.00	-28.66	41.53	7.61	32.73	36.53	150	294	Peak	VERTICAL
2	4903.28	31.83	54.00	-22.17	28.02	7.61	32.73	36.53	150	294	Average	VERTICAL

Temperature	22°C	Humidity	56%
Test Engineer	Nyle Chang & Peter Wu & Gary Chu & DK Chang & Eddie Weng & Stim Song & Brain Sun	Configurations	IEEE 802.11b CH 1 / Chain 1 + Chain 2 + Chain 3 + Chain 4
Test Mode	Mode 3		

Horizontal

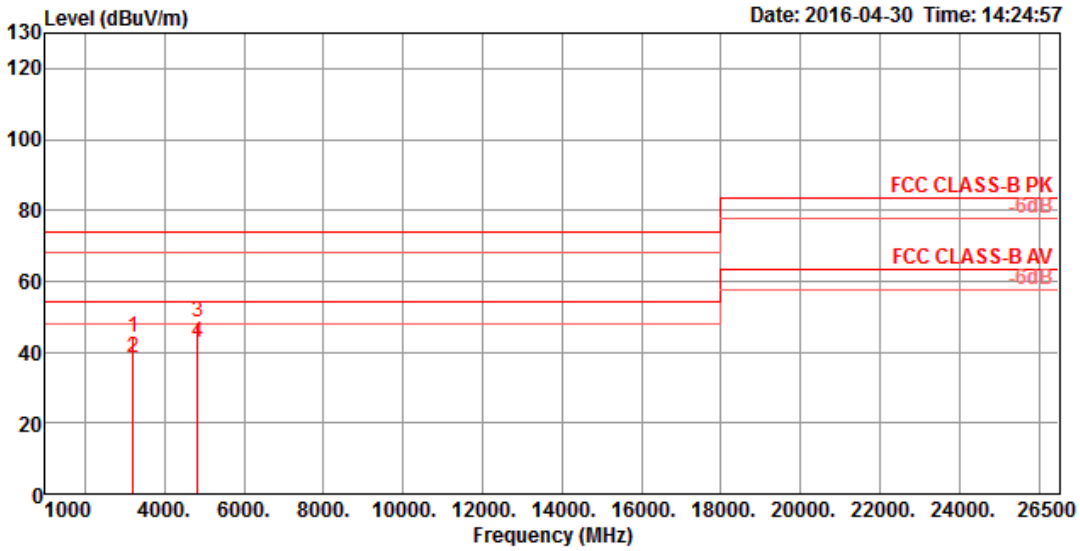

	Freq	Level	Limit Line	Over Limit	Read Level	Cable Loss	Antenna Factor	Preamp Factor	A/Pos	T/Pos	Remark	Pol/Phase
	MHz	dBuV/m	dBuV/m	dB	dBuV	dB	dB/m	dB	cm	deg		
1	3215.14	44.29	74.00	-29.71	45.23	5.94	29.80	36.68	227	15	Peak	HORIZONTAL
2	3216.33	38.44	54.00	-15.56	39.38	5.94	29.80	36.68	227	15	Average	HORIZONTAL
3	4823.88	48.29	74.00	-25.71	44.77	7.48	32.58	36.54	227	15	Peak	HORIZONTAL
4	4823.98	42.89	54.00	-11.11	39.37	7.48	32.58	36.54	227	15	Average	HORIZONTAL

Vertical

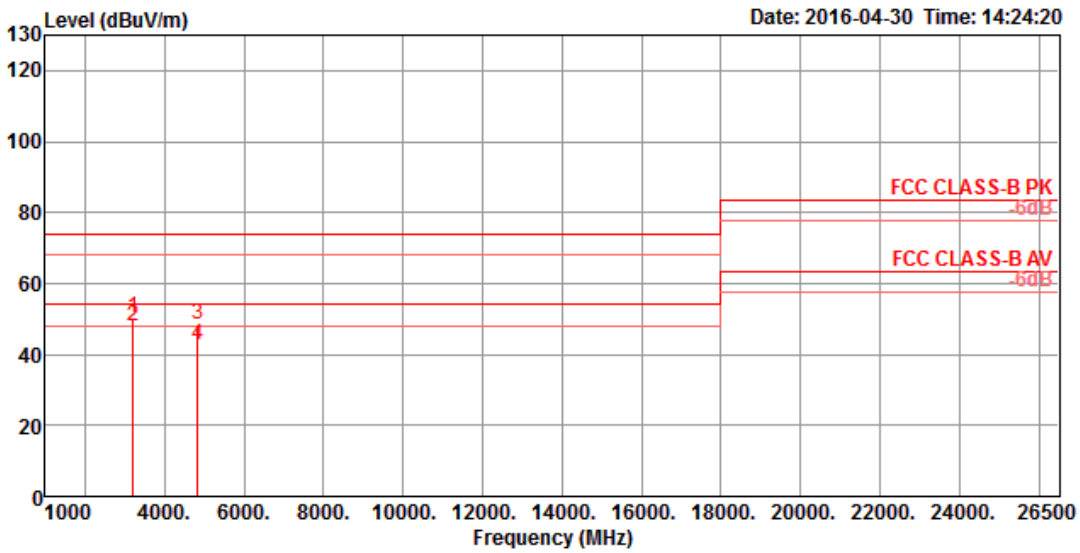

	Freq	Level	Limit Line	Over Limit	Read Level	Cable Loss	Antenna Factor	Preamp Factor	A/Pos	T/Pos	Remark	Pol/Phase
	MHz	dBuV/m	dBuV/m	dB	dBuV	dB	dB/m	dB	cm	deg		
1	3215.25	50.43	74.00	-23.57	51.37	5.94	29.80	36.68	228	98	Peak	VERTICAL
2	3215.33	48.00	54.00	-6.00	48.94	5.94	29.80	36.68	228	98	Average	VERTICAL
3	4823.90	48.59	74.00	-25.41	45.07	7.48	32.58	36.54	228	98	Peak	VERTICAL
4	4824.00	42.83	54.00	-11.17	39.31	7.48	32.58	36.54	228	98	Average	VERTICAL

Temperature	22°C	Humidity	56%
Test Engineer	Nyle Chang & Peter Wu & Gary Chu & DK Chang & Eddie Weng & Stim Song & Brain Sun	Configurations	IEEE 802.11b CH 6 / Chain 1 + Chain 2 + Chain 3 + Chain 4
Test Mode	Mode 3		

Horizontal

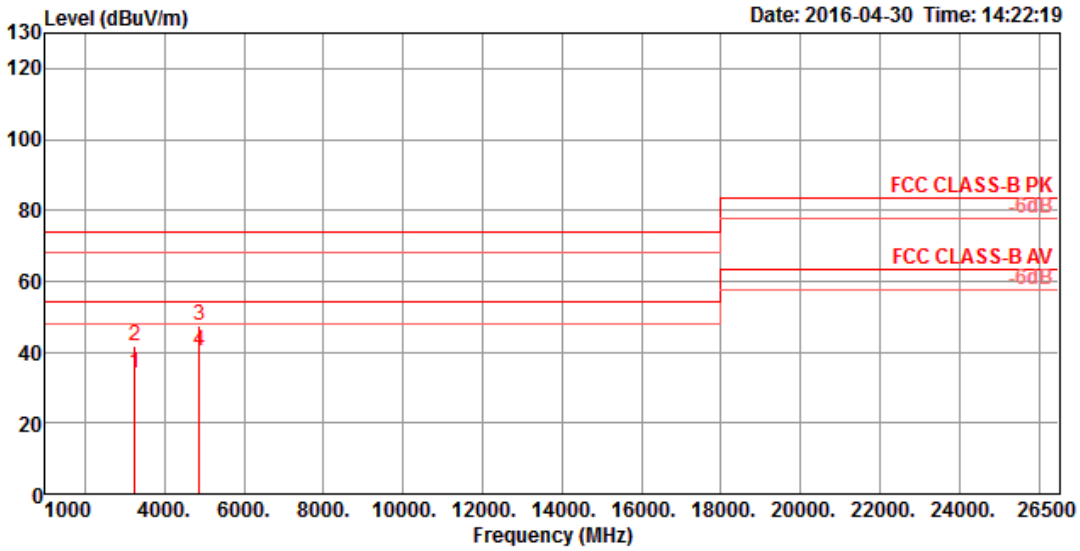

	Freq	Level	Limit Line	Over Limit	Read Level	Cable Loss	Antenna Factor	Preamp Factor	A/Pos	T/Pos	Remark	Pol/Phase
	MHz	dBuV/m	dBuV/m	dB	dBuV	dB	dB/m	dB	cm	deg		
1	3249.28	33.96	54.00	-20.04	34.75	6.00	29.88	36.67	100	117	Average	HORIZONTAL
2	3249.30	41.94	74.00	-32.06	42.73	6.00	29.88	36.67	100	117	Peak	HORIZONTAL
3	4873.75	47.68	74.00	-26.32	43.97	7.56	32.68	36.53	231	231	Peak	HORIZONTAL
4	4873.92	40.52	54.00	-13.48	36.81	7.56	32.68	36.53	231	231	Average	HORIZONTAL

Vertical

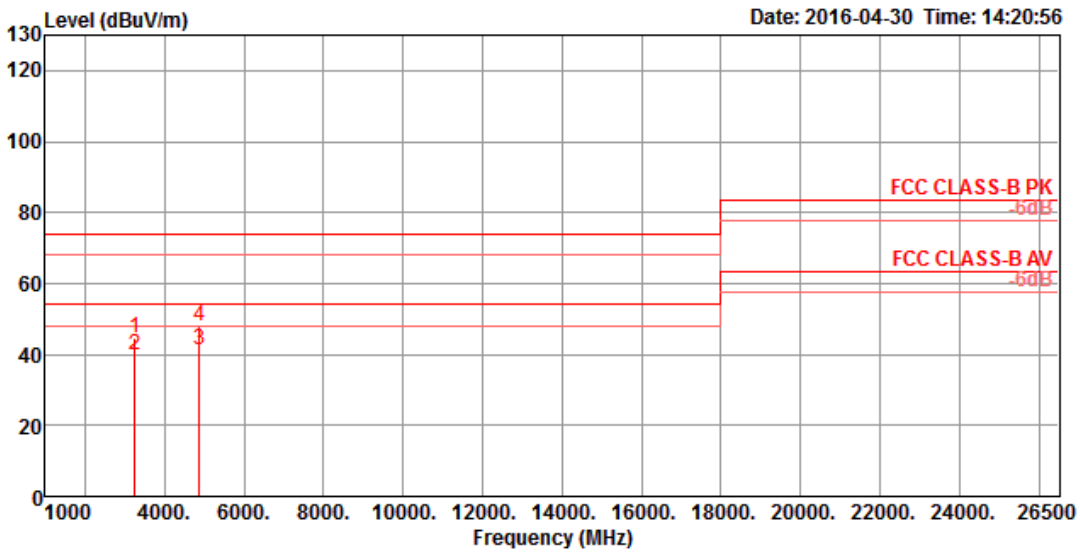

	Freq	Level	Limit Line	Over Limit	Read Level	Cable Loss	Antenna Factor	Preamp Factor	A/Pos	T/Pos	Remark	Pol/Phase
	MHz	dBuV/m	dBuV/m	dB	dBuV	dB	dB/m	dB	cm	deg		
1	3249.28	44.68	74.00	-29.32	45.47	6.00	29.88	36.67	135	349	Peak	VERTICAL
2	3249.32	39.76	54.00	-14.24	40.55	6.00	29.88	36.67	135	349	Average	VERTICAL
3	4873.99	41.30	54.00	-12.70	37.59	7.56	32.68	36.53	297	103	Average	VERTICAL
4	4874.06	47.93	74.00	-26.07	44.22	7.56	32.68	36.53	297	103	Peak	VERTICAL

Temperature	22°C	Humidity	56%
Test Engineer	Nyle Chang & Peter Wu & Gary Chu & DK Chang & Eddie Weng & Stim Song & Brain Sun	Configurations	IEEE 802.11b CH 11 / Chain 1 + Chain 2 + Chain 3 + Chain 4
Test Mode	Mode 3		

Horizontal

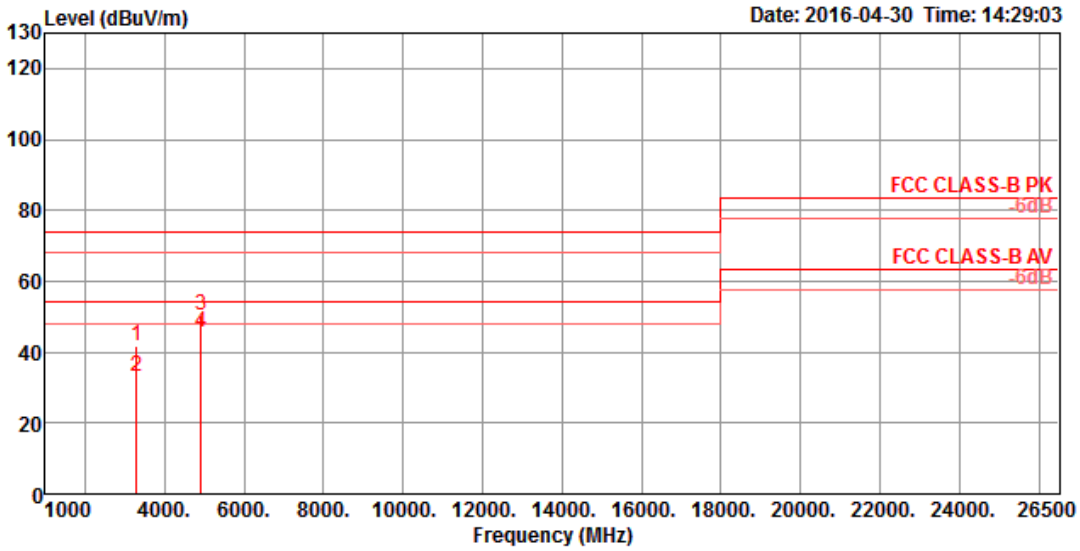

	Freq	Level	Limit Line	Over Limit	Read Level	Cable Loss	Antenna Factor	Preamp Factor	A/Pos	T/Pos	Remark	Pol/Phase
	MHz	dBuV/m	dBuV/m	dB	dBuV	dB	dB/m	dB	cm	deg		
1	3282.34	41.61	74.00	-32.39	42.30	6.04	29.94	36.67	128	360	Peak	HORIZONTAL
2	3282.60	33.01	54.00	-20.99	33.70	6.04	29.94	36.67	128	360	Average	HORIZONTAL
3	4923.94	50.24	74.00	-23.76	46.34	7.65	32.78	36.53	270	232	Peak	HORIZONTAL
4	4923.99	45.43	54.00	-8.57	41.53	7.65	32.78	36.53	270	232	Average	HORIZONTAL

Vertical

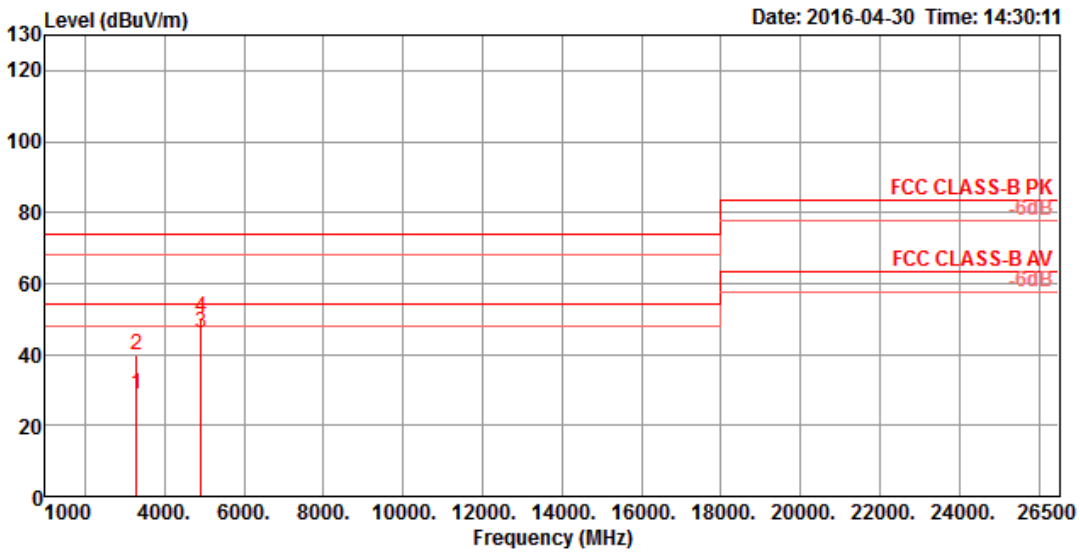

	Freq	Level	Limit Line	Over Limit	Read Level	Cable Loss	Antenna Factor	Preamp Factor	A/Pos	T/Pos	Remark	Pol/Phase
	MHz	dBuV/m	dBuV/m	dB	dBuV	dB	dB/m	dB	cm	deg		
1	3282.68	29.01	54.00	-24.99	29.70	6.04	29.94	36.67	100	60	Average	VERTICAL
2	3283.21	39.94	74.00	-34.06	40.63	6.04	29.94	36.67	100	60	Peak	VERTICAL
3	4923.96	45.92	54.00	-8.08	42.02	7.65	32.78	36.53	292	98	Average	VERTICAL
4	4924.01	50.44	74.00	-23.56	46.54	7.65	32.78	36.53	292	98	Peak	VERTICAL

Temperature	22°C	Humidity	56%
Test Engineer	Nyle Chang & Peter Wu & Gary Chu & DK Chang & Eddie Weng & Stim Song & Brain Sun	Configurations	IEEE 802.11g CH 1 / Chain 1 + Chain 2 + Chain 3 + Chain 4
Test Mode	Mode 3		

Horizontal

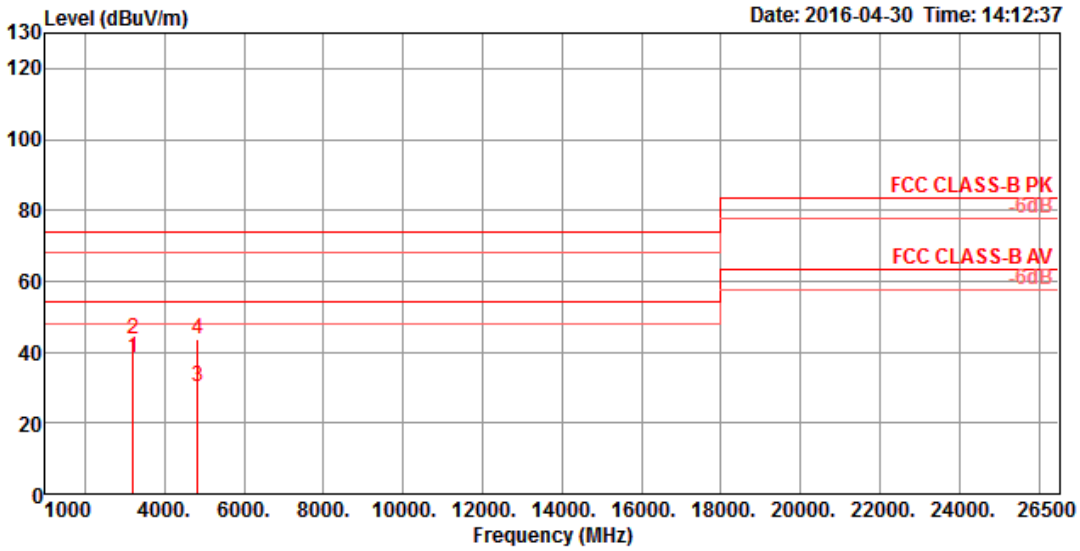

	Freq	Level	Limit Line	Over Limit	Read Level	Cable Loss	Antenna Factor	Preamp Factor	A/Pos	T/Pos	Remark	Pol/Phase
	MHz	dBuV/m	dBuV/m	dB	dBuV	dB	dB/m	dB	cm	deg		
1	3215.97	38.31	54.00	-15.69	39.25	5.94	29.80	36.68	103	334	Average	HORIZONTAL
2	3216.08	43.75	74.00	-30.25	44.69	5.94	29.80	36.68	103	334	Peak	HORIZONTAL
3	4823.79	30.01	54.00	-23.99	26.49	7.48	32.58	36.54	122	209	Average	HORIZONTAL
4	4824.68	43.82	74.00	-30.18	40.30	7.48	32.58	36.54	122	209	Peak	HORIZONTAL

Vertical

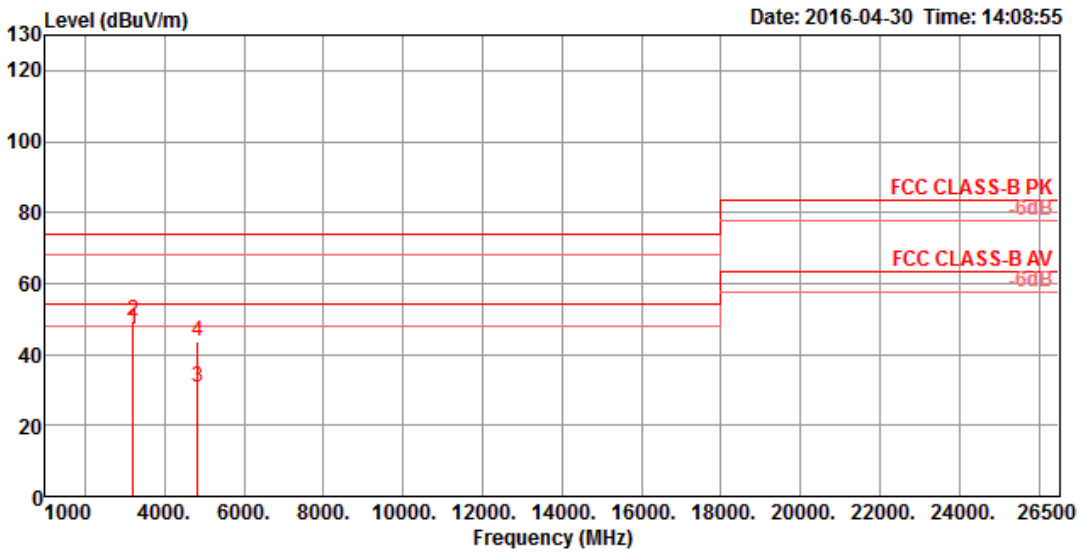

	Freq	Level	Limit Line	Over Limit	Read Level	Cable Loss	Antenna Factor	Preamp Factor	A/Pos	T/Pos	Remark	Pol/Phase
	MHz	dBuV/m	dBuV/m	dB	dBuV	dB	dB/m	dB	cm	deg		
1	3215.96	46.78	54.00	-7.22	47.72	5.94	29.80	36.68	148	339	Average	VERTICAL
2	3216.00	49.56	74.00	-24.44	50.50	5.94	29.80	36.68	148	339	Peak	VERTICAL
3	4823.56	30.93	54.00	-23.07	27.41	7.48	32.58	36.54	113	161	Average	VERTICAL
4	4823.92	43.63	74.00	-30.37	40.11	7.48	32.58	36.54	113	161	Peak	VERTICAL

Temperature	22°C	Humidity	56%
Test Engineer	Nyle Chang & Peter Wu & Gary Chu & DK Chang & Eddie Weng & Stim Song & Brain Sun	Configurations	IEEE 802.11g CH 6 / Chain 1 + Chain 2 + Chain 3 + Chain 4
Test Mode	Mode 3		

Horizontal

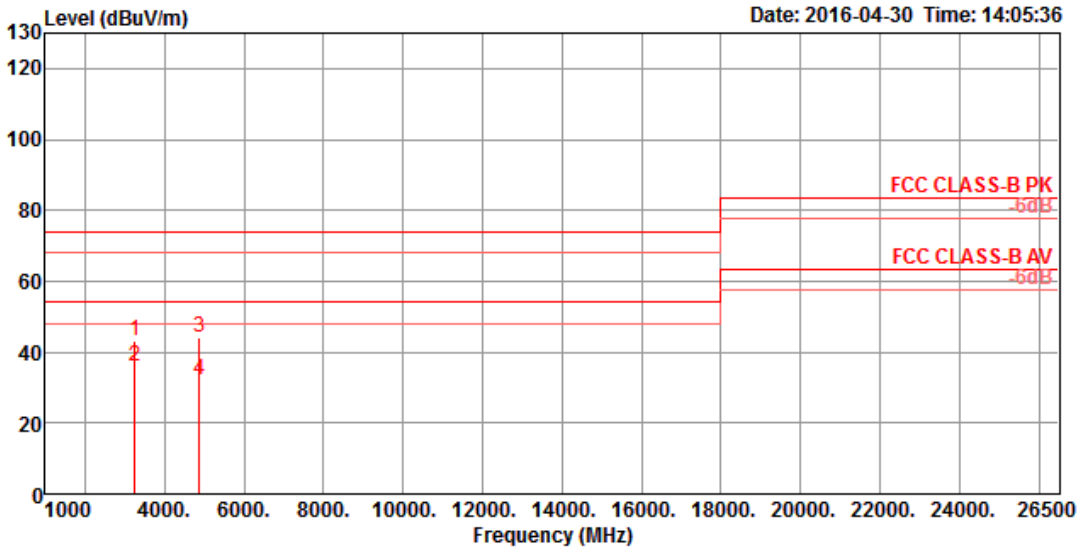

	Freq	Level	Limit Line	Over Limit	Read Level	Cable Loss	Antenna Factor	Preamp Factor	A/Pos	T/Pos	Remark	Pol/Phase
	MHz	dBuV/m	dBuV/m	dB	dBuV	dB	dB/m	dB	cm	deg		
1	3249.35	43.03	74.00	-30.97	43.82	6.00	29.88	36.67	100	116	Peak	HORIZONTAL
2	3249.36	35.90	54.00	-18.10	36.69	6.00	29.88	36.67	100	116	Average	HORIZONTAL
3	4873.16	44.20	74.00	-29.80	40.49	7.56	32.68	36.53	135	260	Peak	HORIZONTAL
4	4873.61	32.21	54.00	-21.79	28.50	7.56	32.68	36.53	135	260	Average	HORIZONTAL

Vertical

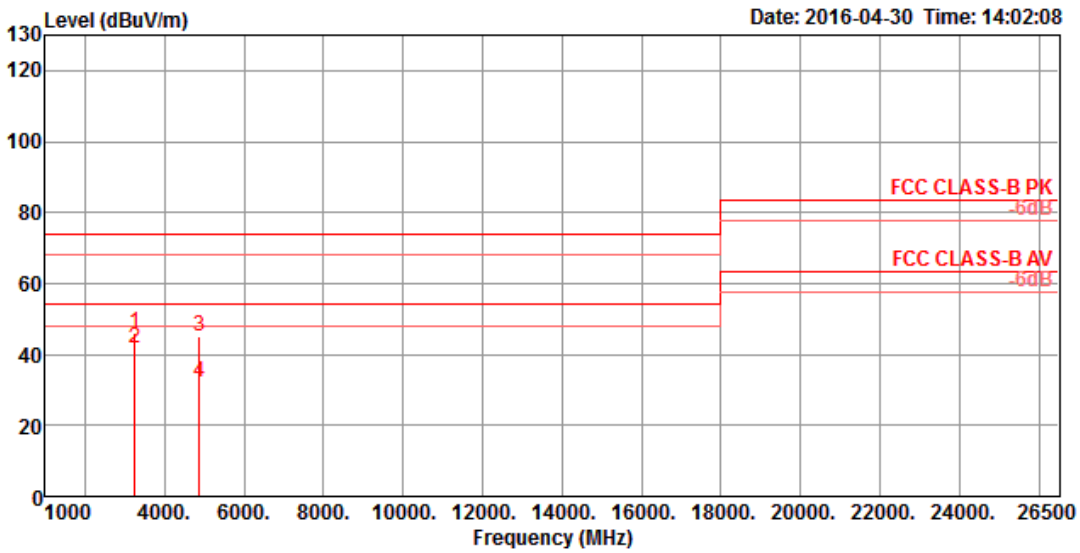

	Freq	Level	Limit Line	Over Limit	Read Level	Cable Loss	Antenna Factor	Preamp Factor	A/Pos	T/Pos	Remark	Pol/Phase
	MHz	dBuV/m	dBuV/m	dB	dBuV	dB	dB/m	dB	cm	deg		
1	3249.25	46.11	74.00	-27.89	46.90	6.00	29.88	36.67	141	350	Peak	VERTICAL
2	3249.34	41.67	54.00	-12.33	42.46	6.00	29.88	36.67	141	350	Average	VERTICAL
3	4873.19	45.13	74.00	-28.87	41.42	7.56	32.68	36.53	115	58	Peak	VERTICAL
4	4873.63	32.37	54.00	-21.63	28.66	7.56	32.68	36.53	115	58	Average	VERTICAL

Temperature	22°C	Humidity	56%
Test Engineer	Nyle Chang & Peter Wu & Gary Chu & DK Chang & Eddie Weng & Stim Song & Brain Sun	Configurations	IEEE 802.11g CH 11 / Chain 1 + Chain 2 + Chain 3 + Chain 4
Test Mode	Mode 3		

Horizontal

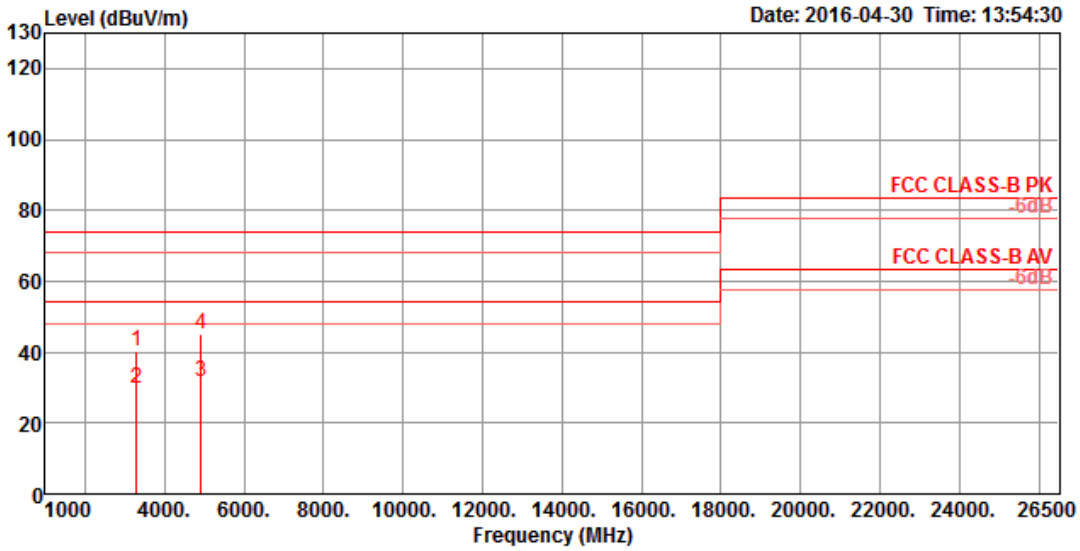

	Freq	Level	Limit Line	Over Limit	Read Level	Cable Loss	Antenna Factor	Preamp Factor	A/Pos	T/Pos	Remark	Pol/Phase
	MHz	dBuV/m	dBuV/m	dB	dBuV	dB	dB/m	dB	cm	deg		
1	3282.44	40.44	74.00	-33.56	41.13	6.04	29.94	36.67	100	111	Peak	HORIZONTAL
2	3282.63	29.79	54.00	-24.21	30.48	6.04	29.94	36.67	100	111	Average	HORIZONTAL
3	4923.02	31.89	54.00	-22.11	28.04	7.63	32.75	36.53	128	176	Average	HORIZONTAL
4	4924.50	45.12	74.00	-28.88	41.22	7.65	32.78	36.53	128	176	Peak	HORIZONTAL

Vertical

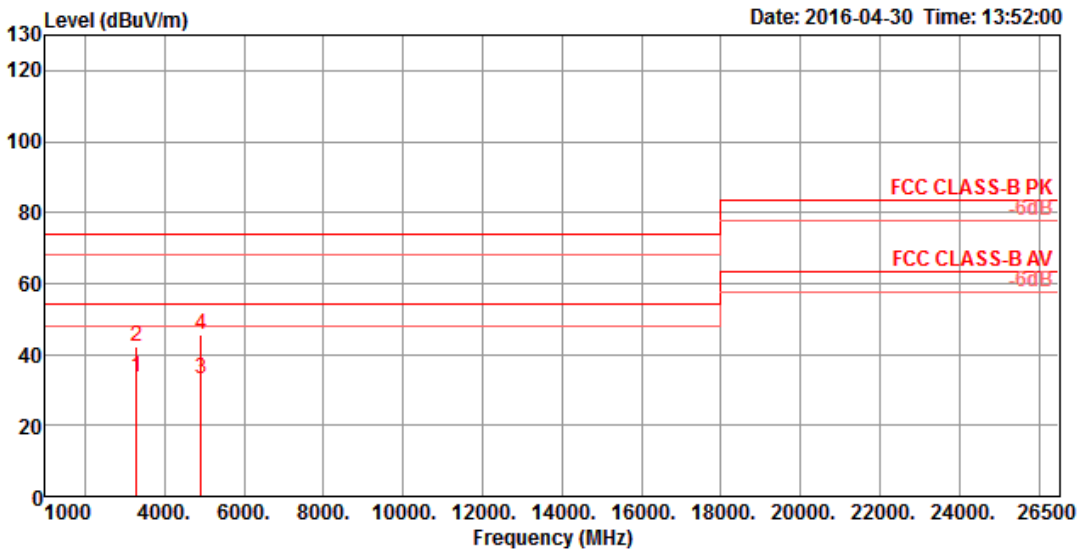

	Freq	Level	Limit Line	Over Limit	Read Level	Cable Loss	Antenna Factor	Preamp Factor	A/Pos	T/Pos	Remark	Pol/Phase
	MHz	dBuV/m	dBuV/m	dB	dBuV	dB	dB/m	dB	cm	deg		
1	3282.62	33.66	54.00	-20.34	34.35	6.04	29.94	36.67	129	360	Average	VERTICAL
2	3282.78	42.42	74.00	-31.58	43.11	6.04	29.94	36.67	129	360	Peak	VERTICAL
3	4923.79	33.01	54.00	-20.99	29.11	7.65	32.78	36.53	154	117	Average	VERTICAL
4	4923.79	45.54	74.00	-28.46	41.64	7.65	32.78	36.53	154	117	Peak	VERTICAL

Temperature	22°C	Humidity	56%
Test Engineer	Nyle Chang & Peter Wu & Gary Chu & DK Chang & Eddie Weng & Stim Song & Brain Sun	Configurations	IEEE 802.11ac MCS0/Nss1 VHT20 CH 1 / Chain 1 + Chain 2 + Chain 3 + Chain 4
Test Mode	Mode 3		

Horizontal

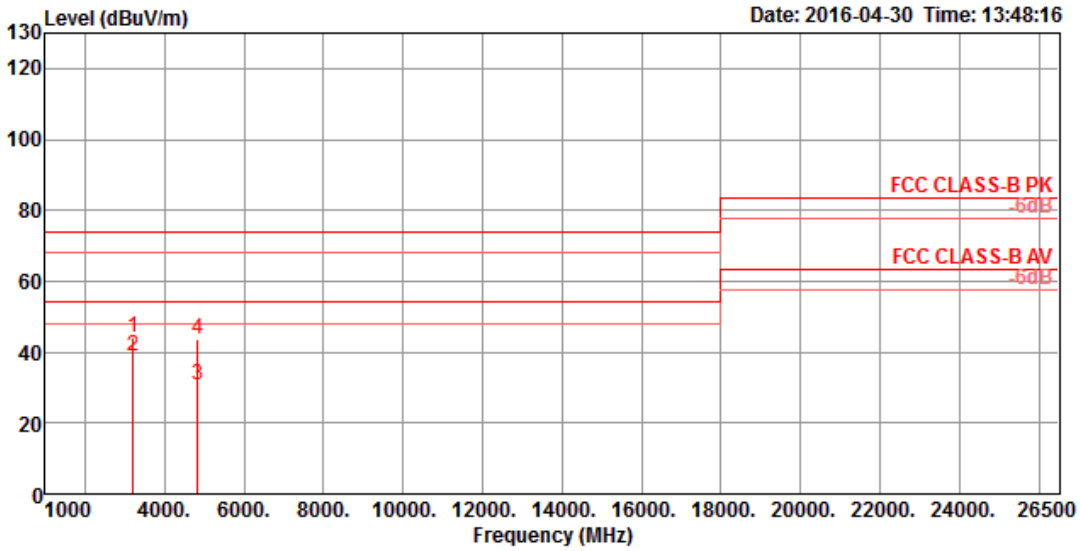

	Freq	Level	Limit Line	Over Limit	Read Level	Cable Loss	Antenna Factor	Preamp Factor	A/Pos	T/Pos	Remark	Pol/Phase
	MHz	dBuV/m	dBuV/m	dB	dBuV	dB	dB/m	dB	cm	deg		
1	3215.88	44.30	74.00	-29.70	45.24	5.94	29.80	36.68	100	333	Peak	HORIZONTAL
2	3216.00	38.86	54.00	-15.14	39.80	5.94	29.80	36.68	100	333	Average	HORIZONTAL
3	4823.14	30.55	54.00	-23.45	27.03	7.48	32.58	36.54	173	97	Average	HORIZONTAL
4	4823.37	43.59	74.00	-30.41	40.07	7.48	32.58	36.54	173	97	Peak	HORIZONTAL

Vertical

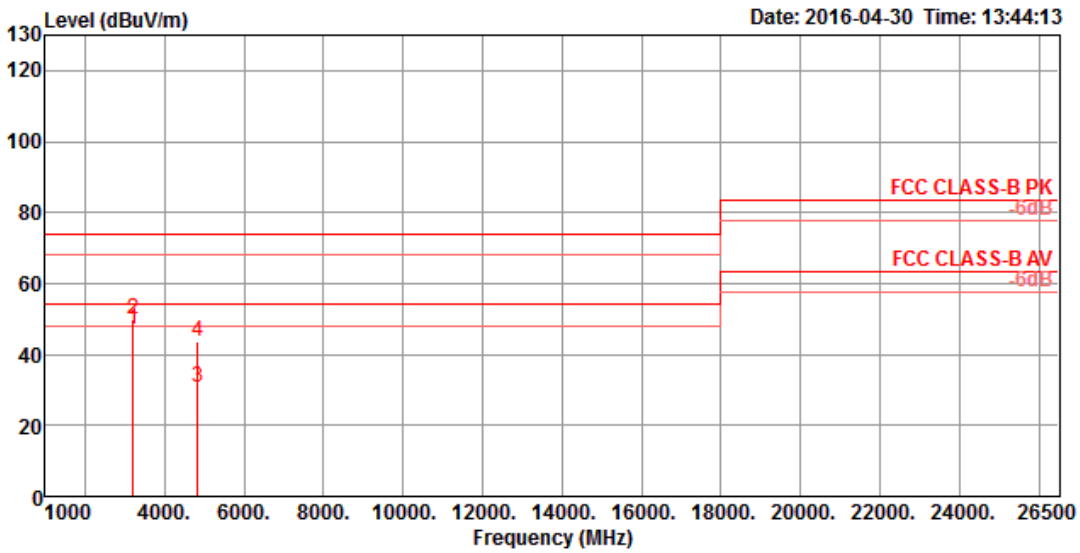

	Freq	Level	Limit Line	Over Limit	Read Level	Cable Loss	Antenna Factor	Preamp Factor	A/Pos	T/Pos	Remark	Pol/Phase
	MHz	dBuV/m	dBuV/m	dB	dBuV	dB	dB/m	dB	cm	deg		
1	3216.00	46.87	54.00	-7.13	47.81	5.94	29.80	36.68	129	339	Average	VERTICAL
2	3216.02	49.81	74.00	-24.19	50.75	5.94	29.80	36.68	129	339	Peak	VERTICAL
3	4823.44	30.63	54.00	-23.37	27.11	7.48	32.58	36.54	146	204	Average	VERTICAL
4	4824.11	43.83	74.00	-30.17	40.31	7.48	32.58	36.54	146	204	Peak	VERTICAL

Temperature	22°C	Humidity	56%
Test Engineer	Nyle Chang & Peter Wu & Gary Chu & DK Chang & Eddie Weng & Stim Song & Brain Sun	Configurations	IEEE 802.11ac MCS0/Nss1 VHT20 CH 6 / Chain 1 + Chain 2 + Chain 3 + Chain 4
Test Mode	Mode 3		

Horizontal

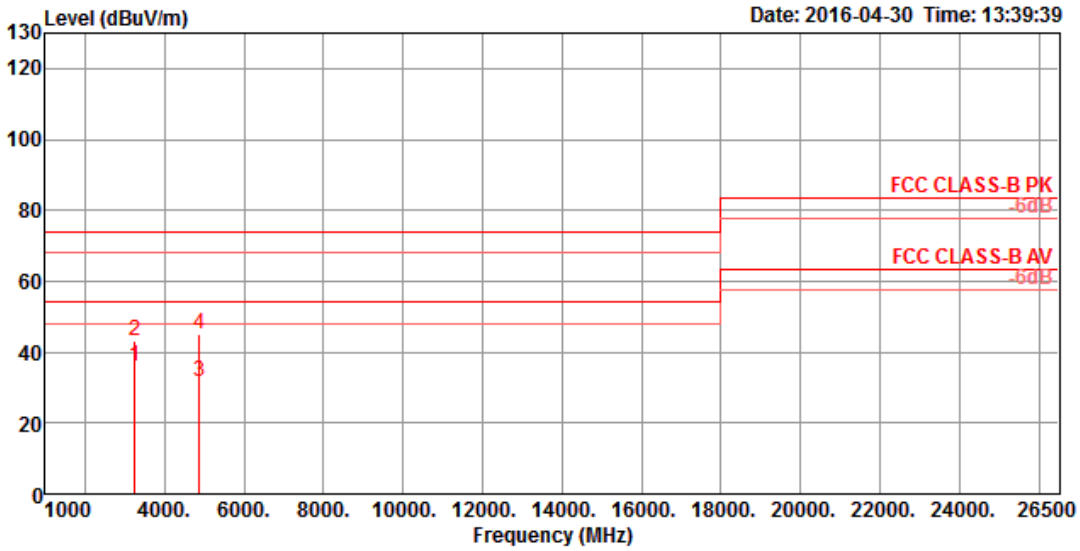

	Freq	Level	Limit Line	Over Limit	Read Level	Cable Loss	Antenna Factor	Preamp Factor	A/Pos	T/Pos	Remark	Pol/Phase
	MHz	dBuV/m	dBuV/m	dB	dBuV	dB	dB/m	dB	cm	deg		
1	3249.27	35.80	54.00	-18.20	36.59	6.00	29.88	36.67	100	116	Average	HORIZONTAL
2	3249.29	43.24	74.00	-30.76	44.03	6.00	29.88	36.67	100	116	Peak	HORIZONTAL
3	4873.00	31.74	54.00	-22.26	28.03	7.56	32.68	36.53	125	168	Average	HORIZONTAL
4	4873.50	45.19	74.00	-28.81	41.48	7.56	32.68	36.53	125	168	Peak	HORIZONTAL

Vertical

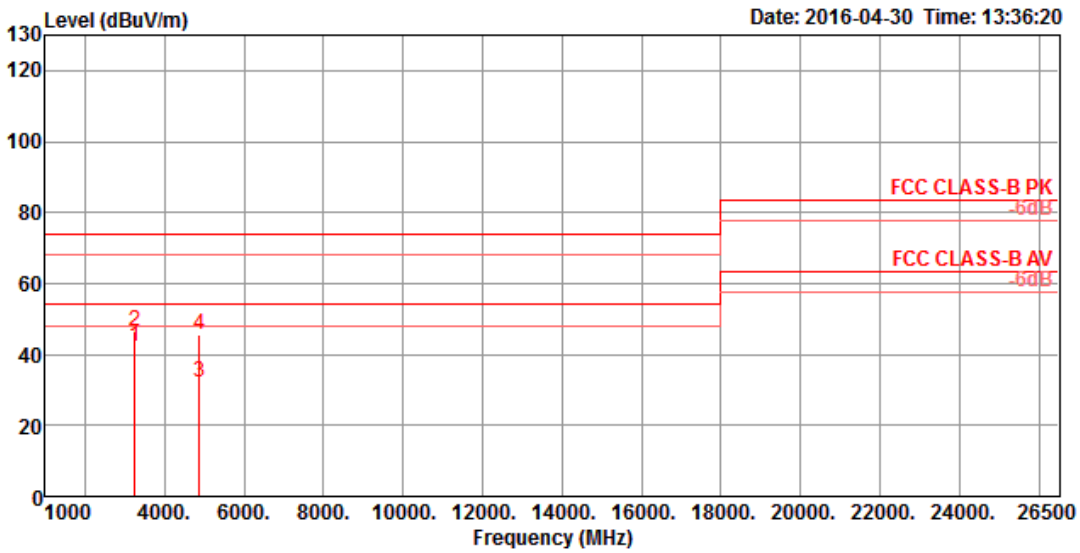

	Freq	Level	Limit Line	Over Limit	Read Level	Cable Loss	Antenna Factor	Preamp Factor	A/Pos	T/Pos	Remark	Pol/Phase
	MHz	dBuV/m	dBuV/m	dB	dBuV	dB	dB/m	dB	cm	deg		
1	3249.31	42.18	54.00	-11.82	42.97	6.00	29.88	36.67	141	349	Average	VERTICAL
2	3249.38	46.35	74.00	-27.65	47.14	6.00	29.88	36.67	141	349	Peak	VERTICAL
3	4873.53	32.37	54.00	-21.63	28.66	7.56	32.68	36.53	113	148	Average	VERTICAL
4	4873.54	45.47	74.00	-28.53	41.76	7.56	32.68	36.53	113	148	Peak	VERTICAL

Temperature	22°C	Humidity	56%
Test Engineer	Nyle Chang & Peter Wu & Gary Chu & DK Chang & Eddie Weng & Stim Song & Brain Sun	Configurations	IEEE 802.11ac MCS0/Nss1 VHT20 CH 11 / Chain 1 + Chain 2 + Chain 3 + Chain 4
Test Mode	Mode 3		

Horizontal

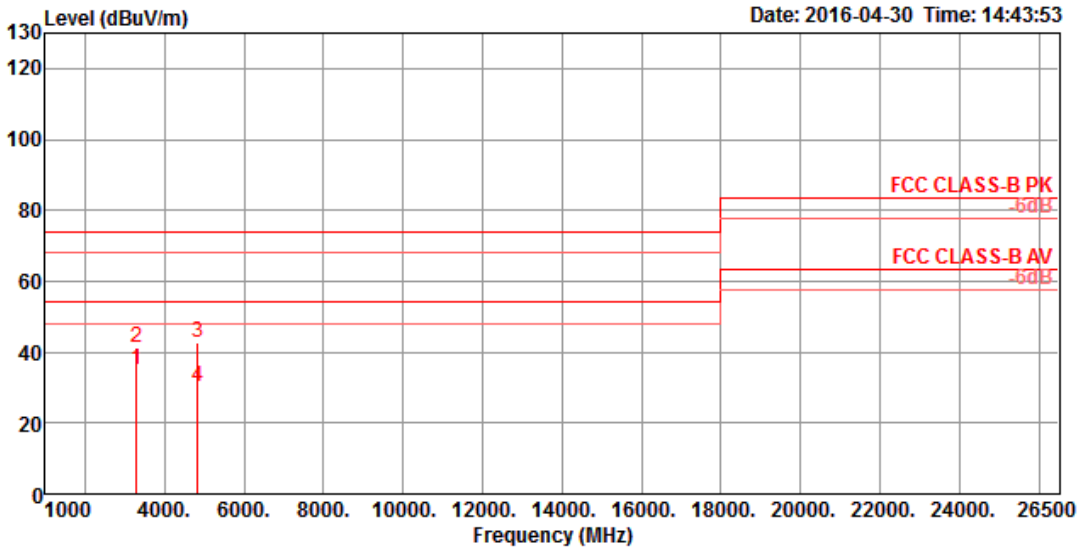

	Freq	Level	Limit Line	Over Limit	Read Level	Cable Loss	Antenna Factor	Preamp Factor	A/Pos	T/Pos	Remark	Pol/Phase
	MHz	dBuV/m	dBuV/m	dB	dBuV	dB	dB/m	dB	cm	deg		
1	3282.13	35.23	54.00	-18.77	35.92	6.04	29.94	36.67	114	112	Average	HORIZONTAL
2	3282.13	41.23	74.00	-32.77	41.92	6.04	29.94	36.67	114	112	Peak	HORIZONTAL
3	4823.39	42.79	74.00	-31.21	39.27	7.48	32.58	36.54	114	112	Peak	HORIZONTAL
4	4824.17	30.12	54.00	-23.88	26.60	7.48	32.58	36.54	114	112	Average	HORIZONTAL

Vertical

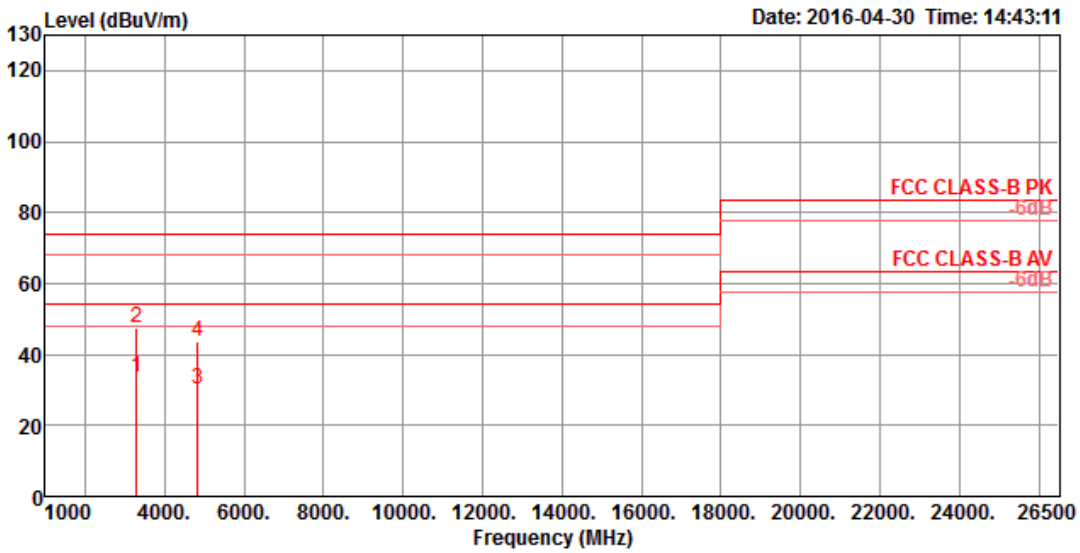

	Freq	Level	Limit Line	Over Limit	Read Level	Cable Loss	Antenna Factor	Preamp Factor	A/Pos	T/Pos	Remark	Pol/Phase
	MHz	dBuV/m	dBuV/m	dB	dBuV	dB	dB/m	dB	cm	deg		
1	3282.11	33.53	54.00	-20.47	34.22	6.04	29.94	36.67	129	176	Average	VERTICAL
2	3282.22	47.53	74.00	-26.47	48.22	6.04	29.94	36.67	129	176	Peak	VERTICAL
3	4823.15	30.01	54.00	-23.99	26.49	7.48	32.58	36.54	129	176	Average	VERTICAL
4	4824.60	43.53	74.00	-30.47	40.01	7.48	32.58	36.54	129	176	Peak	VERTICAL

Temperature	22°C	Humidity	56%
Test Engineer	Nyle Chang & Peter Wu & Gary Chu & DK Chang & Eddie Weng & Stim Song & Brain Sun	Configurations	IEEE 802.11ac MCS0/Nss1 VHT40 CH 3 / Chain 1 + Chain 2 + Chain 3 + Chain 4
Test Mode	Mode 3		

Horizontal

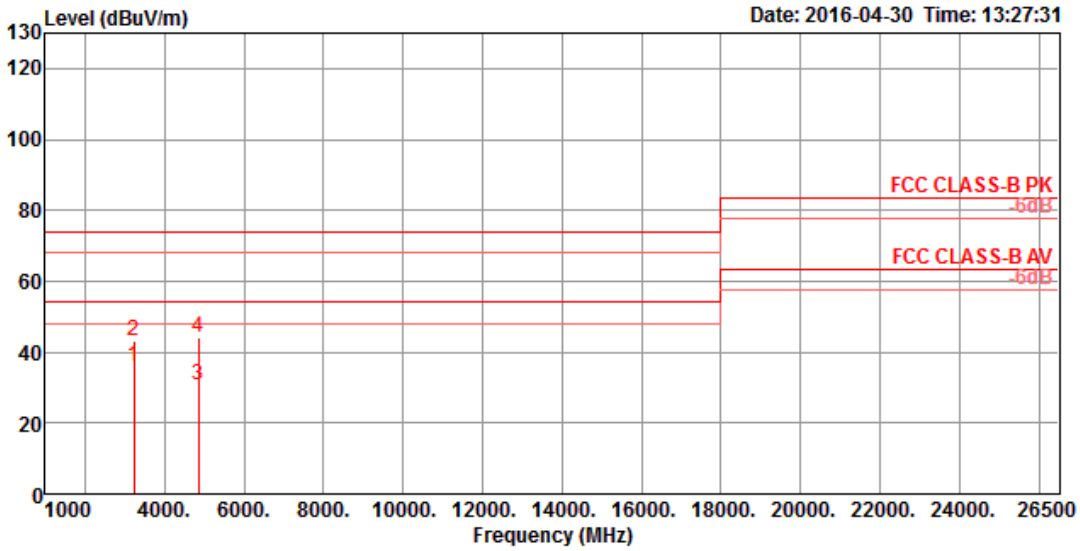

	Freq	Level	Limit Line	Over Limit	Read Level	Cable Loss	Antenna Factor	Preamp Factor	A/Pos	T/Pos	Remark	Pol/Phase
	MHz	dBuV/m	dBuV/m	dB	dBuV	dB	dB/m	dB	cm	deg		
1	3229.35	36.19	54.00	-17.81	37.06	5.97	29.84	36.68	102	333	Average	HORIZONTAL
2	3229.42	43.17	74.00	-30.83	44.04	5.97	29.84	36.68	102	333	Peak	HORIZONTAL
3	4843.35	30.51	54.00	-23.49	26.90	7.52	32.63	36.54	115	29	Average	HORIZONTAL
4	4844.12	43.90	74.00	-30.10	40.29	7.52	32.63	36.54	115	29	Peak	HORIZONTAL

Vertical

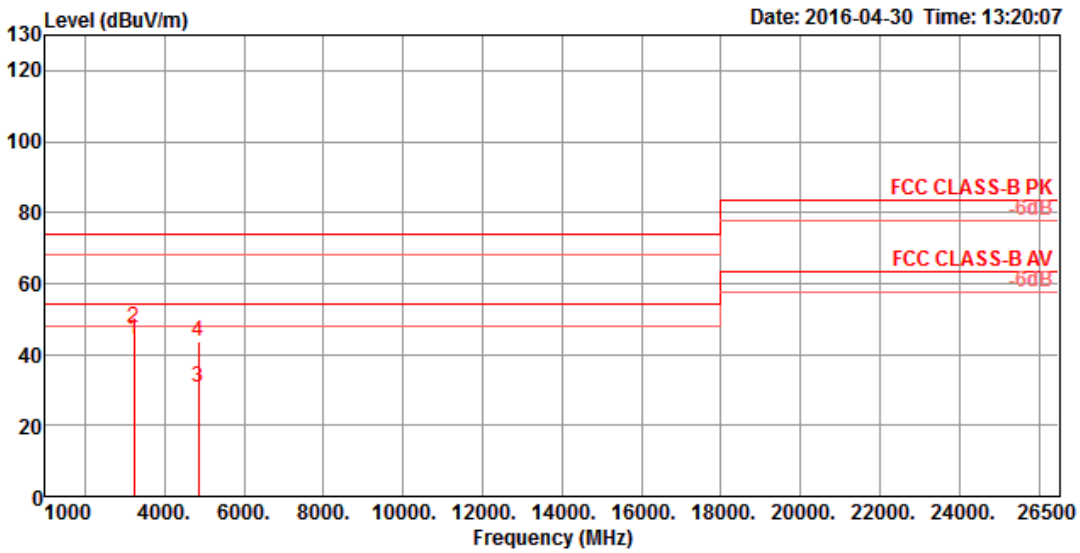

	Freq	Level	Limit Line	Over Limit	Read Level	Cable Loss	Antenna Factor	Preamp Factor	A/Pos	T/Pos	Remark	Pol/Phase
	MHz	dBuV/m	dBuV/m	dB	dBuV	dB	dB/m	dB	cm	deg		
1	3229.30	44.14	54.00	-9.86	45.01	5.97	29.84	36.68	143	339	Average	VERTICAL
2	3229.32	47.65	74.00	-26.35	48.52	5.97	29.84	36.68	143	339	Peak	VERTICAL
3	4843.28	30.56	54.00	-23.44	26.95	7.52	32.63	36.54	104	332	Average	VERTICAL
4	4844.18	43.50	74.00	-30.50	39.89	7.52	32.63	36.54	104	332	Peak	VERTICAL

Temperature	22°C	Humidity	56%
Test Engineer	Nyle Chang & Peter Wu & Gary Chu & DK Chang & Eddie Weng & Stim Song & Brain Sun	Configurations	IEEE 802.11ac MCS0/Nss1 VHT40 CH 6 / Chain 1 + Chain 2 + Chain 3 + Chain 4
Test Mode	Mode 3		

Horizontal

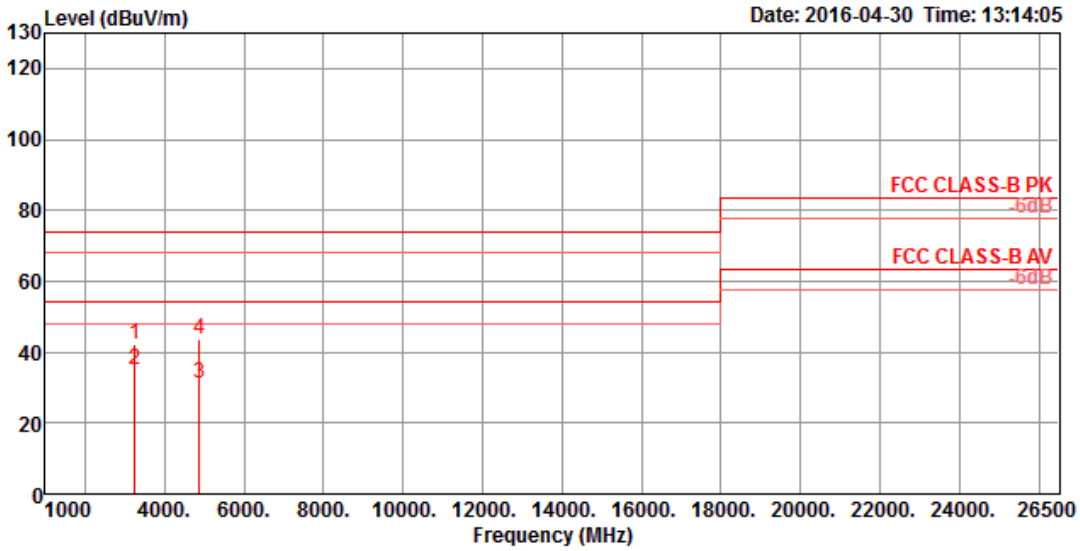

	Freq	Level	Limit Line	Over Limit	Read Level	Cable Loss	Antenna Factor	Preamp Factor	A/Pos	T/Pos	Remark	Pol/Phase
	MHz	dBuV/m	dBuV/m	dB	dBuV	dB	dB/m	dB	cm	deg		
1	3249.18	42.07	74.00	-31.93	42.86	6.00	29.88	36.67	100	116	Peak	HORIZONTAL
2	3249.31	35.19	54.00	-18.81	35.98	6.00	29.88	36.67	100	116	Average	HORIZONTAL
3	4873.75	31.18	54.00	-22.82	27.47	7.56	32.68	36.53	136	278	Average	HORIZONTAL
4	4874.67	43.71	74.00	-30.29	40.00	7.56	32.68	36.53	136	278	Peak	HORIZONTAL

Vertical

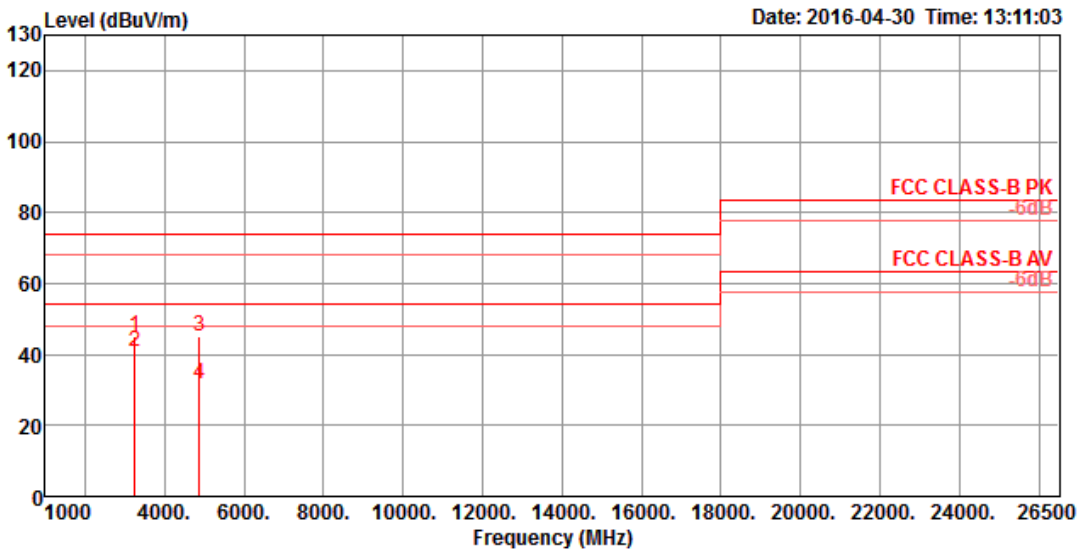

	Freq	Level	Limit Line	Over Limit	Read Level	Cable Loss	Antenna Factor	Preamp Factor	A/Pos	T/Pos	Remark	Pol/Phase
	MHz	dBuV/m	dBuV/m	dB	dBuV	dB	dB/m	dB	cm	deg		
1	3249.23	45.17	74.00	-28.83	45.96	6.00	29.88	36.67	138	349	Peak	VERTICAL
2	3249.35	40.92	54.00	-13.08	41.71	6.00	29.88	36.67	138	349	Average	VERTICAL
3	4868.92	45.15	74.00	-28.85	41.44	7.56	32.68	36.53	139	68	Peak	VERTICAL
4	4873.76	31.47	54.00	-22.53	27.76	7.56	32.68	36.53	139	68	Average	VERTICAL

Temperature	22°C	Humidity	56%
Test Engineer	Nyle Chang & Peter Wu & Gary Chu & DK Chang & Eddie Weng & Stim Song & Brain Sun	Configurations	IEEE 802.11ac MCS0/Nss1 VHT40 CH 9 / Chain 1 + Chain 2 + Chain 3 + Chain 4
Test Mode	Mode 3		

Horizontal

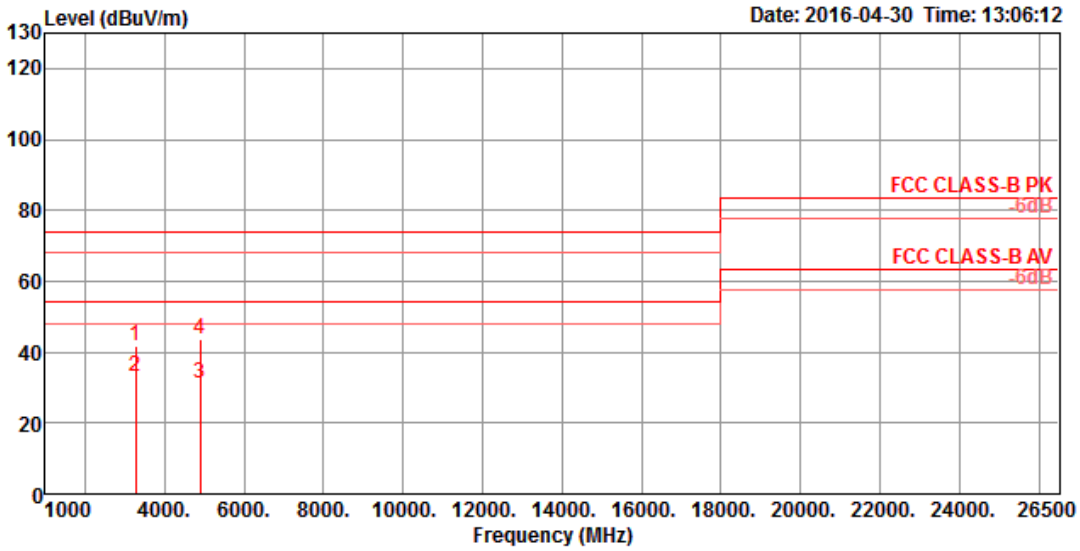

	Freq	Level	Limit Line	Over Limit	Read Level	Cable Loss	Antenna Factor	Preamp Factor	A/Pos	T/Pos	Remark	Pol/Phase
	MHz	dBuV/m	dBuV/m	dB	dBuV	dB	dB/m	dB	cm	deg		
1	3269.22	41.74	74.00	-32.26	42.47	6.02	29.92	36.67	115	117	Peak	HORIZONTAL
2	3269.30	33.15	54.00	-20.85	33.88	6.02	29.92	36.67	115	117	Average	HORIZONTAL
3	4903.58	31.27	54.00	-22.73	27.46	7.61	32.73	36.53	136	354	Average	HORIZONTAL
4	4904.31	43.71	74.00	-30.29	39.90	7.61	32.73	36.53	136	354	Peak	HORIZONTAL

Vertical

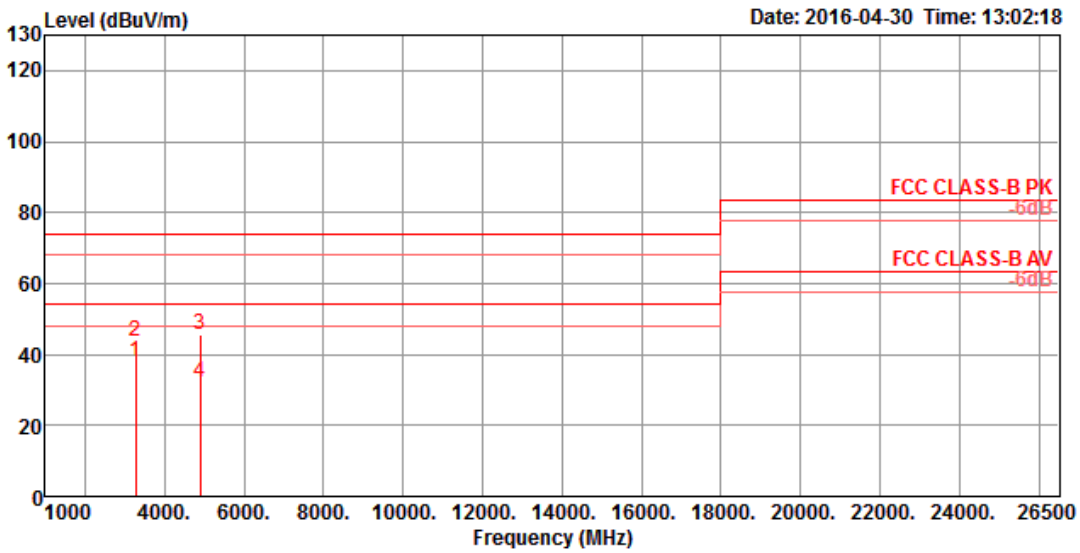

	Freq	Level	Limit Line	Over Limit	Read Level	Cable Loss	Antenna Factor	Preamp Factor	A/Pos	T/Pos	Remark	Pol/Phase
	MHz	dBuV/m	dBuV/m	dB	dBuV	dB	dB/m	dB	cm	deg		
1	3269.28	37.77	54.00	-16.23	38.50	6.02	29.92	36.67	100	350	Average	VERTICAL
2	3269.36	43.77	74.00	-30.23	44.50	6.02	29.92	36.67	100	350	Peak	VERTICAL
3	4903.31	45.67	74.00	-28.33	41.86	7.61	32.73	36.53	127	105	Peak	VERTICAL
4	4903.83	32.05	54.00	-21.95	28.24	7.61	32.73	36.53	127	105	Average	VERTICAL

Temperature	22°C	Humidity	56%
Test Engineer	Nyle Chang & Peter Wu & Gary Chu & DK Chang & Eddie Weng & Stim Song & Brain Sun	Configurations	IEEE 802. 11ac MCS0/Nss4 VHT20 CH 1 / Chain 1 + Chain 2 + Chain 3 + Chain 4
Test Mode	Mode 3		

Horizontal

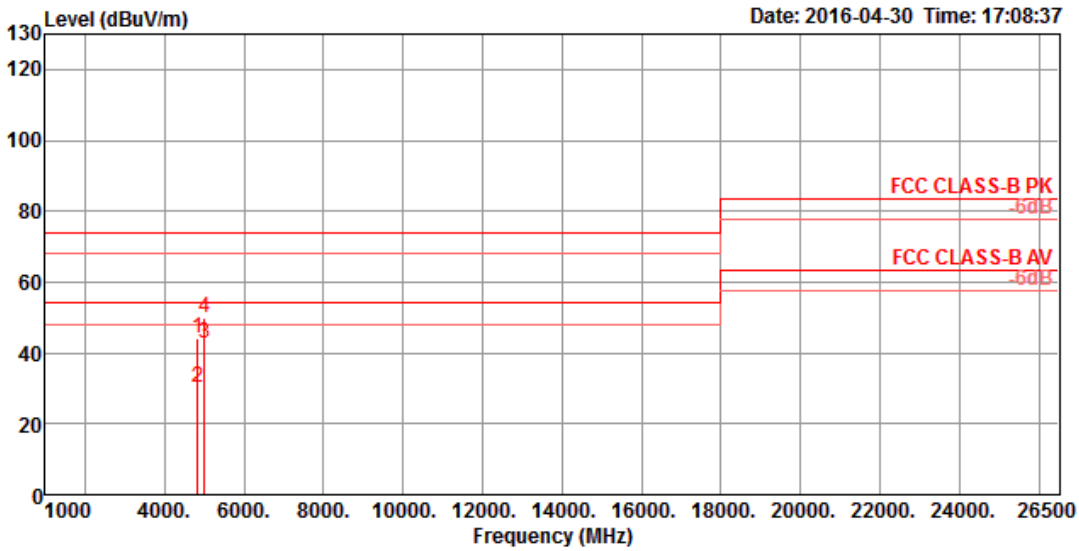

	Freq	Level	Limit Line	Over Limit	Read Level	Cable Loss	Antenna Factor	Preamp Factor	A/Pos	T/Pos	Remark	Pol/Phase
	MHz	dBuV/m	dBuV/m	dB	dBuV	dB	dB/m	dB	cm	deg		
1	4823.04	43.93	74.00	-30.07	40.41	7.48	32.58	36.54	158	223	Peak	HORIZONTAL
2	4824.64	30.39	54.00	-23.61	26.87	7.48	32.58	36.54	158	223	Average	HORIZONTAL
3	5000.00	42.49	54.00	-11.51	38.36	7.75	32.90	36.52	211	140	Average	HORIZONTAL
4	5000.02	49.97	74.00	-24.03	45.84	7.75	32.90	36.52	211	140	Peak	HORIZONTAL

Vertical

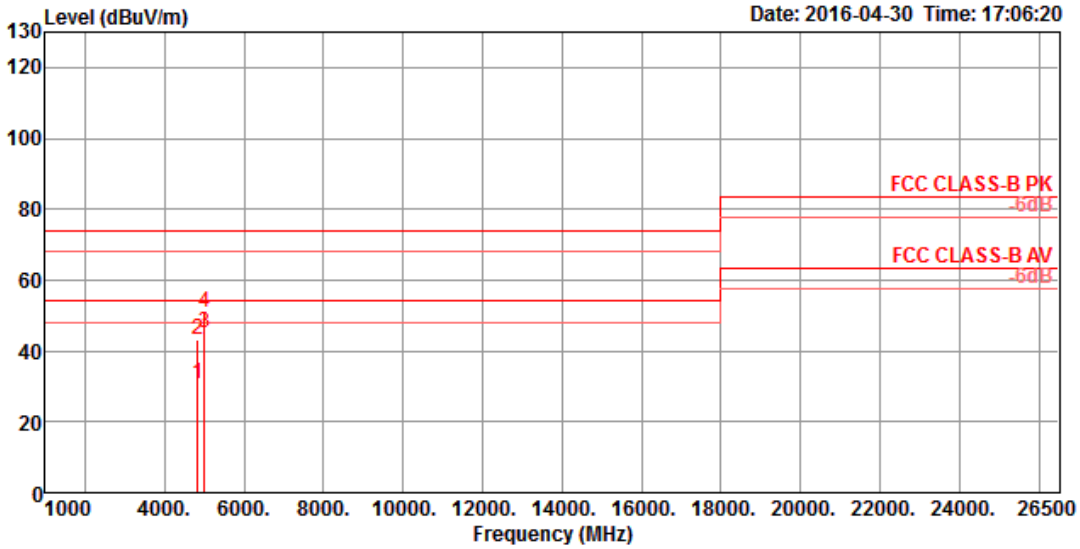

	Freq	Level	Limit Line	Over Limit	Read Level	Cable Loss	Antenna Factor	Preamp Factor	A/Pos	T/Pos	Remark	Pol/Phase
	MHz	dBuV/m	dBuV/m	dB	dBuV	dB	dB/m	dB	cm	deg		
1	4823.18	30.48	54.00	-23.52	26.96	7.48	32.58	36.54	154	294	Average	VERTICAL
2	4823.98	43.03	74.00	-30.97	39.51	7.48	32.58	36.54	154	294	Peak	VERTICAL
3	5000.00	45.27	54.00	-8.73	41.14	7.75	32.90	36.52	257	98	Average	VERTICAL
4	5000.00	50.84	74.00	-23.16	46.71	7.75	32.90	36.52	257	98	Peak	VERTICAL

Temperature	22°C	Humidity	56%
Test Engineer	Nyle Chang & Peter Wu & Gary Chu & DK Chang & Eddie Weng & Stim Song & Brain Sun	Configurations	IEEE 802. 11ac MCS0/Nss4 VHT20 CH 6 / Chain 1 + Chain 2 + Chain 3 + Chain 4
Test Mode	Mode 3		

Horizontal

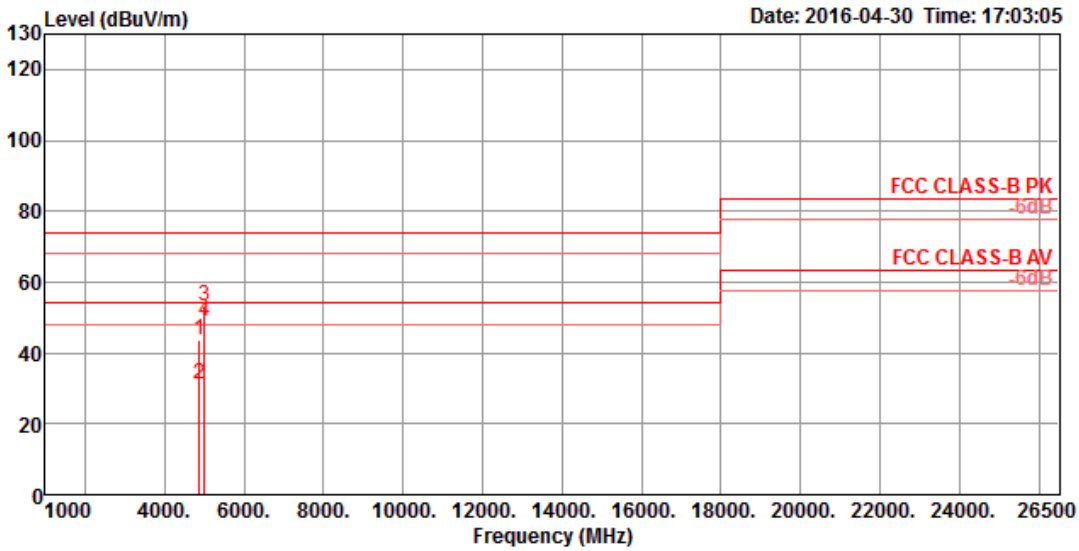

	Freq	Level	Limit Line	Over Limit	Read Level	Cable Loss	Antenna Factor	Preamp Factor	A/Pos	T/Pos	Remark	Pol/Phase
	MHz	dBuV/m	dBuV/m	dB	dBuV	dB	dB/m	dB	cm	deg		
1	4873.03	43.88	74.00	-30.12	40.17	7.56	32.68	36.53	185	310	Peak	HORIZONTAL
2	4874.50	31.16	54.00	-22.84	27.45	7.56	32.68	36.53	185	310	Average	HORIZONTAL
3	4999.96	53.45	74.00	-20.55	49.32	7.75	32.90	36.52	300	182	Peak	HORIZONTAL
4	4999.97	48.76	54.00	-5.24	44.63	7.75	32.90	36.52	300	182	Average	HORIZONTAL

Vertical

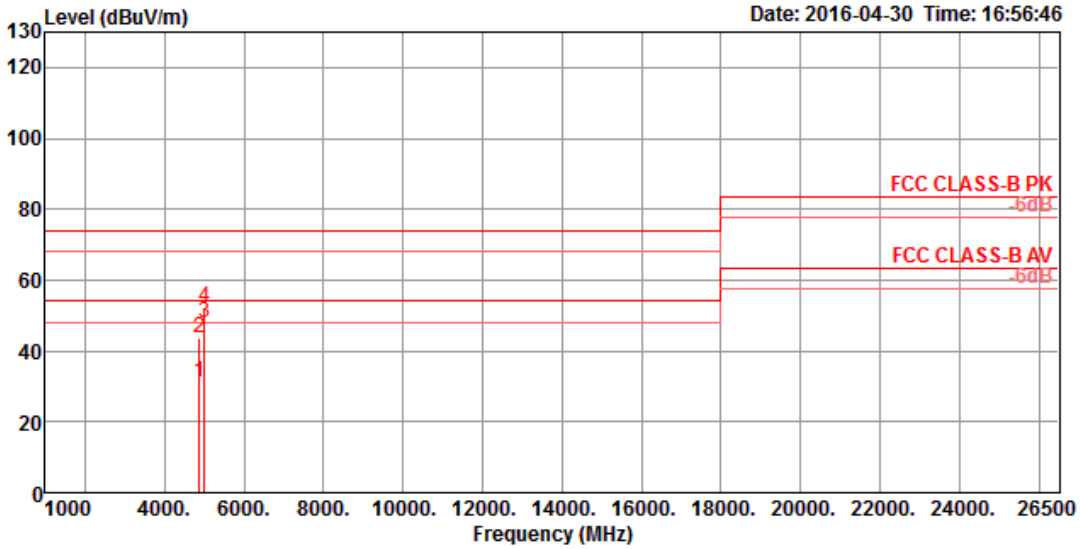

	Freq	Level	Limit Line	Over Limit	Read Level	Cable Loss	Antenna Factor	Preamp Factor	A/Pos	T/Pos	Remark	Pol/Phase
	MHz	dBuV/m	dBuV/m	dB	dBuV	dB	dB/m	dB	cm	deg		
1	4873.48	31.01	54.00	-22.99	27.30	7.56	32.68	36.53	171	66	Average	VERTICAL
2	4874.17	43.76	74.00	-30.24	40.05	7.56	32.68	36.53	171	66	Peak	VERTICAL
3	4999.98	47.81	54.00	-6.19	43.68	7.75	32.90	36.52	241	97	Average	VERTICAL
4	5000.06	52.19	74.00	-21.81	48.06	7.75	32.90	36.52	241	97	Peak	VERTICAL

Temperature	22°C	Humidity	56%
Test Engineer	Nyle Chang & Peter Wu & Gary Chu & DK Chang & Eddie Weng & Stim Song & Brain Sun	Configurations	IEEE 802. 11ac MCS0/Nss4 VHT20 CH 11 / Chain 1 + Chain 2 + Chain 3 + Chain 4
Test Mode	Mode 3		

Horizontal

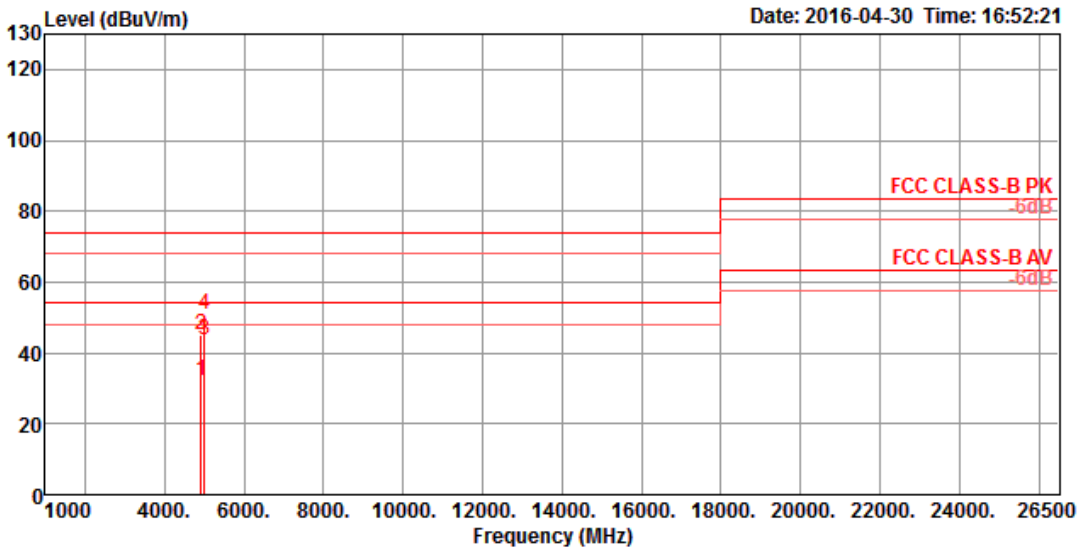

	Freq	Level	Limit Line	Over Limit	Read Level	Cable Loss	Antenna Factor	Preamp Factor	A/Pos	T/Pos	Remark	Pol/Phase
	MHz	dBuV/m	dBuV/m	dB	dBuV	dB	dB/m	dB	cm	deg		
1	4923.16	31.95	54.00	-22.05	28.10	7.63	32.75	36.53	197	196	Average	HORIZONTAL
2	4924.64	45.26	74.00	-28.74	41.36	7.65	32.78	36.53	197	196	Peak	HORIZONTAL
3	5000.01	43.58	54.00	-10.42	39.45	7.75	32.90	36.52	238	140	Average	HORIZONTAL
4	5000.17	50.82	74.00	-23.18	46.69	7.75	32.90	36.52	238	140	Peak	HORIZONTAL

Vertical

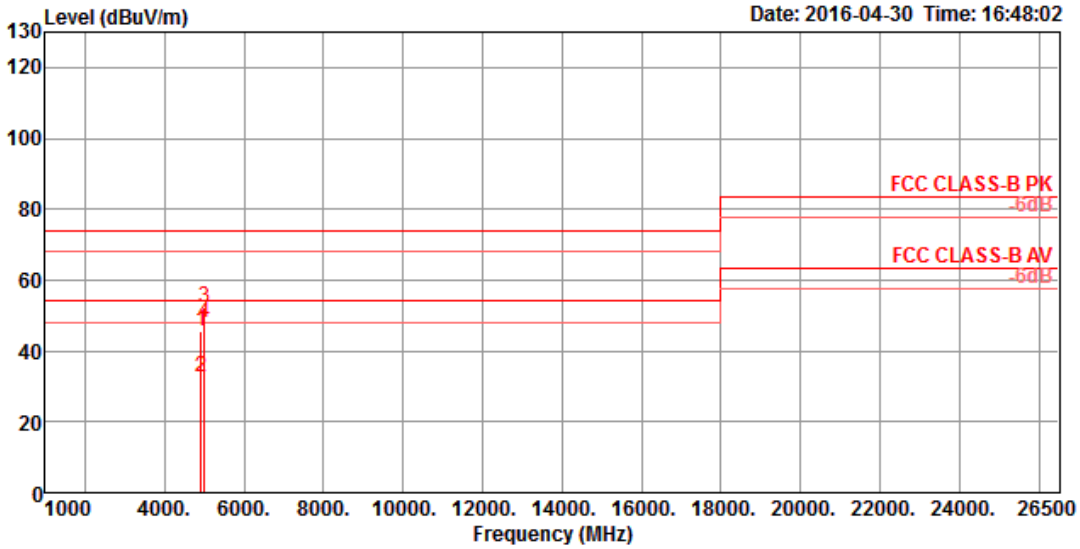

	Freq	Level	Limit Line	Over Limit	Read Level	Cable Loss	Antenna Factor	Preamp Factor	A/Pos	T/Pos	Remark	Pol/Phase
	MHz	dBuV/m	dBuV/m	dB	dBuV	dB	dB/m	dB	cm	deg		
1	4923.30	45.42	74.00	-28.58	41.57	7.63	32.75	36.53	132	78	Peak	VERTICAL
2	4923.80	32.57	54.00	-21.43	28.67	7.65	32.78	36.53	132	78	Average	VERTICAL
3	5000.00	52.18	74.00	-21.82	48.05	7.75	32.90	36.52	246	97	Peak	VERTICAL
4	5000.02	47.83	54.00	-6.17	43.70	7.75	32.90	36.52	246	97	Average	VERTICAL

Temperature	22°C	Humidity	56%
Test Engineer	Nyle Chang & Peter Wu & Gary Chu & DK Chang & Eddie Weng & Stim Song & Brain Sun	Configurations	IEEE 802. 11ac MCS0/Nss4 VHT40 CH 3 / Chain 1 + Chain 2 + Chain 3 + Chain 4
Test Mode	Mode 3		

Horizontal

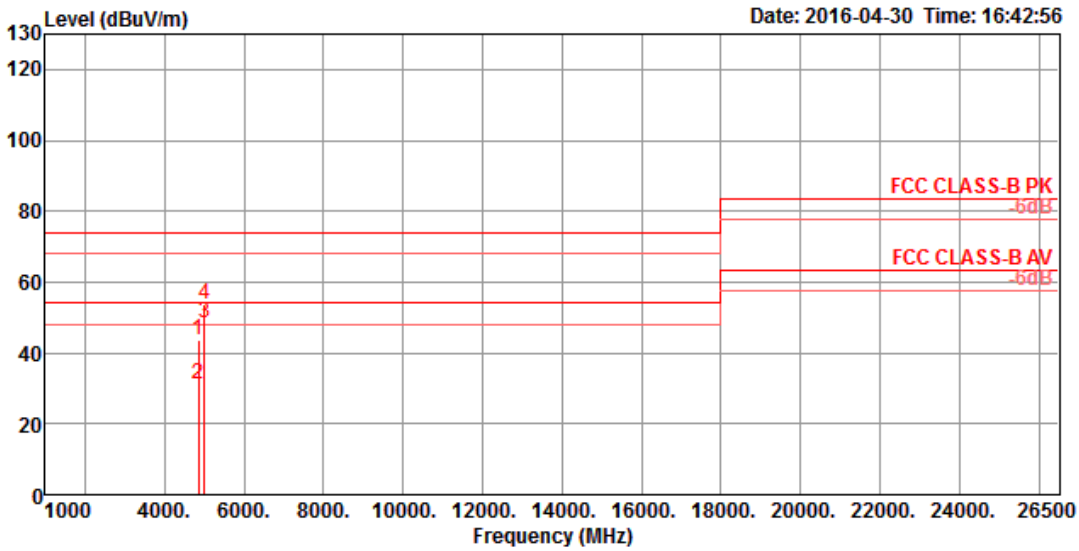

	Freq	Level	Limit Line	Over Limit	Read Level	Cable Loss	Antenna Factor	Preamp Factor	A/Pos	T/Pos	Remark	Pol/Phase
	MHz	dBuV/m	dBuV/m	dB	dBuV	dB	dB/m	dB	cm	deg		
1	4843.35	43.44	74.00	-30.56	39.83	7.52	32.63	36.54	207	260	Peak	HORIZONTAL
2	4843.73	31.41	54.00	-22.59	27.80	7.52	32.63	36.54	207	260	Average	HORIZONTAL
3	4999.98	48.62	54.00	-5.38	44.49	7.75	32.90	36.52	298	165	Average	HORIZONTAL
4	5000.03	53.90	74.00	-20.10	49.77	7.75	32.90	36.52	298	165	Peak	HORIZONTAL

Vertical

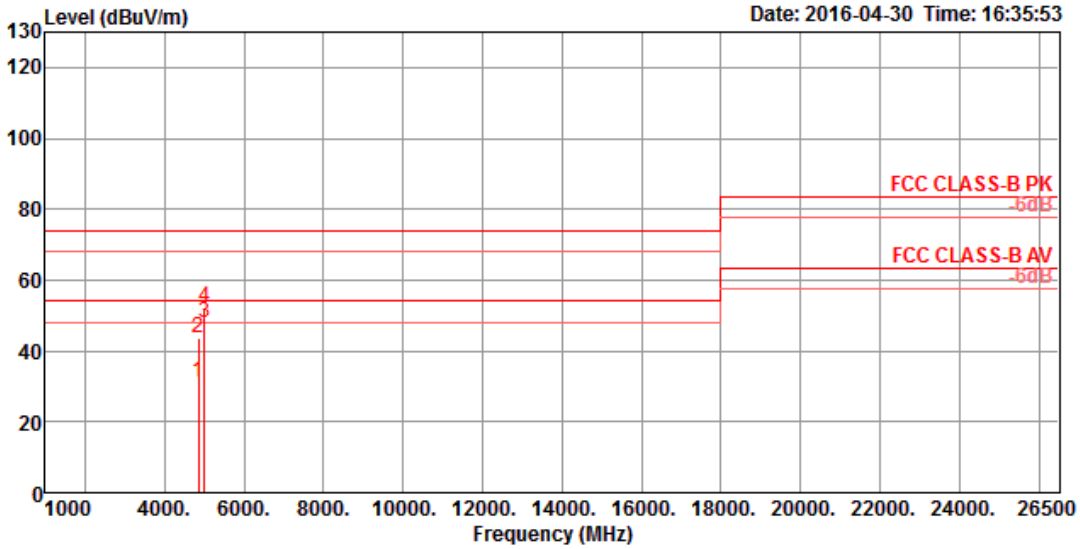

	Freq	Level	Limit Line	Over Limit	Read Level	Cable Loss	Antenna Factor	Preamp Factor	A/Pos	T/Pos	Remark	Pol/Phase
	MHz	dBuV/m	dBuV/m	dB	dBuV	dB	dB/m	dB	cm	deg		
1	4843.64	31.10	54.00	-22.90	27.49	7.52	32.63	36.54	181	188	Average	VERTICAL
2	4843.92	43.70	74.00	-30.30	40.09	7.52	32.63	36.54	181	188	Peak	VERTICAL
3	4999.99	48.12	54.00	-5.88	43.99	7.75	32.90	36.52	246	96	Average	VERTICAL
4	4999.99	52.32	74.00	-21.68	48.19	7.75	32.90	36.52	246	96	Peak	VERTICAL

Temperature	22°C	Humidity	56%
Test Engineer	Nyle Chang & Peter Wu & Gary Chu & DK Chang & Eddie Weng & Stim Song & Brain Sun	Configurations	IEEE 802. 11ac MCS0/Nss4 VHT40 CH 6 / Chain 1 + Chain 2 + Chain 3 + Chain 4
Test Mode	Mode 3		

Horizontal

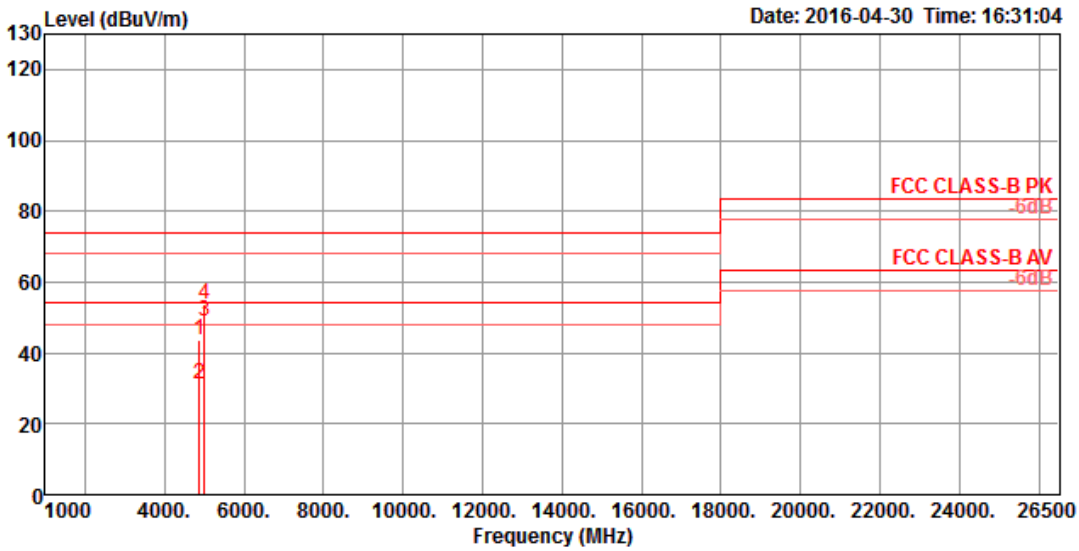

	Freq	Level	Limit Line	Over Limit	Read Level	Cable Loss	Antenna Factor	Preamp Factor	A/Pos	T/Pos	Remark	Pol/Phase
	MHz	dBuV/m	dBuV/m	dB	dBuV	dB	dB/m	dB	cm	deg		
1	4874.50	43.49	74.00	-30.51	39.78	7.56	32.68	36.53	206	101	Peak	HORIZONTAL
2	4874.78	31.27	54.00	-22.73	27.56	7.56	32.68	36.53	206	101	Average	HORIZONTAL
3	4999.99	49.14	54.00	-4.86	45.01	7.75	32.90	36.52	300	182	Average	HORIZONTAL
4	5000.02	53.58	74.00	-20.42	49.45	7.75	32.90	36.52	300	182	Peak	HORIZONTAL

Vertical

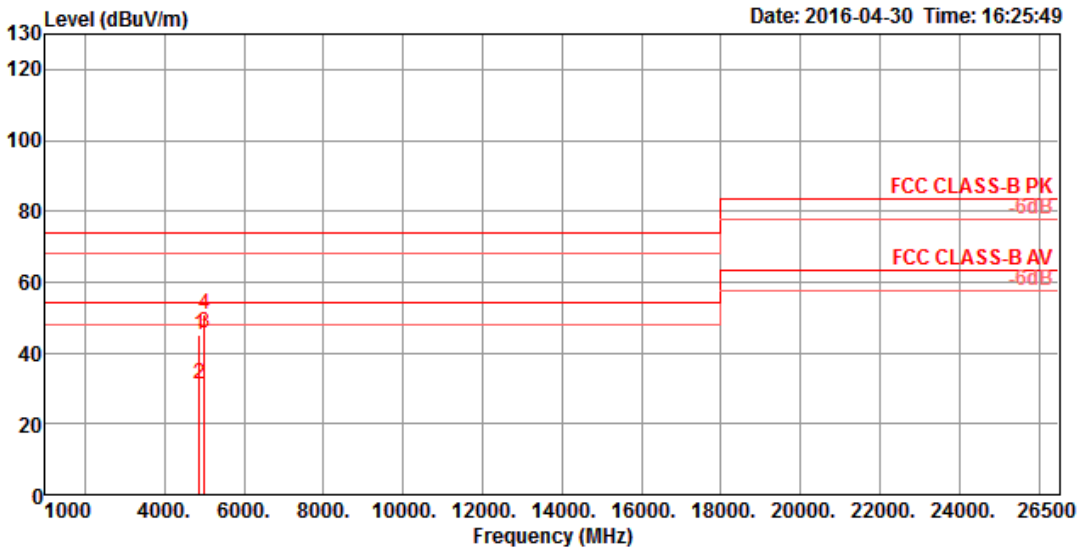

	Freq	Level	Limit Line	Over Limit	Read Level	Cable Loss	Antenna Factor	Preamp Factor	A/Pos	T/Pos	Remark	Pol/Phase
	MHz	dBuV/m	dBuV/m	dB	dBuV	dB	dB/m	dB	cm	deg		
1	4873.17	45.04	74.00	-28.96	41.33	7.56	32.68	36.53	128	329	Peak	VERTICAL
2	4874.09	31.01	54.00	-22.99	27.30	7.56	32.68	36.53	128	329	Average	VERTICAL
3	4999.97	45.79	54.00	-8.21	41.66	7.75	32.90	36.52	102	100	Average	VERTICAL
4	5000.03	50.96	74.00	-23.04	46.83	7.75	32.90	36.52	102	100	Peak	VERTICAL

Temperature	22°C	Humidity	56%
Test Engineer	Nyle Chang & Peter Wu & Gary Chu & DK Chang & Eddie Weng & Stim Song & Brain Sun	Configurations	IEEE 802. 11ac MCS0/Nss4 VHT40 CH 9 / Chain 1 + Chain 2 + Chain 3 + Chain 4
Test Mode	Mode 3		

Horizontal

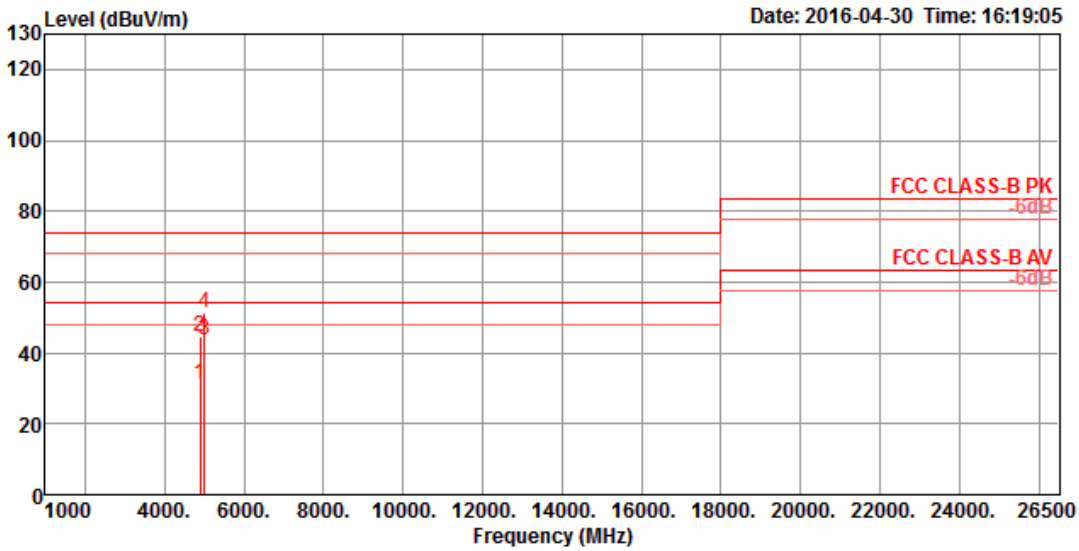

	Freq	Level	Limit Line	Over Limit	Read Level	Cable Loss	Antenna Factor	Preamp Factor	A/Pos	T/Pos	Remark	Pol/Phase
	MHz	dBuV/m	dBuV/m	dB	dBuV	dB	dB/m	dB	cm	deg		
1	4903.86	31.17	54.00	-22.83	27.36	7.61	32.73	36.53	162	263	Average	HORIZONTAL
2	4904.88	44.73	74.00	-29.27	40.92	7.61	32.73	36.53	162	263	Peak	HORIZONTAL
3	4999.99	43.80	54.00	-10.20	39.67	7.75	32.90	36.52	242	140	Average	HORIZONTAL
4	5000.10	51.12	74.00	-22.88	46.99	7.75	32.90	36.52	242	140	Peak	HORIZONTAL

Vertical

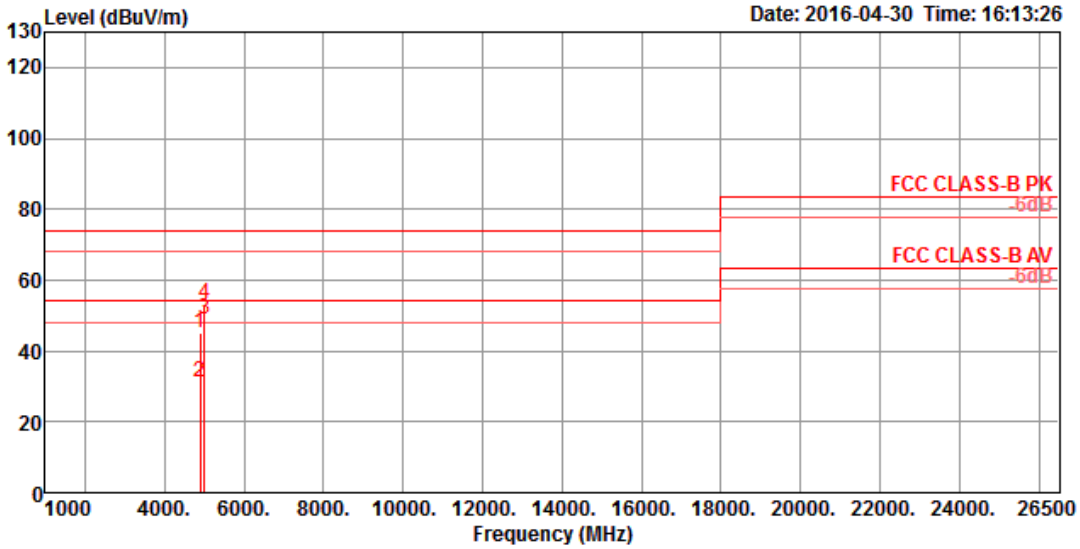

	Freq	Level	Limit Line	Over Limit	Read Level	Cable Loss	Antenna Factor	Preamp Factor	A/Pos	T/Pos	Remark	Pol/Phase
	MHz	dBuV/m	dBuV/m	dB	dBuV	dB	dB/m	dB	cm	deg		
1	4903.64	45.21	74.00	-28.79	41.40	7.61	32.73	36.53	121	319	Peak	VERTICAL
2	4904.61	31.29	54.00	-22.71	27.48	7.61	32.73	36.53	121	319	Average	VERTICAL
3	5000.00	48.95	54.00	-5.05	44.82	7.75	32.90	36.52	241	96	Average	VERTICAL
4	5000.02	53.09	74.00	-20.91	48.96	7.75	32.90	36.52	241	96	Peak	VERTICAL

Temperature	22°C	Humidity	56%
Test Engineer	Nyle Chang & Peter Wu & Gary Chu & DK Chang & Eddie Weng & Stim Song & Brain Sun	Configurations	IEEE 802.11b CH 1 / Chain 1 + Chain 2 + Chain 3 + Chain 4
Test Mode	Mode 4		

Horizontal

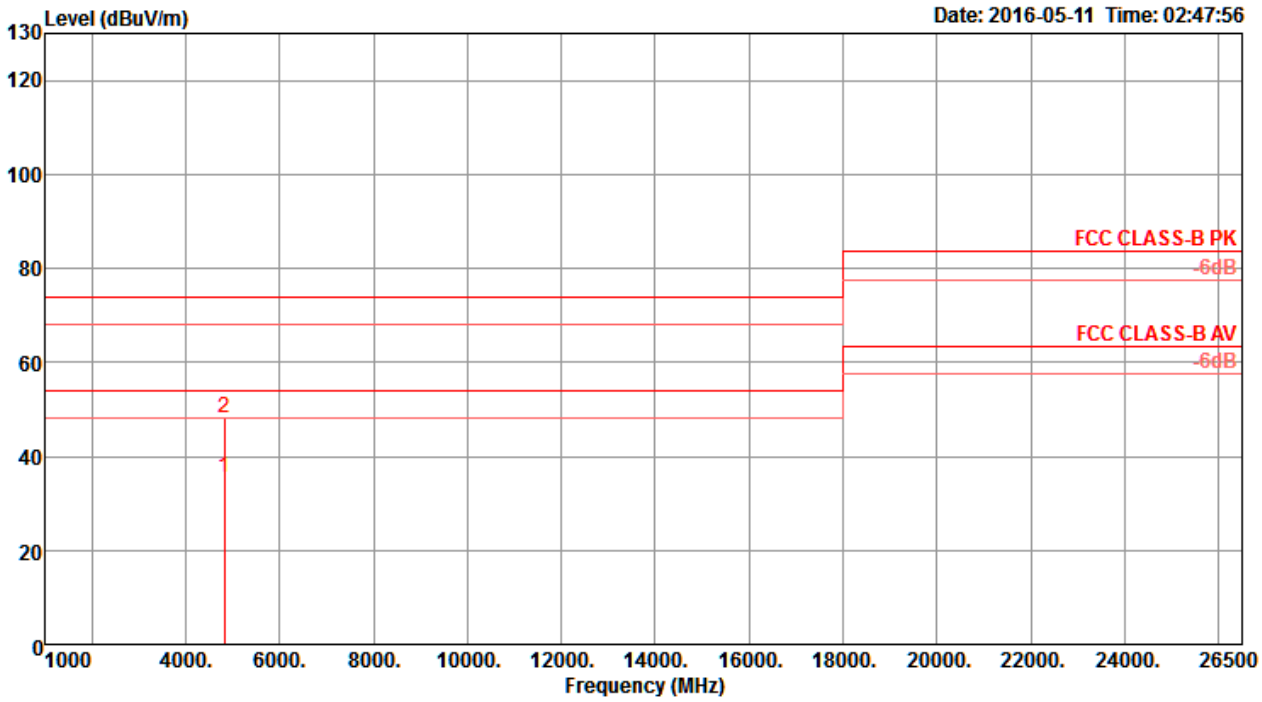

	Freq	Level	Limit Line	Over Limit	Read Level	Cable Loss	Antenna Factor	Preamp Factor	T/Pos	A/Pos	Remark	Pol/Phase
	MHz	dBuV/m	dBuV/m	dB	dBuV	dB	dB/m	dB	deg	cm		
1	4829.60	35.37	54.00	-18.63	29.47	7.58	32.84	34.52	284	143	Average	HORIZONTAL
2	4831.36	48.23	74.00	-25.77	42.33	7.58	32.84	34.52	284	143	Peak	HORIZONTAL

Vertical

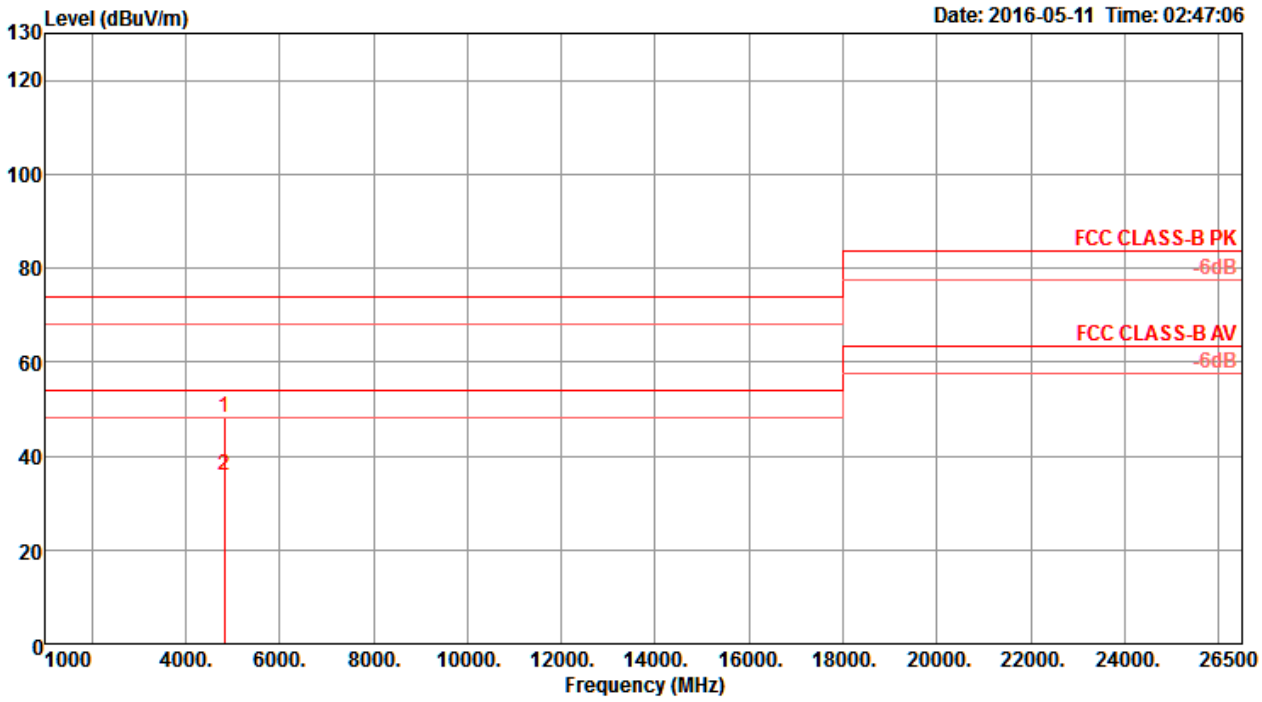

	Freq	Level	Limit Line	Over Limit	Read Level	Cable Loss	Antenna Factor	Preamp Factor	T/Pos	A/Pos	Remark	Pol/Phase
	MHz	dBuV/m	dBuV/m	dB	dBuV	dB	dB/m	dB	deg	cm		
1	4823.60	48.03	74.00	-25.97	42.15	7.58	32.82	34.52	61	140	Peak	VERTICAL
2	4824.00	35.92	54.00	-18.08	30.04	7.58	32.82	34.52	61	140	Average	VERTICAL

Temperature	22°C	Humidity	56%
Test Engineer	Nyle Chang & Peter Wu & Gary Chu & DK Chang & Eddie Weng & Stim Song & Brain Sun	Configurations	IEEE 802.11b CH 6 / Chain 1 + Chain 2 + Chain 3 + Chain 4
Test Mode	Mode 4		

Horizontal

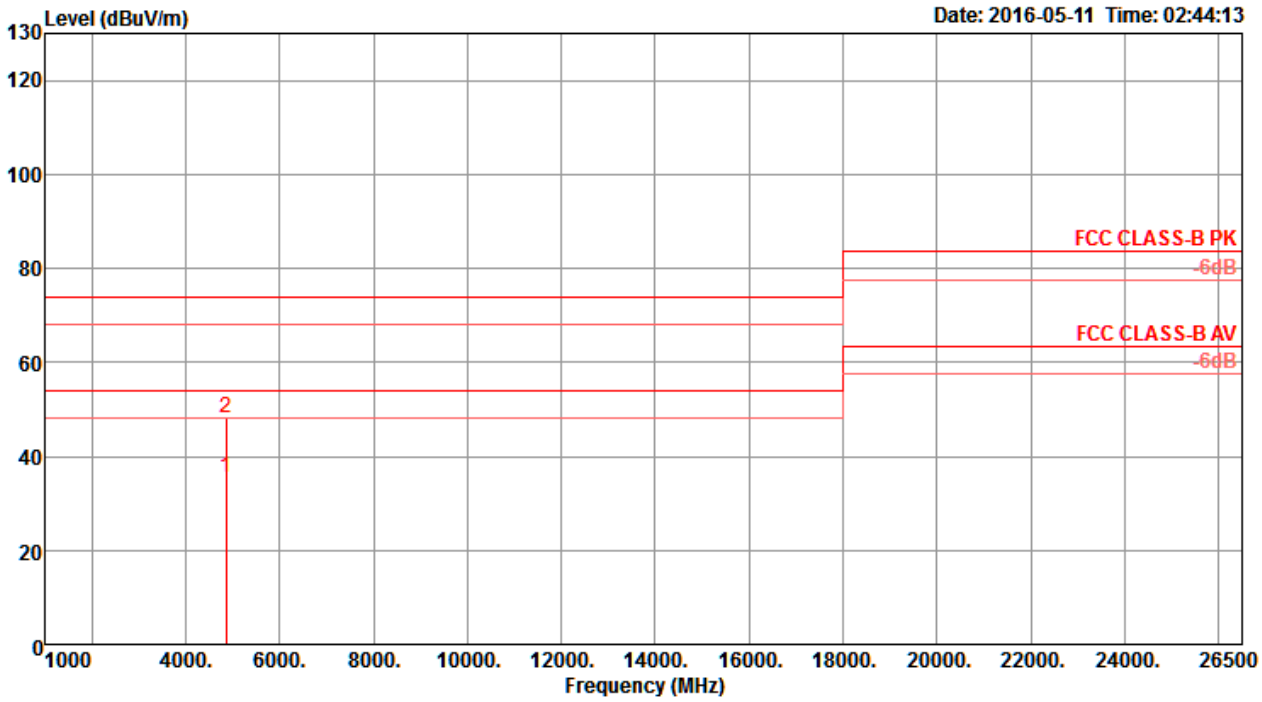

	Freq	Level	Limit Line	Over Limit	Read Level	Cable Loss	Antenna Factor	Preamp Factor	T/Pos	A/Pos	Remark	Pol/Phase
	MHz	dBuV/m	dBuV/m	dB	dBuV	dB	dB/m	dB	deg	cm		
1	4868.48	35.35	54.00	-18.65	29.35	7.60	32.91	34.51	188	121	Average	HORIZONTAL
2	4869.44	48.16	74.00	-25.84	42.16	7.60	32.91	34.51	188	121	Peak	HORIZONTAL

Vertical

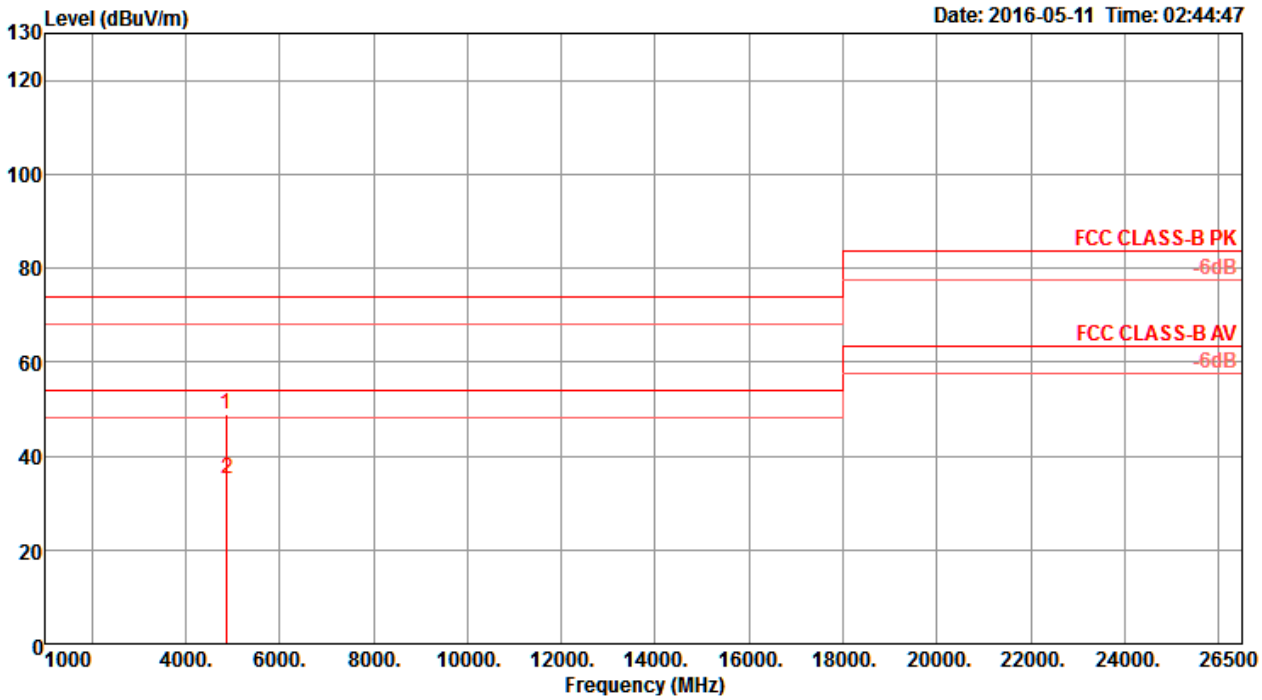

	Freq	Level	Limit Line	Over Limit	Read Level	Cable Loss	Antenna Factor	Preamp Factor	T/Pos	A/Pos	Remark	Pol/Phase
	MHz	dBuV/m	dBuV/m	dB	dBuV	dB	dB/m	dB	deg	cm		
1	4867.92	49.06	74.00	-24.94	43.06	7.60	32.91	34.51	286	133	Peak	VERTICAL
2	4874.92	35.27	54.00	-18.73	29.27	7.60	32.91	34.51	286	133	Average	VERTICAL

Temperature	22°C	Humidity	56%
Test Engineer	Nyle Chang & Peter Wu & Gary Chu & DK Chang & Eddie Weng & Stim Song & Brain Sun	Configurations	IEEE 802.11b CH 11 / Chain 1 + Chain 2 + Chain 3 + Chain 4
Test Mode	Mode 4		

Horizontal

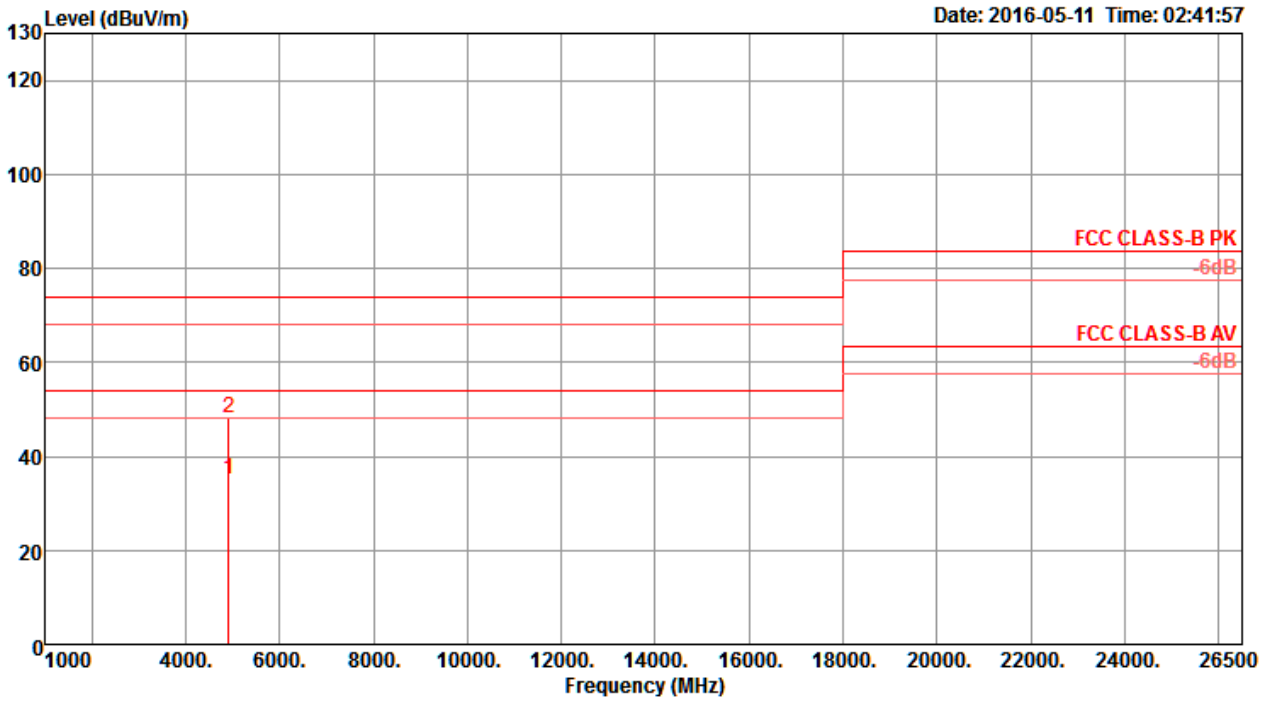

	Freq	Level	Limit Line	Over Limit	Read Level	Cable Loss	Antenna Factor	Preamp Factor	T/Pos	A/Pos	Remark	Pol/Phase
	MHz	dBuV/m	dBuV/m	dB	dBuV	dB	dB/m	dB	deg	cm		
1	4919.00	35.16	54.00	-18.84	29.07	7.61	32.97	34.49	33	135	Average	HORIZONTAL
2	4921.12	48.01	74.00	-25.99	41.92	7.61	32.97	34.49	33	135	Peak	HORIZONTAL

Vertical

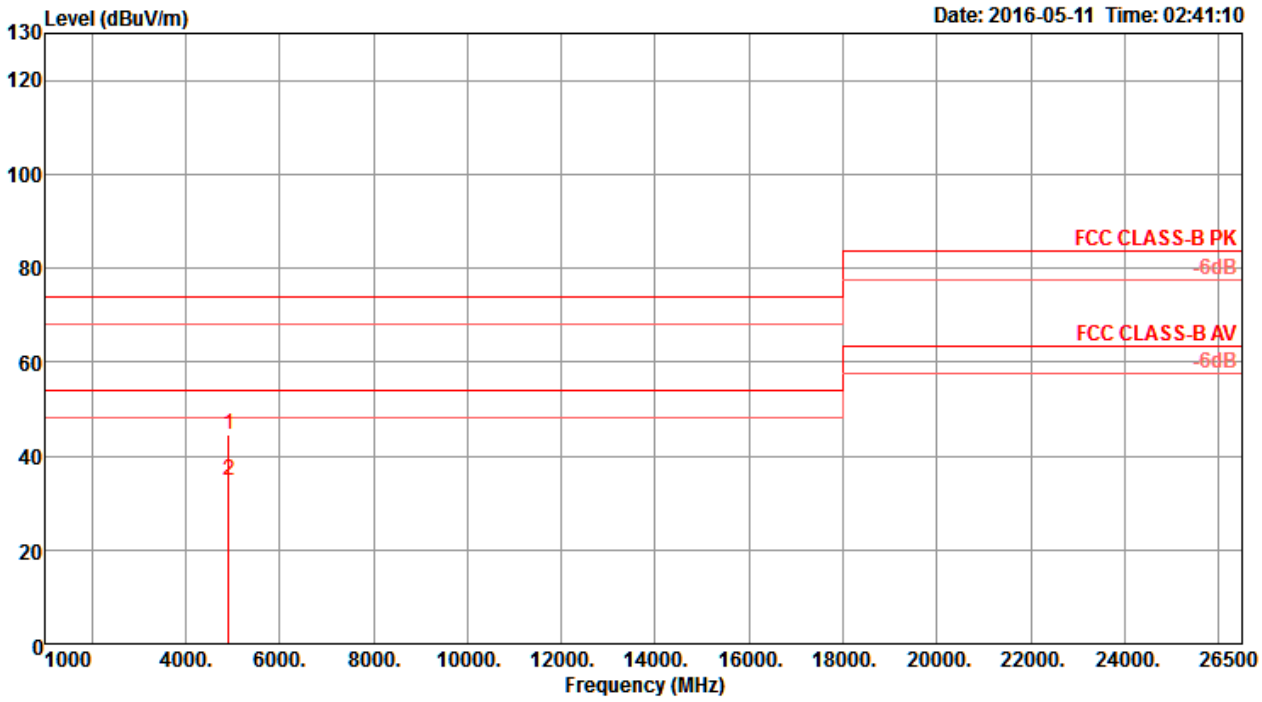

	Freq	Level	Limit Line	Over Limit	Read Level	Cable Loss	Antenna Factor	Preamp Factor	T/Pos	A/Pos	Remark	Pol/Phase
	MHz	dBuV/m	dBuV/m	dB	dBuV	dB	dB/m	dB	deg	cm		
1	4914.00	44.45	74.00	-29.55	38.36	7.61	32.97	34.49	224	124	Peak	VERTICAL
2	4914.00	34.71	54.00	-19.29	28.62	7.61	32.97	34.49	224	124	Average	VERTICAL

Temperature	22°C	Humidity	56%
Test Engineer	Nyle Chang & Peter Wu & Gary Chu & DK Chang & Eddie Weng & Stim Song & Brain Sun	Configurations	IEEE 802.11g CH 1 / Chain 1 + Chain 2 + Chain 3 + Chain 4
Test Mode	Mode 4		

Horizontal

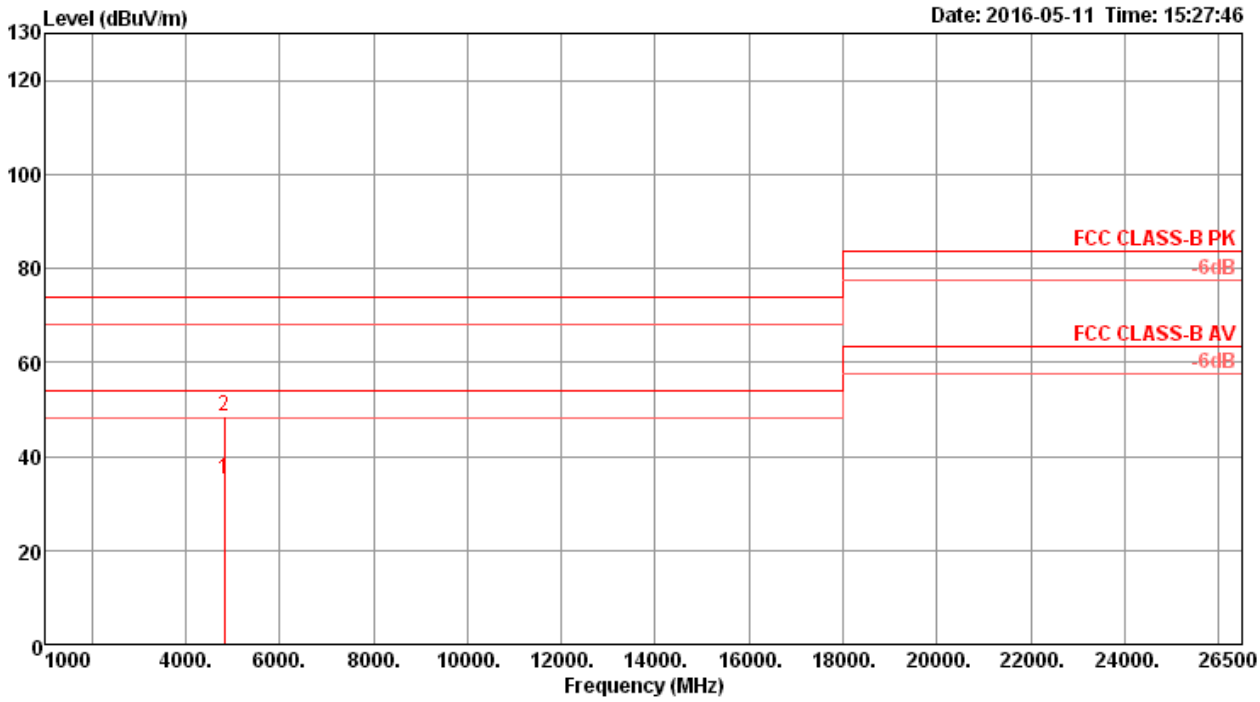

	Freq	Level	Limit Line	Over Limit	Read Level	Cable Loss	Antenna Factor	Preamp Factor	A/Pos	T/Pos	Remark	Pol/Phase
	MHz	dBuV/m	dBuV/m	dB	dBuV	dB	dB/m	dB	cm	deg		
1	4821.68	35.30	54.00	-18.70	27.63	7.64	33.11	33.08	163	55	Average	HORIZONTAL
2	4823.87	48.35	74.00	-25.65	40.68	7.64	33.11	33.08	163	55	Peak	HORIZONTAL

Vertical

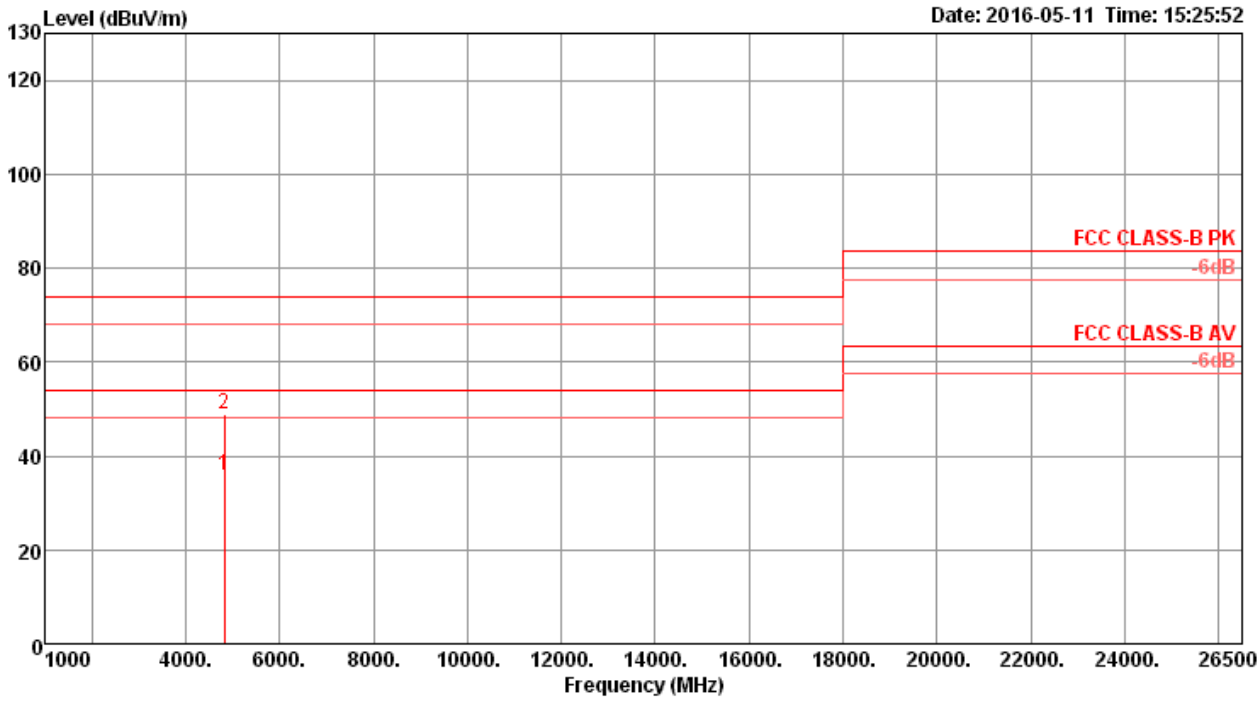

	Freq	Level	Limit Line	Over Limit	Read Level	Cable Loss	Antenna Factor	Preamp Factor	A/Pos	T/Pos	Remark	Pol/Phase
	MHz	dBuV/m	dBuV/m	dB	dBuV	dB	dB/m	dB	cm	deg		
1	4822.53	35.69	54.00	-18.31	28.02	7.64	33.11	33.08	154	334	Average	VERTICAL
2	4826.39	48.97	74.00	-25.03	41.26	7.65	33.14	33.08	154	334	Peak	VERTICAL

Temperature	22°C	Humidity	56%
Test Engineer	Nyle Chang & Peter Wu & Gary Chu & DK Chang & Eddie Weng & Stim Song & Brain Sun	Configurations	IEEE 802.11g CH 6 / Chain 1 + Chain 2 + Chain 3 + Chain 4
Test Mode	Mode 4		

Horizontal

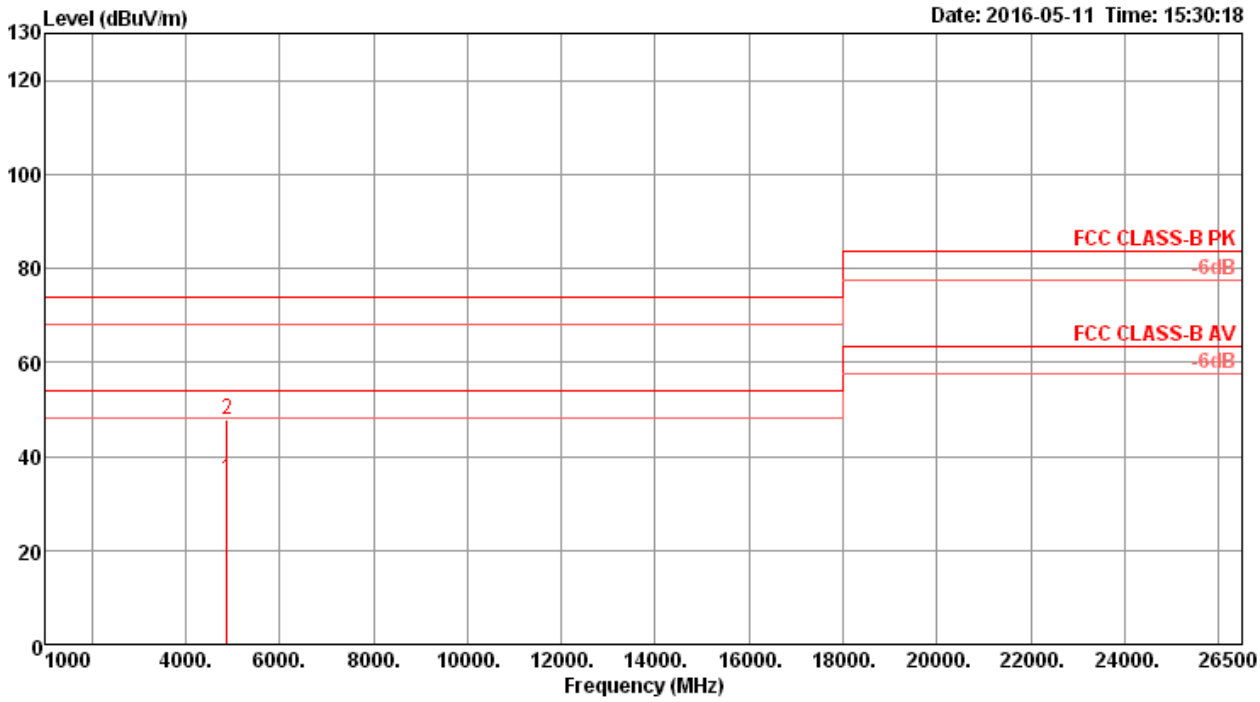

	Freq	Level	Limit Line	Over Limit	Read Level	Cable Loss	Antenna Factor	Preamp Factor	A/Pos	T/Pos	Remark	Pol/Phase
	MHz	dBuV/m	dBuV/m	dB	dBuV	dB	dB/m	dB	cm	deg		
1	4871.66	35.15	54.00	-18.85	27.30	7.70	33.23	33.08	163	160	Average	HORIZONTAL
2	4872.37	47.79	74.00	-26.21	39.94	7.70	33.23	33.08	163	160	Peak	HORIZONTAL

Vertical

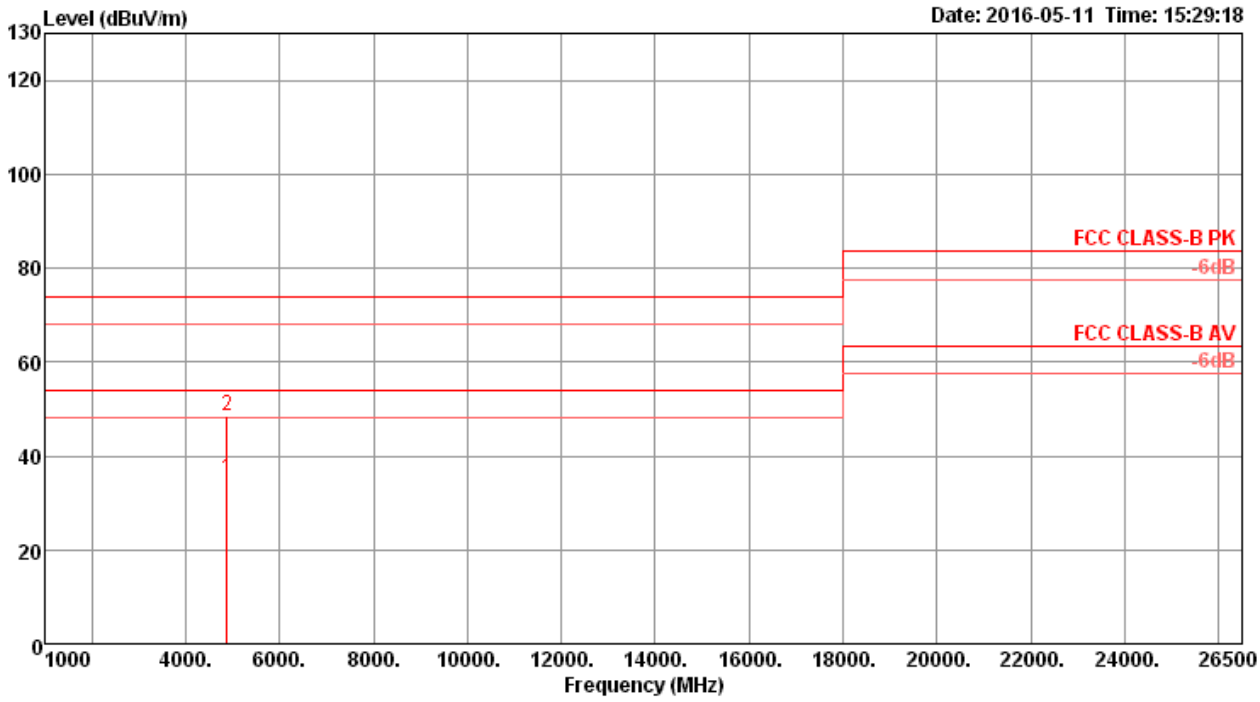

	Freq	Level	Limit Line	Over Limit	Read Level	Cable Loss	Antenna Factor	Preamp Factor	A/Pos	T/Pos	Remark	Pol/Phase
	MHz	dBuV/m	dBuV/m	dB	dBuV	dB	dB/m	dB	cm	deg		
1	4870.47	35.03	54.00	-18.97	27.18	7.70	33.23	33.08	173	104	Average	VERTICAL
2	4873.18	48.59	74.00	-25.41	40.74	7.70	33.23	33.08	173	104	Peak	VERTICAL

Temperature	22°C	Humidity	56%
Test Engineer	Nyle Chang & Peter Wu & Gary Chu & DK Chang & Eddie Weng & Stim Song & Brain Sun	Configurations	IEEE 802.11g CH 11 / Chain 1 + Chain 2 + Chain 3 + Chain 4
Test Mode	Mode 4		

Horizontal

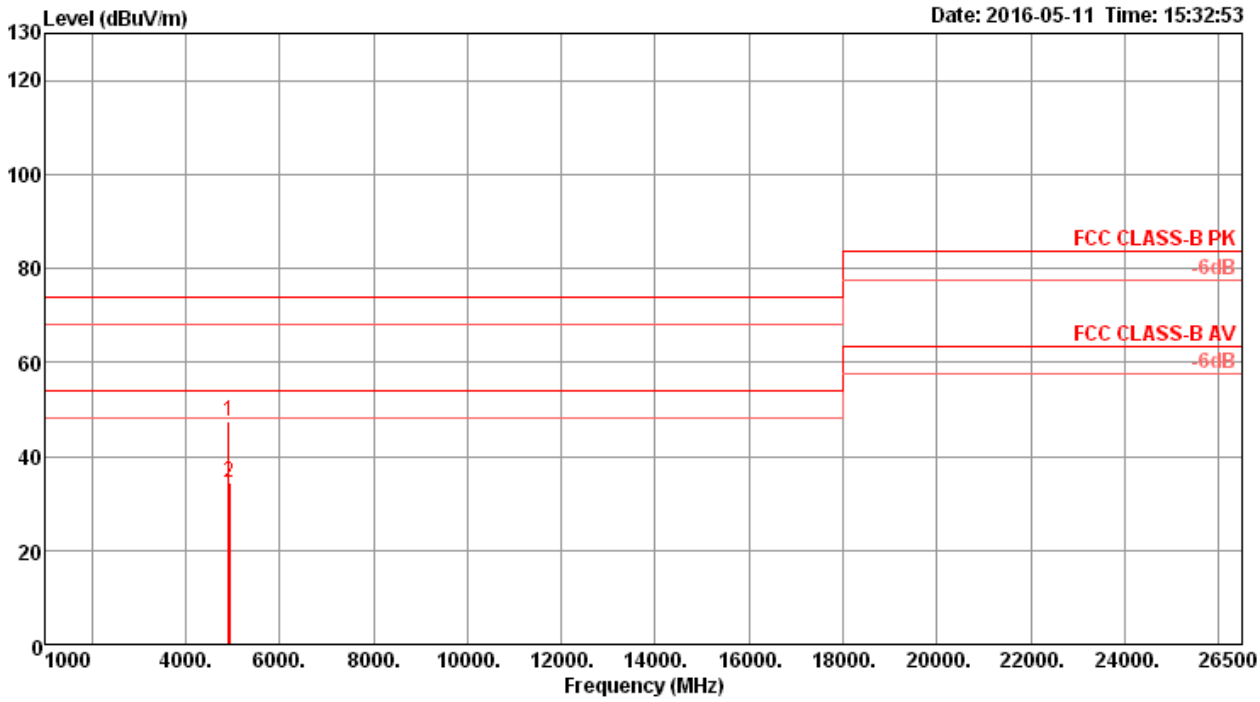

	Freq	Level	Limit Line	Over Limit	Read Level	Cable Loss	Antenna Factor	Preamp Factor	A/Pos	T/Pos	Remark	Pol/Phase
	MHz	dBuV/m	dBuV/m	dB	dBuV	dB	dB/m	dB	cm	deg		
1	4919.99	47.42	74.00	-26.58	39.42	7.75	33.32	33.07	166	262	Peak	HORIZONTAL
2	4925.04	34.51	54.00	-19.49	26.46	7.76	33.35	33.06	166	262	Average	HORIZONTAL

Vertical

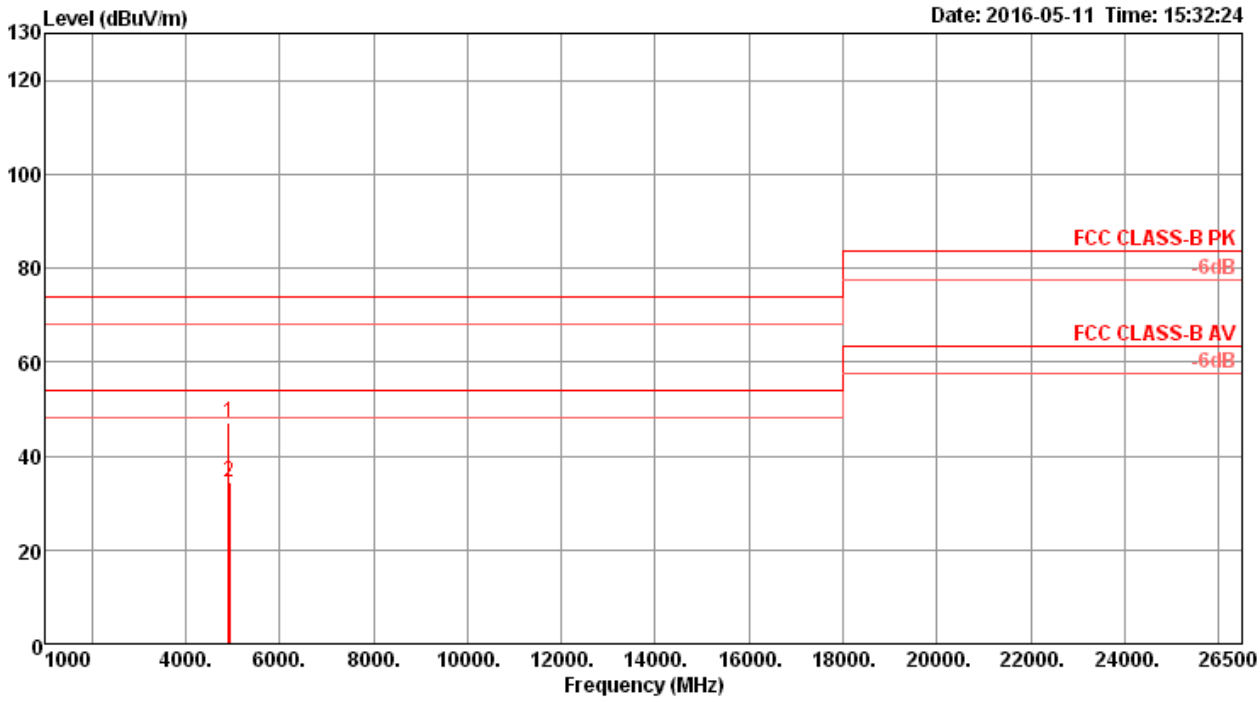

	Freq	Level	Limit Line	Over Limit	Read Level	Cable Loss	Antenna Factor	Preamp Factor	A/Pos	T/Pos	Remark	Pol/Phase
	MHz	dBuV/m	dBuV/m	dB	dBuV	dB	dB/m	dB	cm	deg		
1	4922.54	47.16	74.00	-26.84	39.16	7.75	33.32	33.07	152	215	Peak	VERTICAL
2	4926.74	34.56	54.00	-19.44	26.51	7.76	33.35	33.06	152	215	Average	VERTICAL

Temperature	22°C	Humidity	56%
Test Engineer	Nyle Chang & Peter Wu & Gary Chu & DK Chang & Eddie Weng & Stim Song & Brain Sun	Configurations	IEEE 802.11ac MCS0/Nss1 VHT20 CH 1 / Chain 1 + Chain 2 + Chain 3 + Chain 4
Test Mode	Mode 4		

Horizontal

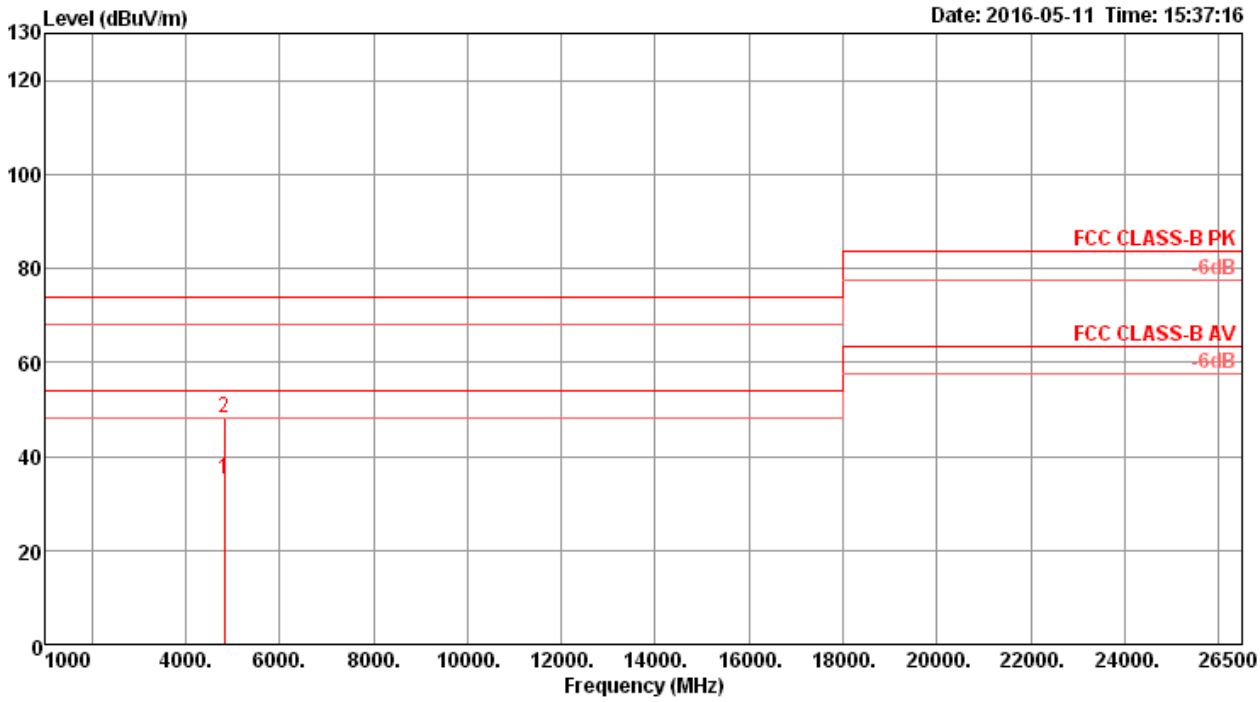

	Freq	Level	Limit Line	Over Limit	Read Level	Cable Loss	Antenna Factor	Preamp Factor	A/Pos	T/Pos	Remark	Pol/Phase
	MHz	dBuV/m	dBuV/m	dB	dBuV	dB	dB/m	dB	cm	deg		
1	4820.64	35.06	54.00	-18.94	27.39	7.64	33.11	33.08	160	331	Average	HORIZONTAL
2	4823.92	48.12	74.00	-25.88	40.45	7.64	33.11	33.08	160	331	Peak	HORIZONTAL

Vertical

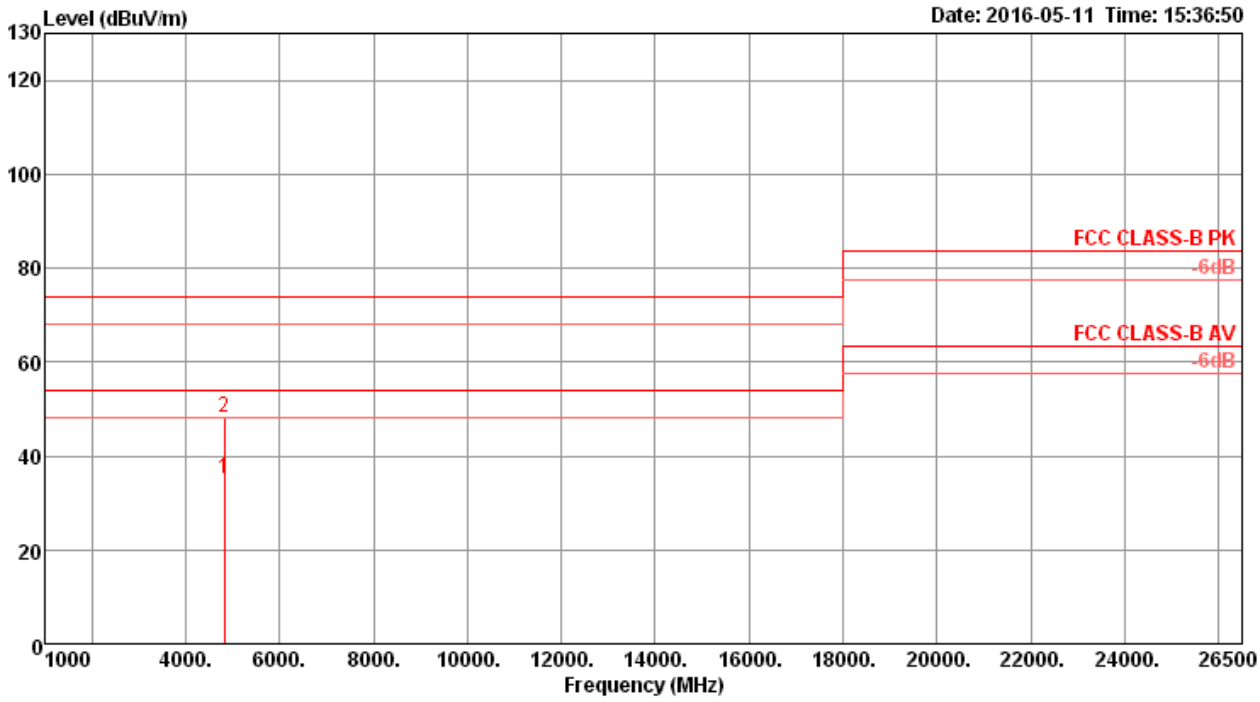

	Freq	Level	Limit Line	Over Limit	Read Level	Cable Loss	Antenna Factor	Preamp Factor	A/Pos	T/Pos	Remark	Pol/Phase
	MHz	dBuV/m	dBuV/m	dB	dBuV	dB	dB/m	dB	cm	deg		
1	4824.83	35.23	54.00	-18.77	27.56	7.64	33.11	33.08	146	299	Average	VERTICAL
2	4825.22	48.16	74.00	-25.84	40.45	7.65	33.14	33.08	146	299	Peak	VERTICAL

Temperature	22°C	Humidity	56%
Test Engineer	Nyle Chang & Peter Wu & Gary Chu & DK Chang & Eddie Weng & Stim Song & Brain Sun	Configurations	IEEE 802.11ac MCS0/Nss1 VHT20 CH 6 / Chain 1 + Chain 2 + Chain 3 + Chain 4
Test Mode	Mode 4		

Horizontal

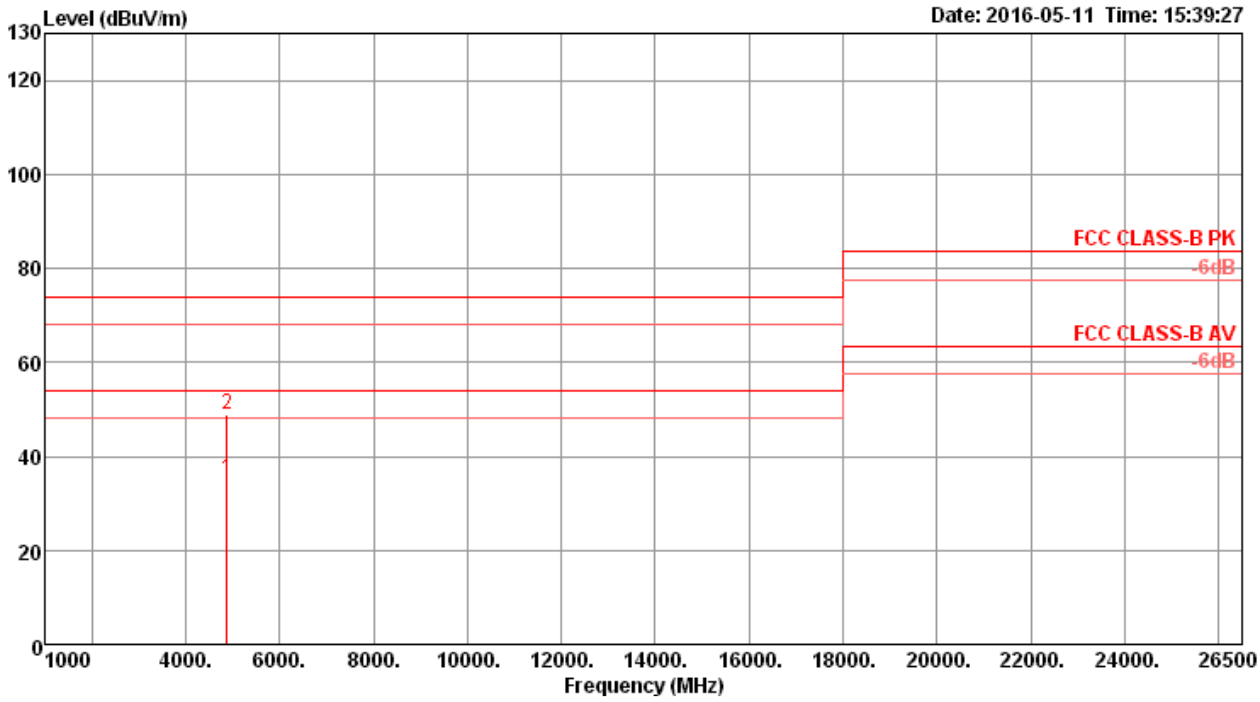

	Freq	Level	Limit Line	Over Limit	Read Level	Cable Loss	Antenna Factor	Preamp Factor	A/Pos	T/Pos	Remark	Pol/Phase
	MHz	dBuV/m	dBuV/m	dB	dBuV	dB	dB/m	dB	cm	deg		
1	4871.74	35.17	54.00	-18.83	27.32	7.70	33.23	33.08	173	272	Average	HORIZONTAL
2	4878.09	48.96	74.00	-25.04	41.10	7.70	33.23	33.07	173	272	Peak	HORIZONTAL

Vertical

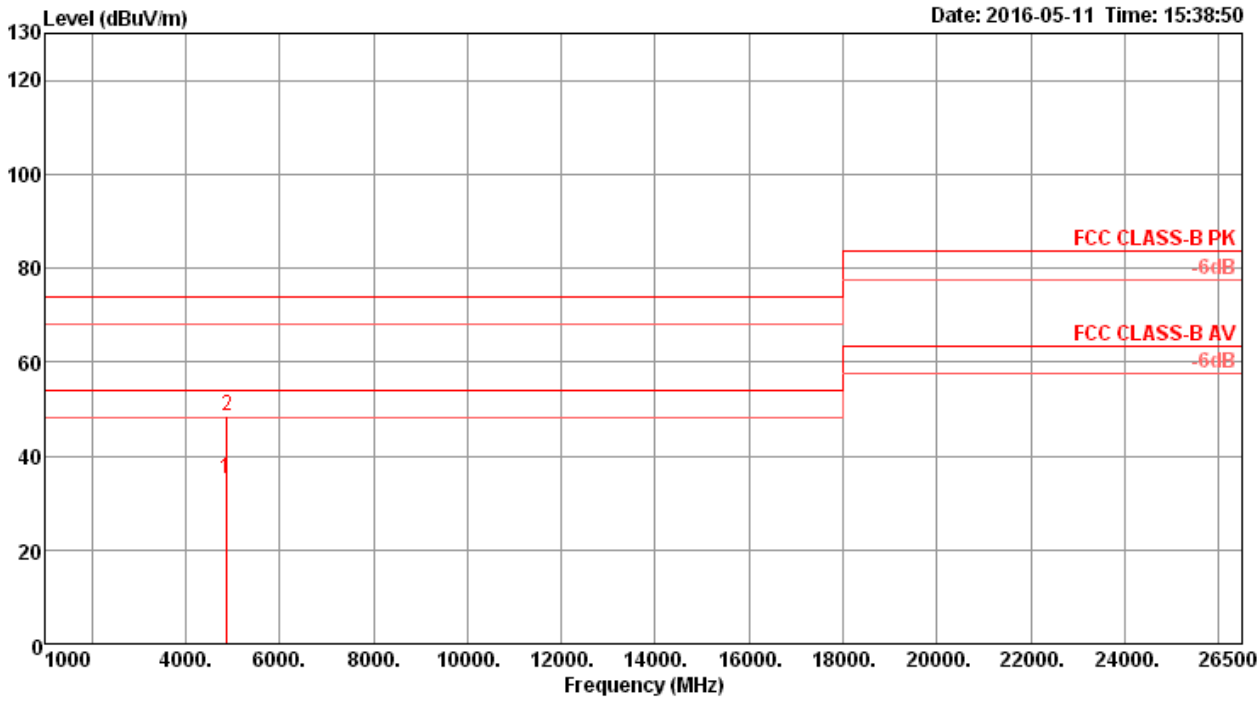

	Freq	Level	Limit Line	Over Limit	Read Level	Cable Loss	Antenna Factor	Preamp Factor	A/Pos	T/Pos	Remark	Pol/Phase
	MHz	dBuV/m	dBuV/m	dB	dBuV	dB	dB/m	dB	cm	deg		
1	4869.83	34.96	54.00	-19.04	27.11	7.70	33.23	33.08	169	311	Average	VERTICAL
2	4874.51	48.34	74.00	-25.66	40.49	7.70	33.23	33.08	169	311	Peak	VERTICAL

Temperature	22°C	Humidity	56%
Test Engineer	Nyle Chang & Peter Wu & Gary Chu & DK Chang & Eddie Weng & Stim Song & Brain Sun	Configurations	IEEE 802.11ac MCS0/Nss1 VHT20 CH 11 / Chain 1 + Chain 2 + Chain 3 + Chain 4
Test Mode	Mode 4		

Horizontal

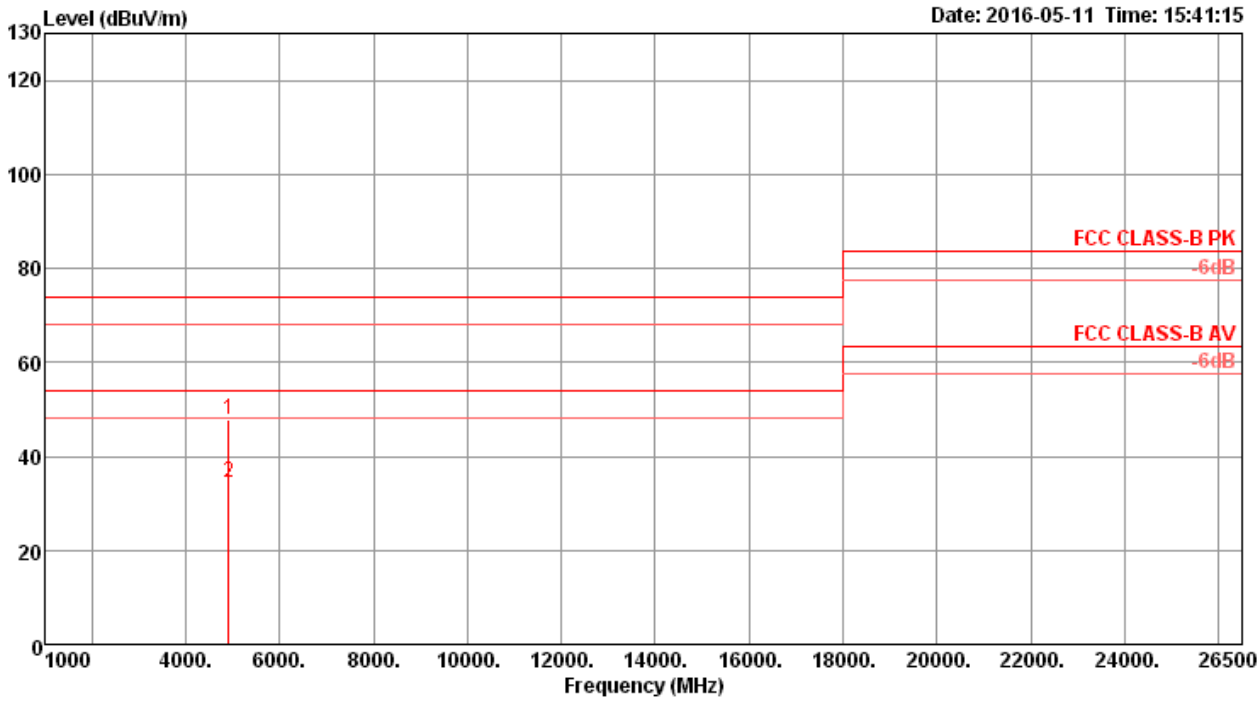

	Freq	Level	Limit Line	Over Limit	Read Level	Cable Loss	Antenna Factor	Preamp Factor	A/Pos	T/Pos	Remark	Pol/Phase
	MHz	dBuV/m	dBuV/m	dB	dBuV	dB	dB/m	dB	cm	deg		
1	4922.19	47.73	74.00	-26.27	39.73	7.75	33.32	33.07	160	183	Peak	HORIZONTAL
2	4923.33	34.48	54.00	-19.52	26.48	7.75	33.32	33.07	160	183	Average	HORIZONTAL

Vertical

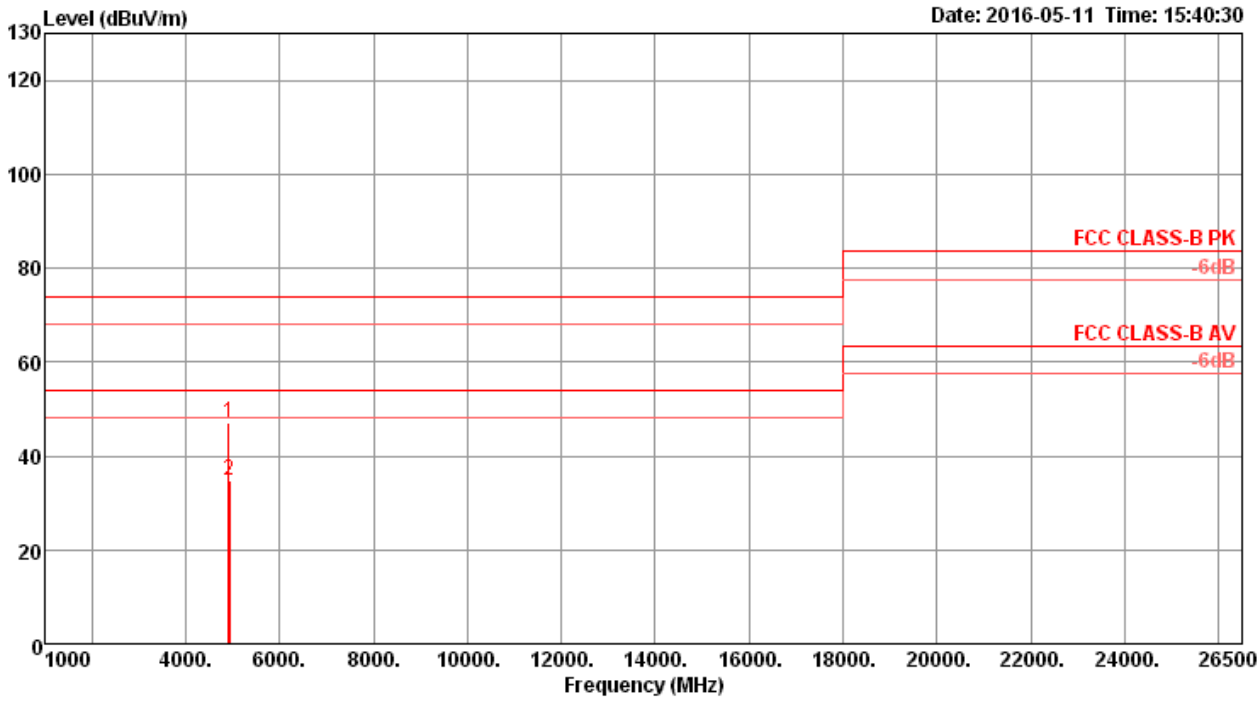

	Freq	Level	Limit Line	Over Limit	Read Level	Cable Loss	Antenna Factor	Preamp Factor	A/Pos	T/Pos	Remark	Pol/Phase
	MHz	dBuV/m	dBuV/m	dB	dBuV	dB	dB/m	dB	cm	deg		
1	4920.80	47.20	74.00	-26.80	39.20	7.75	33.32	33.07	184	219	Peak	VERTICAL
2	4925.35	34.63	54.00	-19.37	26.58	7.76	33.35	33.06	184	219	Average	VERTICAL

Temperature	22°C	Humidity	56%
Test Engineer	Nyle Chang & Peter Wu & Gary Chu & DK Chang & Eddie Weng & Stim Song & Brain Sun	Configurations	IEEE 802.11ac MCS0/Nss1 VHT40 CH 3 / Chain 1 + Chain 2 + Chain 3 + Chain 4
Test Mode	Mode 4		

Horizontal

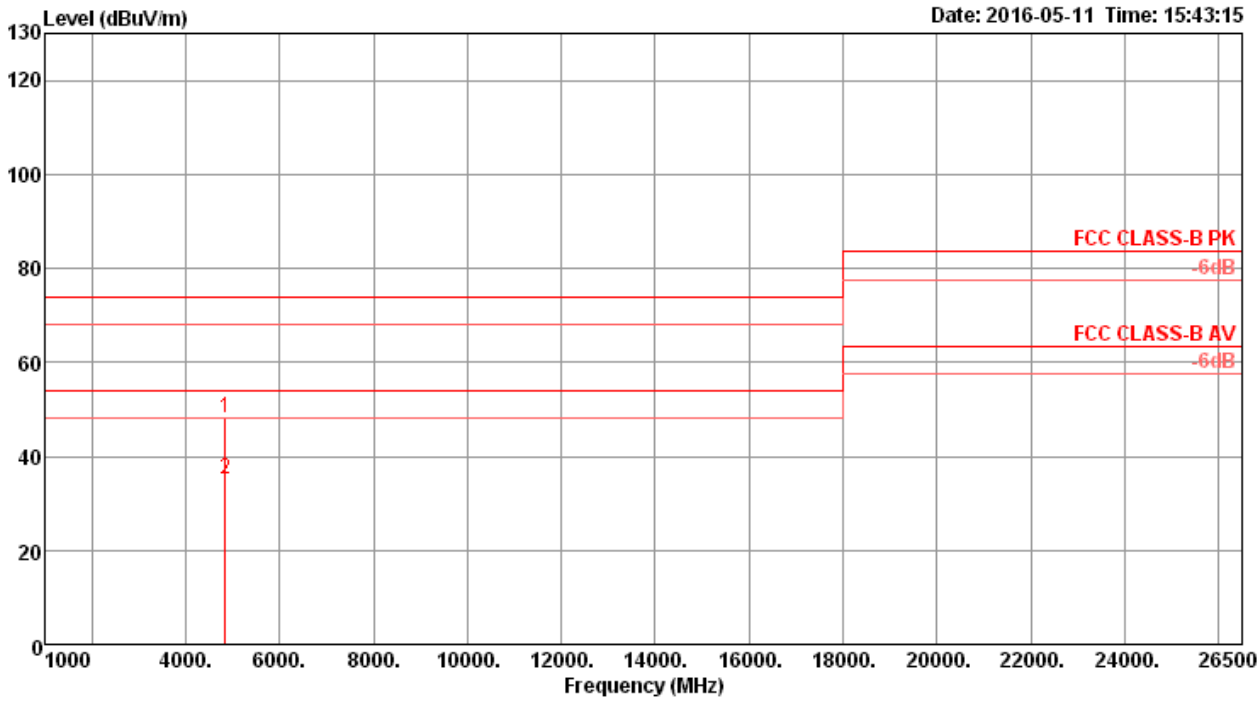

	Freq	Level	Limit Line	Over Limit	Read Level	Cable Loss	Antenna Factor	Preamp Factor	A/Pos	T/Pos	Remark	Pol/Phase
	MHz	dBuV/m	dBuV/m	dB	dBuV	dB	dB/m	dB	cm	deg		
1	4844.71	48.06	74.00	-25.94	40.30	7.67	33.17	33.08	150	108	Peak	HORIZONTAL
2	4847.56	34.95	54.00	-19.05	27.19	7.67	33.17	33.08	150	108	Average	HORIZONTAL

Vertical

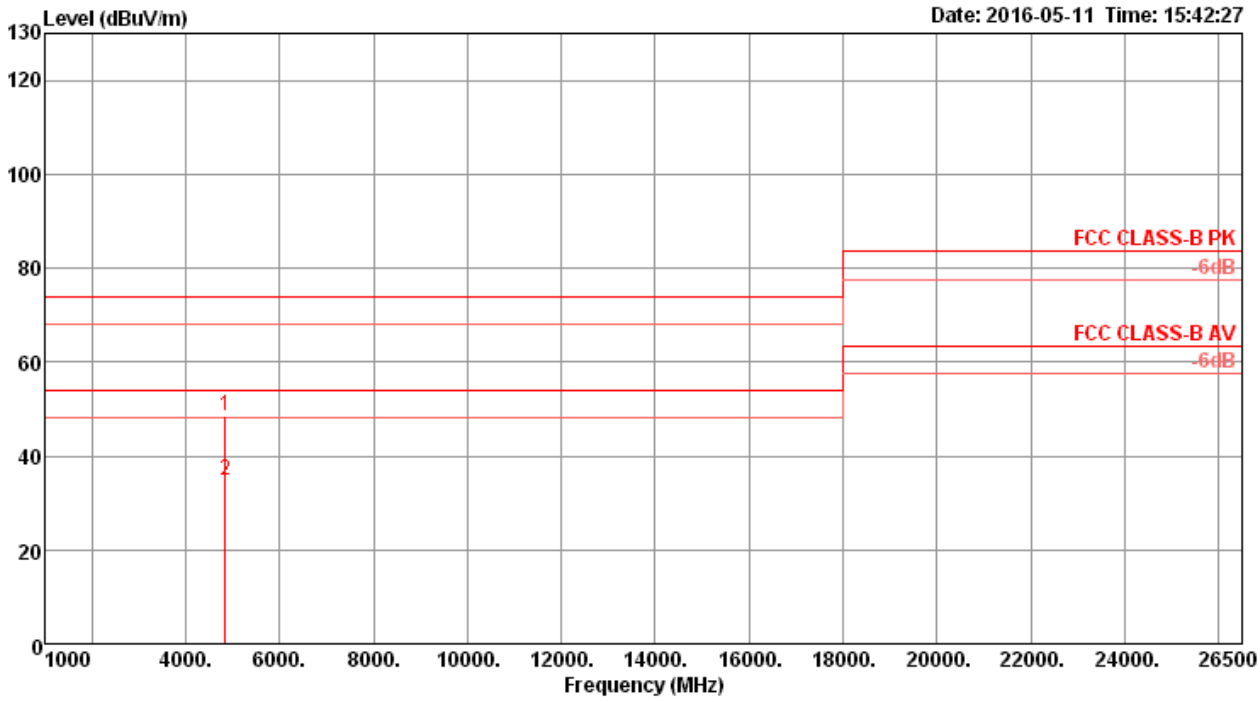

	Freq	Level	Limit Line	Over Limit	Read Level	Cable Loss	Antenna Factor	Preamp Factor	A/Pos	T/Pos	Remark	Pol/Phase
	MHz	dBuV/m	dBuV/m	dB	dBuV	dB	dB/m	dB	cm	deg		
1	4841.81	48.40	74.00	-25.60	40.64	7.67	33.17	33.08	170	148	Peak	VERTICAL
2	4842.37	34.90	54.00	-19.10	27.14	7.67	33.17	33.08	170	148	Average	VERTICAL

Temperature	22°C	Humidity	56%
Test Engineer	Nyle Chang & Peter Wu & Gary Chu & DK Chang & Eddie Weng & Stim Song & Brain Sun	Configurations	IEEE 802.11ac MCS0/Nss1 VHT40 CH 6 / Chain 1 + Chain 2 + Chain 3 + Chain 4
Test Mode	Mode 4		

Horizontal

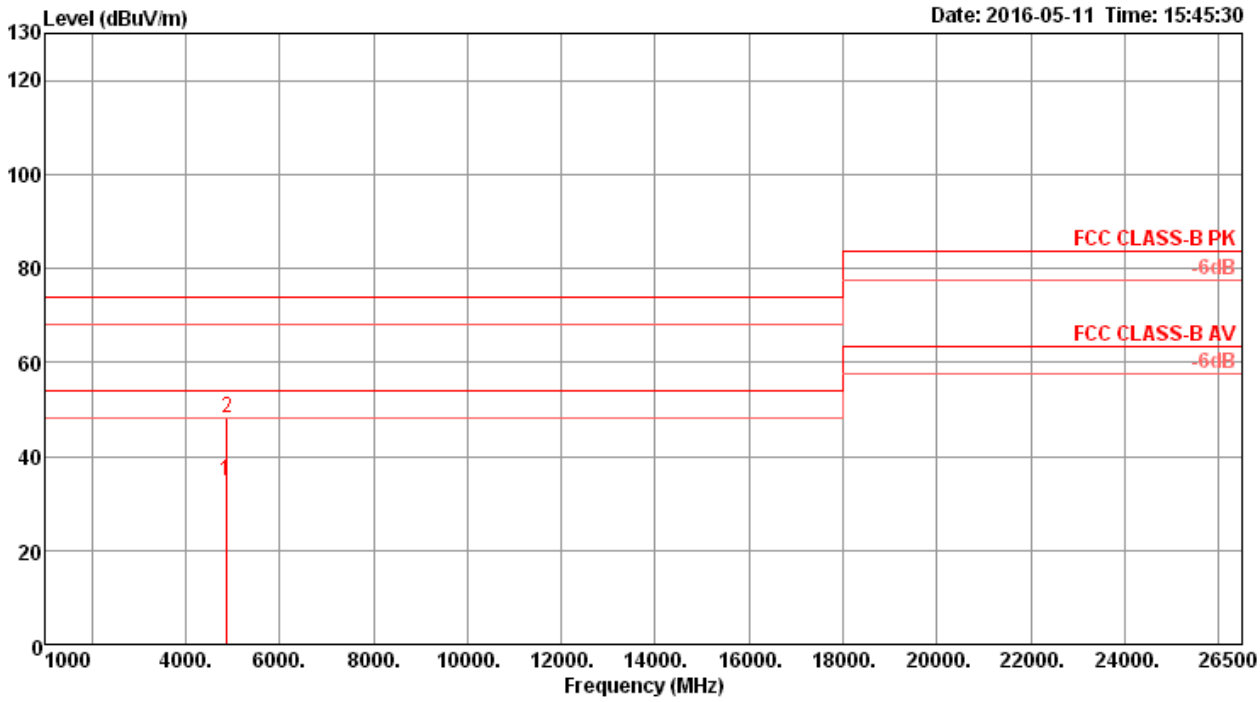

	Freq	Level	Limit Line	Over Limit	Read Level	Cable Loss	Antenna Factor	Preamp Factor	A/Pos	T/Pos	Remark	Pol/Phase
	MHz	dBuV/m	dBuV/m	dB	dBuV	dB	dB/m	dB	cm	deg		
1	4870.07	34.87	54.00	-19.13	27.02	7.70	33.23	33.08	158	109	Average	HORIZONTAL
2	4874.06	48.11	74.00	-25.89	40.26	7.70	33.23	33.08	158	109	Peak	HORIZONTAL

Vertical

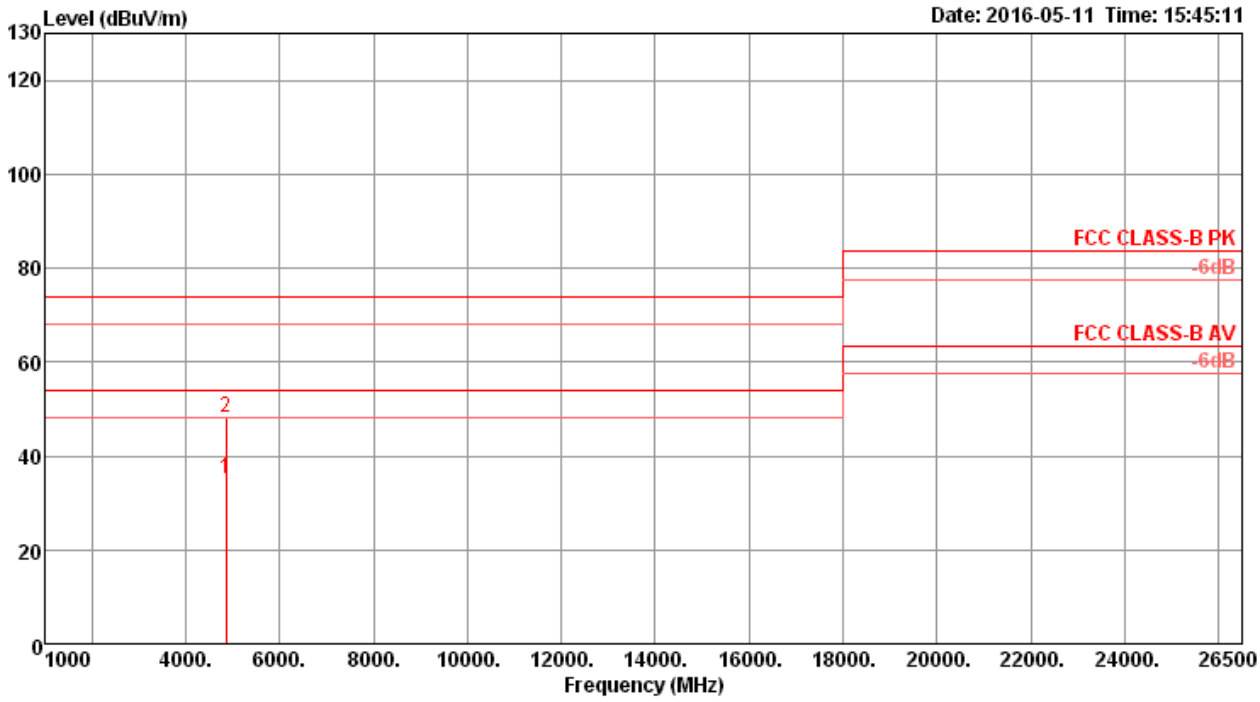

	Freq	Level	Limit Line	Over Limit	Read Level	Cable Loss	Antenna Factor	Preamp Factor	A/Pos	T/Pos	Remark	Pol/Phase
	MHz	dBuV/m	dBuV/m	dB	dBuV	dB	dB/m	dB	cm	deg		
1	4869.37	35.05	54.00	-18.95	27.20	7.70	33.23	33.08	146	85	Average	VERTICAL
2	4869.80	48.15	74.00	-25.85	40.30	7.70	33.23	33.08	146	85	Peak	VERTICAL

Temperature	22°C	Humidity	56%
Test Engineer	Nyle Chang & Peter Wu & Gary Chu & DK Chang & Eddie Weng & Stim Song & Brain Sun	Configurations	IEEE 802.11ac MCS0/Nss1 VHT40 CH 9 / Chain 1 + Chain 2 + Chain 3 + Chain 4
Test Mode	Mode 4		

Horizontal

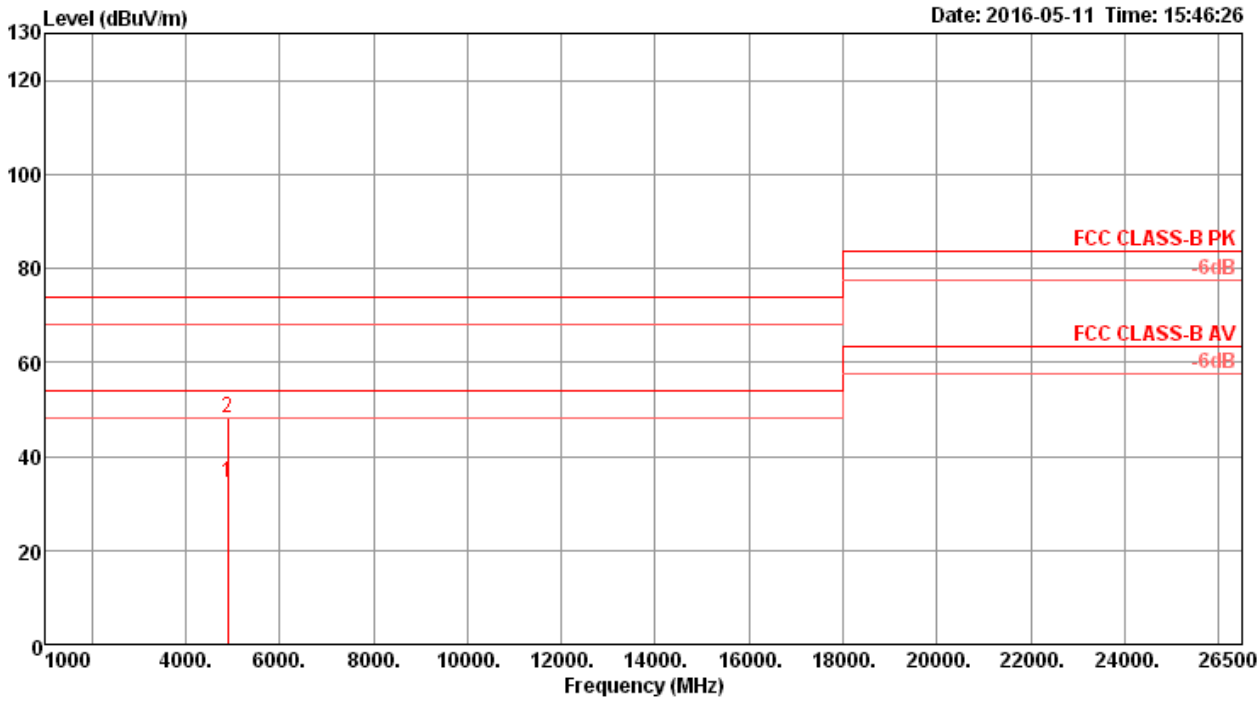

	Freq	Level	Limit Line	Over Limit	Read Level	Cable Loss	Antenna Factor	Preamp Factor	A/Pos	T/Pos	Remark	Pol/Phase
	MHz	dBuV/m	dBuV/m	dB	dBuV	dB	dB/m	dB	cm	deg		
1	4899.61	34.33	54.00	-19.67	26.38	7.73	33.29	33.07	190	131	Average	HORIZONTAL
2	4902.93	48.29	74.00	-25.71	40.34	7.73	33.29	33.07	190	131	Peak	HORIZONTAL

Vertical

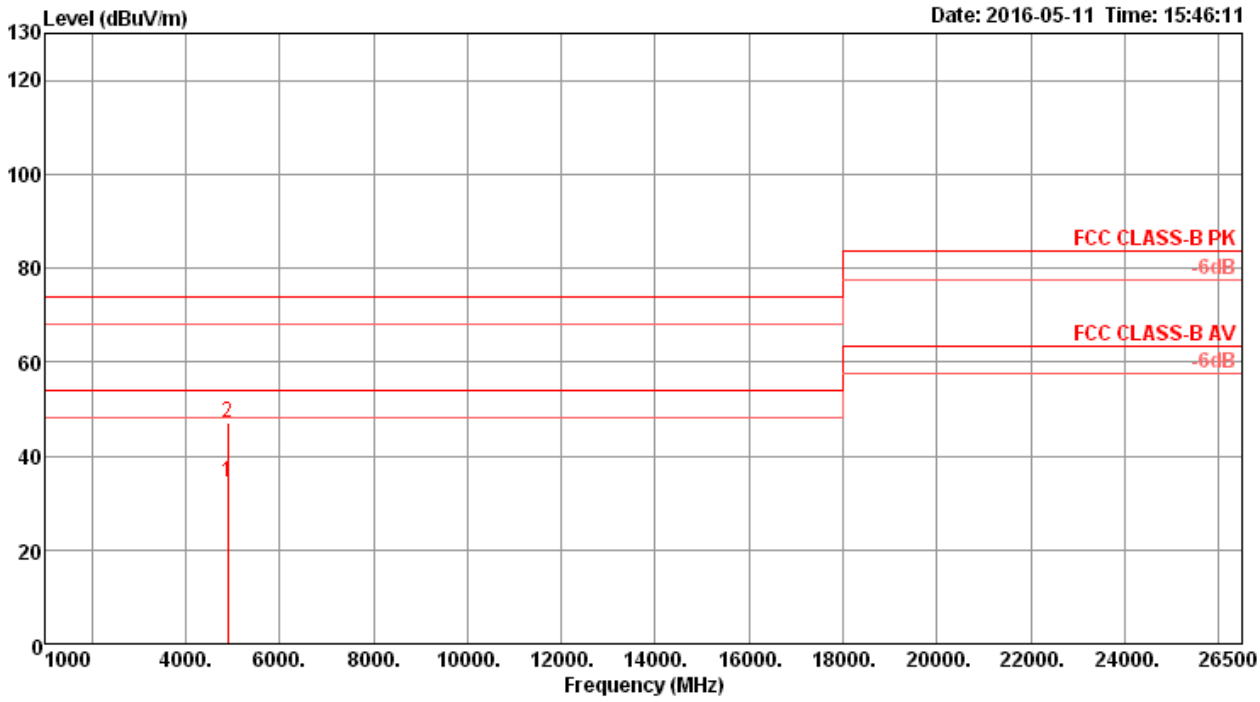

	Freq	Level	Limit Line	Over Limit	Read Level	Cable Loss	Antenna Factor	Preamp Factor	A/Pos	T/Pos	Remark	Pol/Phase
	MHz	dBuV/m	dBuV/m	dB	dBuV	dB	dB/m	dB	cm	deg		
1	4899.96	34.57	54.00	-19.43	26.62	7.73	33.29	33.07	157	56	Average	VERTICAL
2	4904.88	47.19	74.00	-26.81	39.24	7.73	33.29	33.07	157	56	Peak	VERTICAL

Temperature	22°C	Humidity	56%
Test Engineer	Nyle Chang & Peter Wu & Gary Chu & DK Chang & Eddie Weng & Stim Song & Brain Sun	Configurations	IEEE 802. 11ac MCS0/Nss4 VHT20 CH 1 / Chain 1 + Chain 2 + Chain 3 + Chain 4
Test Mode	Mode 4		

Horizontal

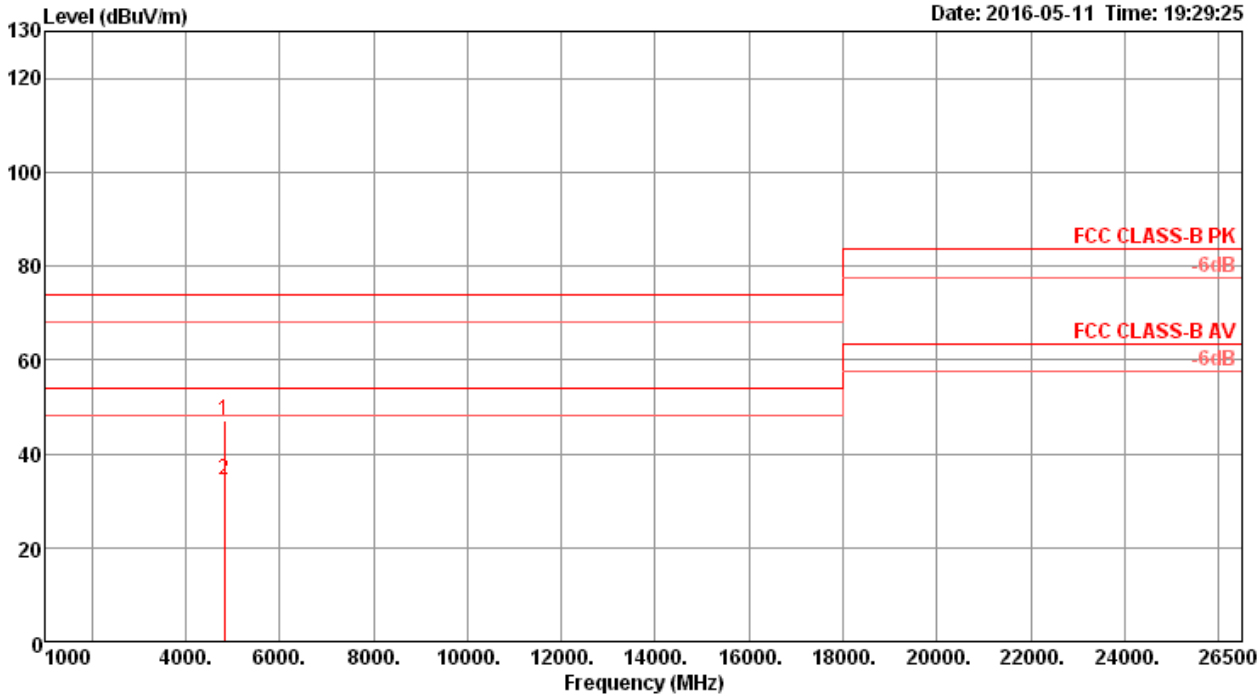

	Freq	Level	Limit Line	Over Limit	Read Level	Cable Loss	Antenna Factor	Preamp Factor	A/Pos	T/Pos	Remark	Pol/Phase
	MHz	dBuV/m	dBuV/m	dB	dBuV	dB	dB/m	dB	cm	deg		
1	4823.60	47.20	74.00	-26.80	40.41	6.76	33.11	33.08	101	308	Peak	HORIZONTAL
2	4824.00	34.48	54.00	-19.52	27.69	6.76	33.11	33.08	101	308	Average	HORIZONTAL

Vertical

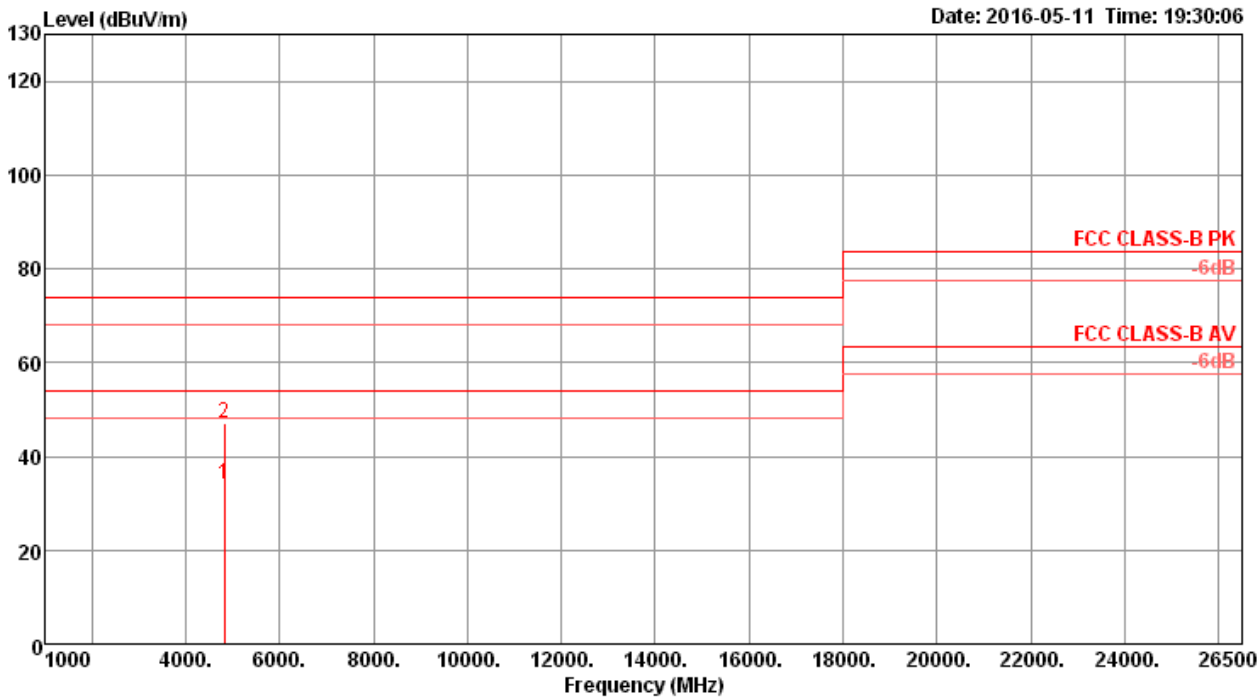

	Freq	Level	Limit Line	Over Limit	Read Level	Cable Loss	Antenna Factor	Preamp Factor	A/Pos	T/Pos	Remark	Pol/Phase
	MHz	dBuV/m	dBuV/m	dB	dBuV	dB	dB/m	dB	cm	deg		
1	4823.68	34.04	54.00	-19.96	27.25	6.76	33.11	33.08	102	296	Average	VERTICAL
2	4823.73	47.16	74.00	-26.84	40.37	6.76	33.11	33.08	102	296	Peak	VERTICAL

Temperature	22°C	Humidity	56%
Test Engineer	Nyle Chang & Peter Wu & Gary Chu & DK Chang & Eddie Weng & Stim Song & Brain Sun	Configurations	IEEE 802. 11ac MCS0/Nss4 VHT20 CH 6 / Chain 1 + Chain 2 + Chain 3 + Chain 4
Test Mode	Mode 4		

Horizontal

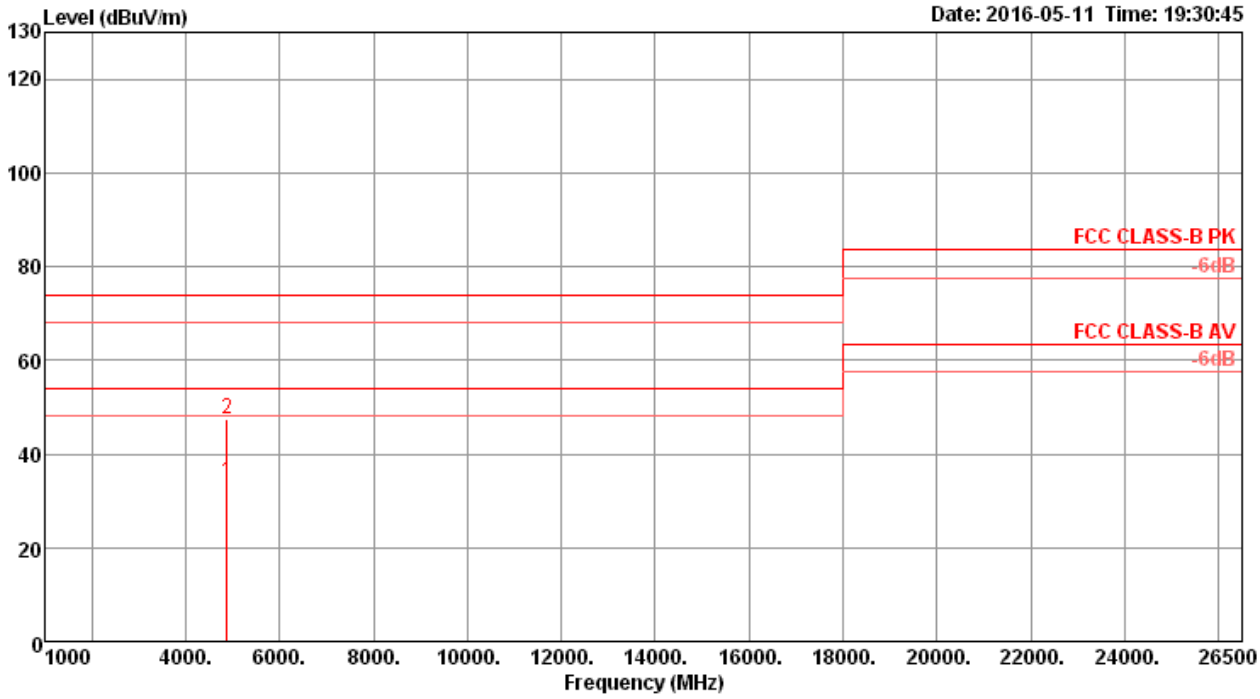

	Freq	Level	Limit Line	Over Limit	Read Level	Cable Loss	Antenna Factor	Preamp Factor	A/Pos	T/Pos	Remark	Pol/Phase
	MHz	dBuV/m	dBuV/m	dB	dBuV	dB	dB/m	dB	cm	deg		
1	4873.36	34.09	54.00	-19.91	27.13	6.81	33.23	33.08	102	308	Average	HORIZONTAL
2	4874.97	47.35	74.00	-26.65	40.39	6.81	33.23	33.08	102	308	Peak	HORIZONTAL

Vertical

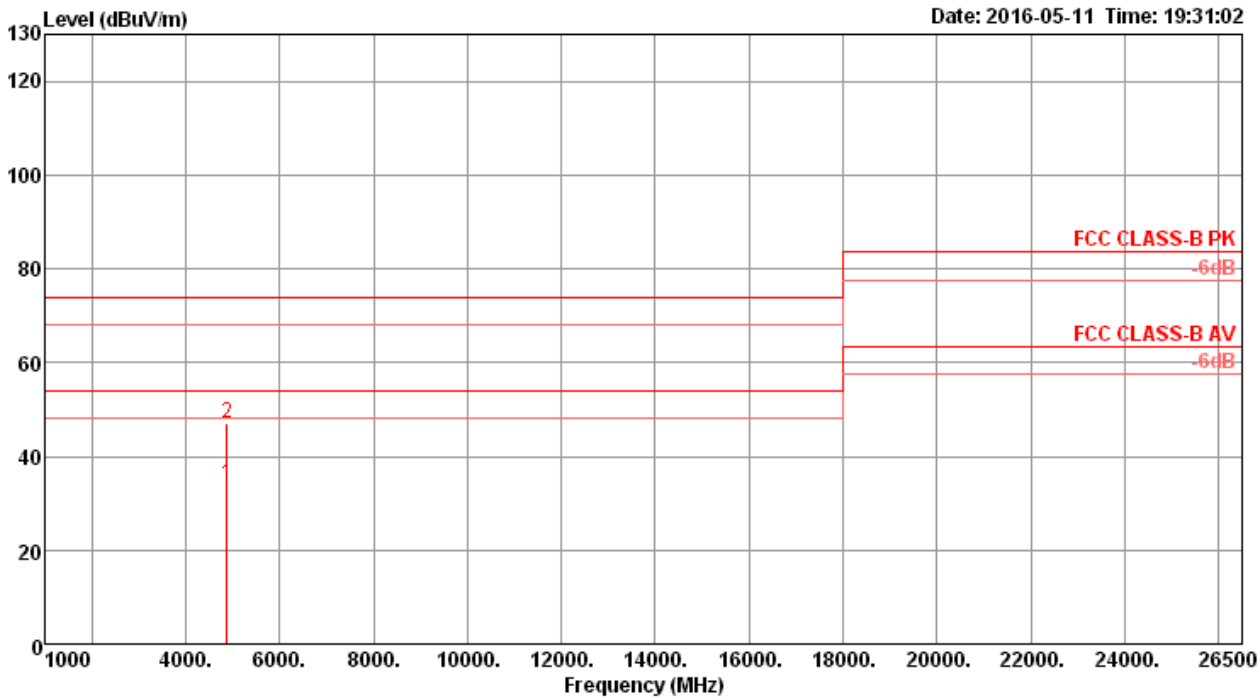

	Freq	Level	Limit Line	Over Limit	Read Level	Cable Loss	Antenna Factor	Preamp Factor	A/Pos	T/Pos	Remark	Pol/Phase
	MHz	dBuV/m	dBuV/m	dB	dBuV	dB	dB/m	dB	cm	deg		
1	4873.73	33.87	54.00	-20.13	26.91	6.81	33.23	33.08	103	318	Average	VERTICAL
2	4874.80	47.20	74.00	-26.80	40.24	6.81	33.23	33.08	103	318	Peak	VERTICAL

Temperature	22°C	Humidity	56%
Test Engineer	Nyle Chang & Peter Wu & Gary Chu & DK Chang & Eddie Weng & Stim Song & Brain Sun	Configurations	IEEE 802. 11ac MCS0/Nss4 VHT20 CH 11 / Chain 1 + Chain 2 + Chain 3 + Chain 4
Test Mode	Mode 4		

Horizontal

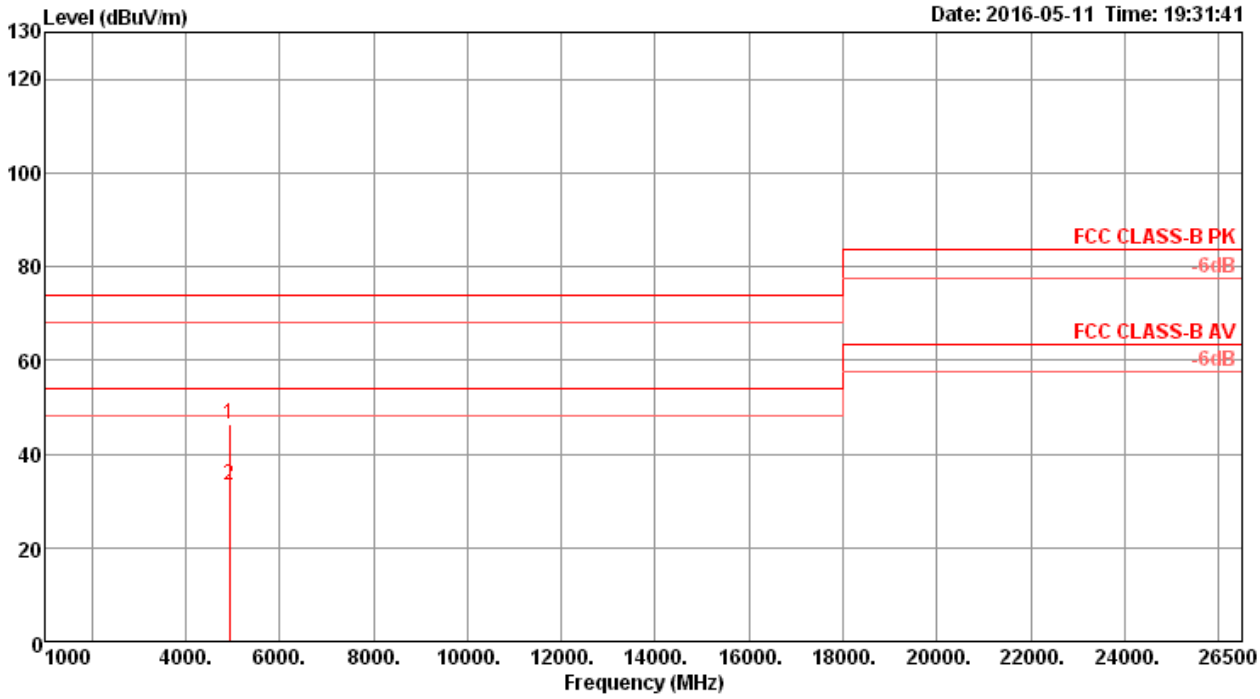

	Freq	Level	Limit Line	Over Limit	Read Level	Cable Loss	Antenna Factor	Preamp Factor	A/Pos	T/Pos	Remark	Pol/Phase
	MHz	dBuV/m	dBuV/m	dB	dBuV	dB	dB/m	dB	cm	deg		
1	4924.51	46.34	74.00	-27.66	39.21	6.85	33.35	33.07	102	330	Peak	HORIZONTAL
2	4925.00	33.22	54.00	-20.78	26.09	6.85	33.35	33.07	102	330	Average	HORIZONTAL

Vertical

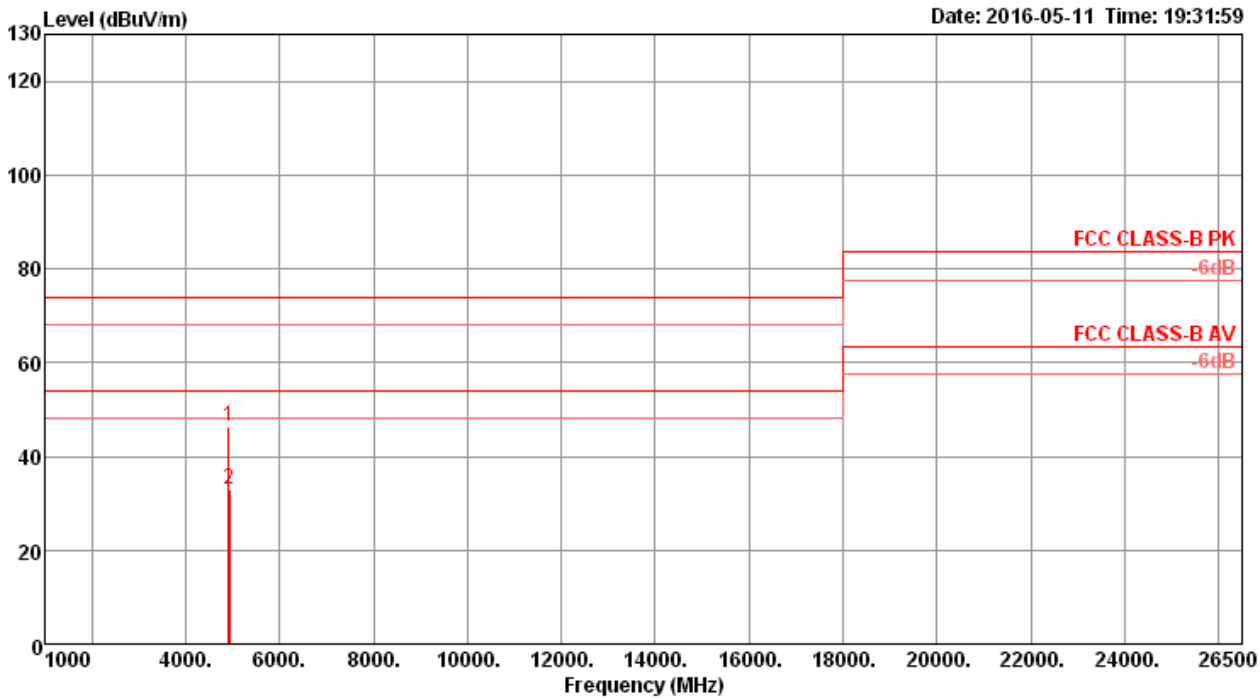

	Freq	Level	Limit Line	Over Limit	Read Level	Cable Loss	Antenna Factor	Preamp Factor	A/Pos	T/Pos	Remark	Pol/Phase
	MHz	dBuV/m	dBuV/m	dB	dBuV	dB	dB/m	dB	cm	deg		
1	4924.41	46.32	74.00	-27.68	39.19	6.85	33.35	33.07	101	302	Peak	VERTICAL
2	4924.73	33.02	54.00	-20.98	25.89	6.85	33.35	33.07	101	302	Average	VERTICAL

Temperature	22°C	Humidity	56%
Test Engineer	Nyle Chang & Peter Wu & Gary Chu & DK Chang & Eddie Weng & Stim Song & Brain Sun	Configurations	IEEE 802. 11ac MCS0/Nss4 VHT40 CH 3 / Chain 1 + Chain 2 + Chain 3 + Chain 4
Test Mode	Mode 4		

Horizontal

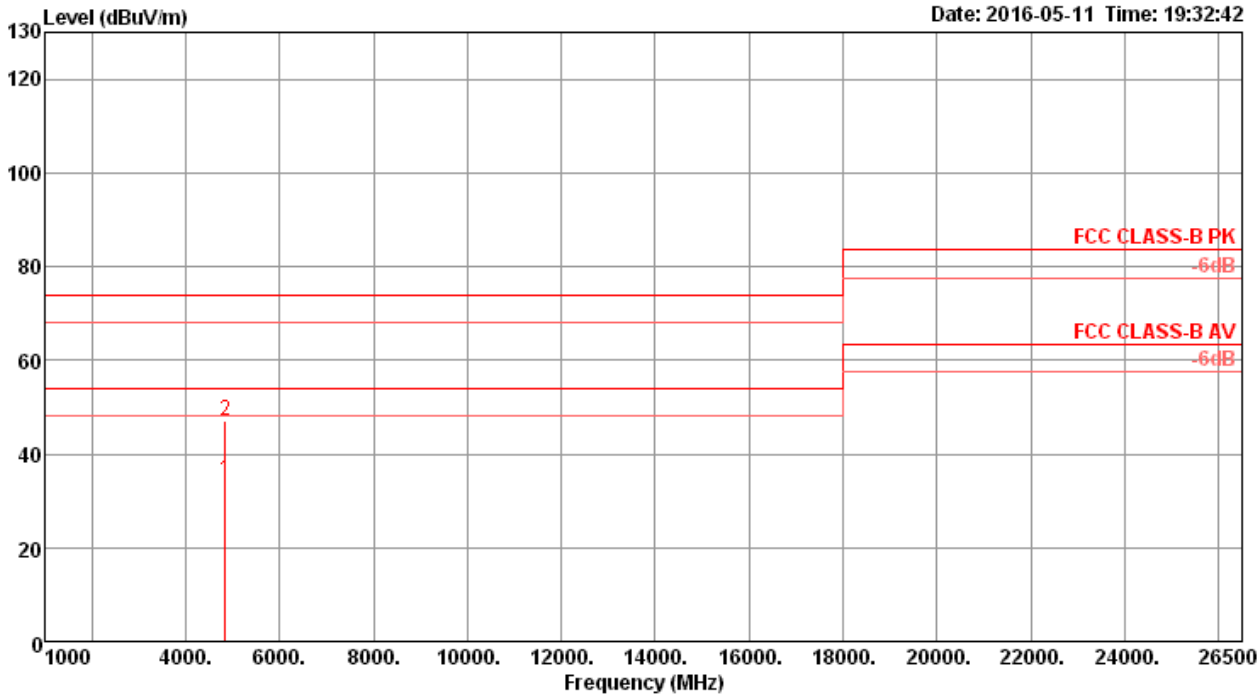

	Freq	Level	Limit Line	Over Limit	Read Level	Cable Loss	Antenna Factor	Preamp Factor	A/Pos	T/Pos	Remark	Pol/Phase
	MHz	dBuV/m	dBuV/m	dB	dBuV	dB	dB/m	dB	cm	deg		
1	4843.68	34.29	54.00	-19.71	27.42	6.78	33.17	33.08	100	314	Average	HORIZONTAL
2	4844.97	47.01	74.00	-26.99	40.14	6.78	33.17	33.08	100	314	Peak	HORIZONTAL

Vertical

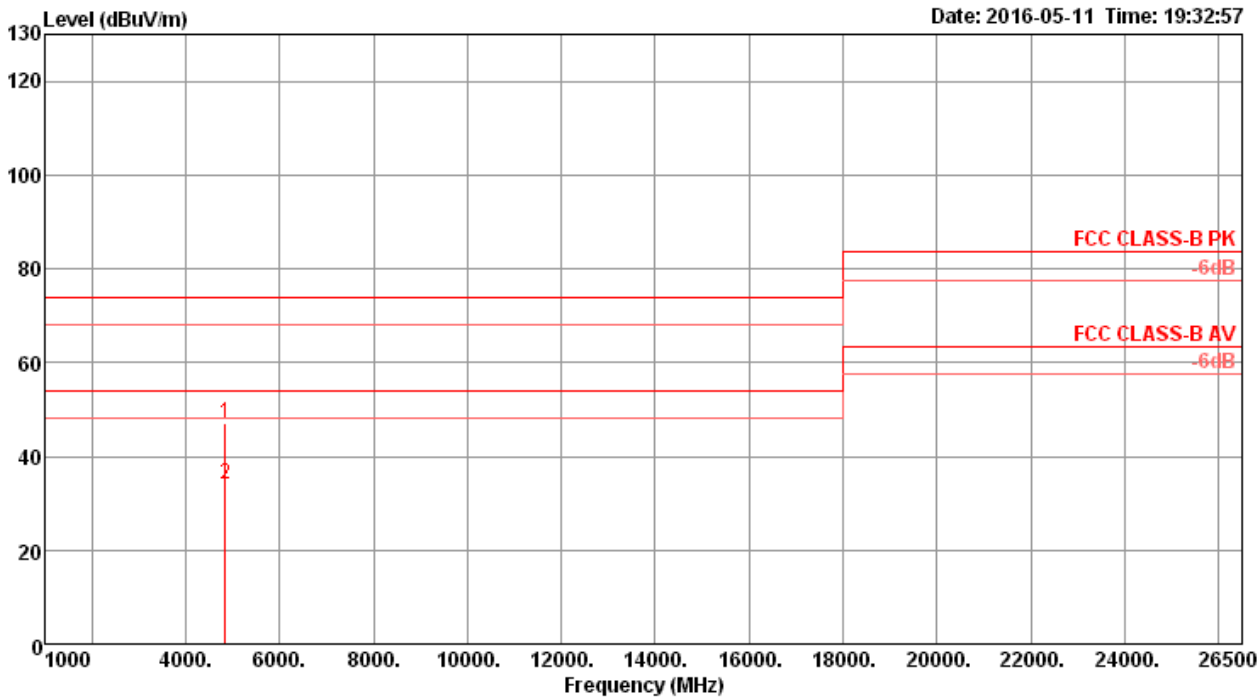

	Freq	Level	Limit Line	Over Limit	Read Level	Cable Loss	Antenna Factor	Preamp Factor	A/Pos	T/Pos	Remark	Pol/Phase
	MHz	dBuV/m	dBuV/m	dB	dBuV	dB	dB/m	dB	cm	deg		
1	4844.75	47.23	74.00	-26.77	40.36	6.78	33.17	33.08	102	296	Peak	VERTICAL
2	4844.86	33.99	54.00	-20.01	27.12	6.78	33.17	33.08	102	296	Average	VERTICAL

Temperature	22°C	Humidity	56%
Test Engineer	Nyle Chang & Peter Wu & Gary Chu & DK Chang & Eddie Weng & Stim Song & Brain Sun	Configurations	IEEE 802. 11ac MCS0/Nss4 VHT40 CH 6 / Chain 1 + Chain 2 + Chain 3 + Chain 4
Test Mode	Mode 4		

Horizontal

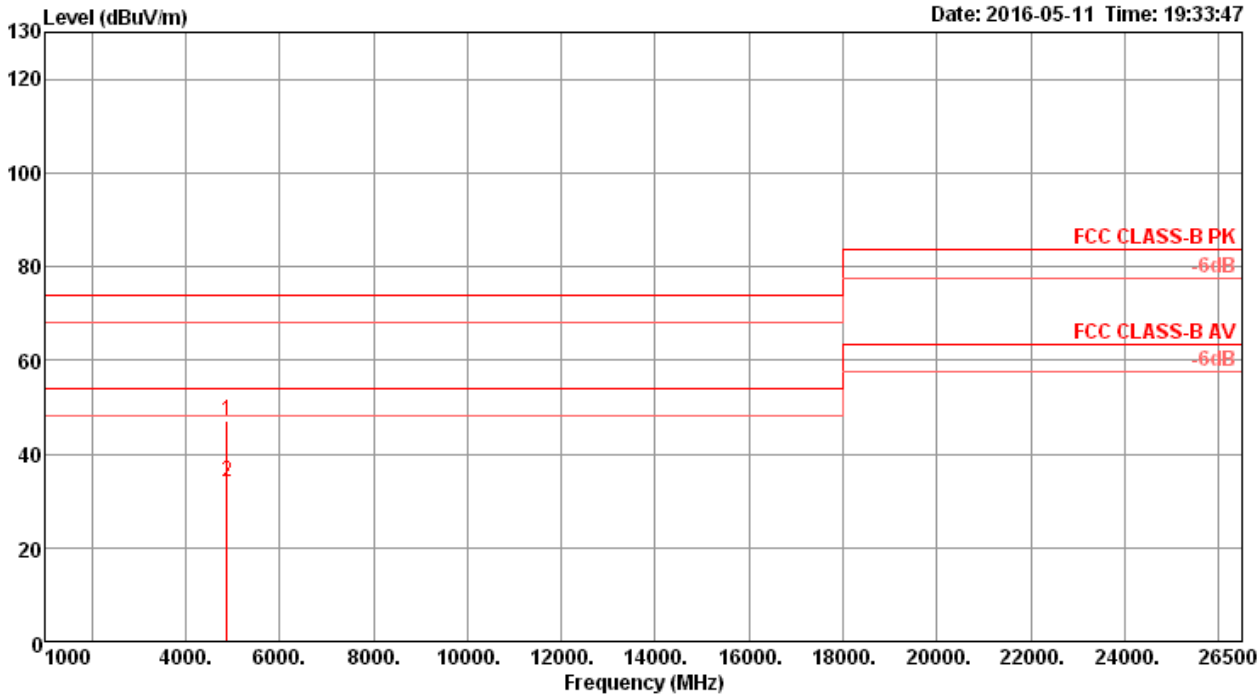

	Freq	Level	Limit Line	Over Limit	Read Level	Cable Loss	Antenna Factor	Preamp Factor	A/Pos	T/Pos	Remark	Pol/Phase
	MHz	dBuV/m	dBuV/m	dB	dBuV	dB	dB/m	dB	cm	deg		
1	4873.42	46.99	74.00	-27.01	40.03	6.81	33.23	33.08	104	289	Peak	HORIZONTAL
2	4873.47	33.99	54.00	-20.01	27.03	6.81	33.23	33.08	104	289	Average	HORIZONTAL

Vertical

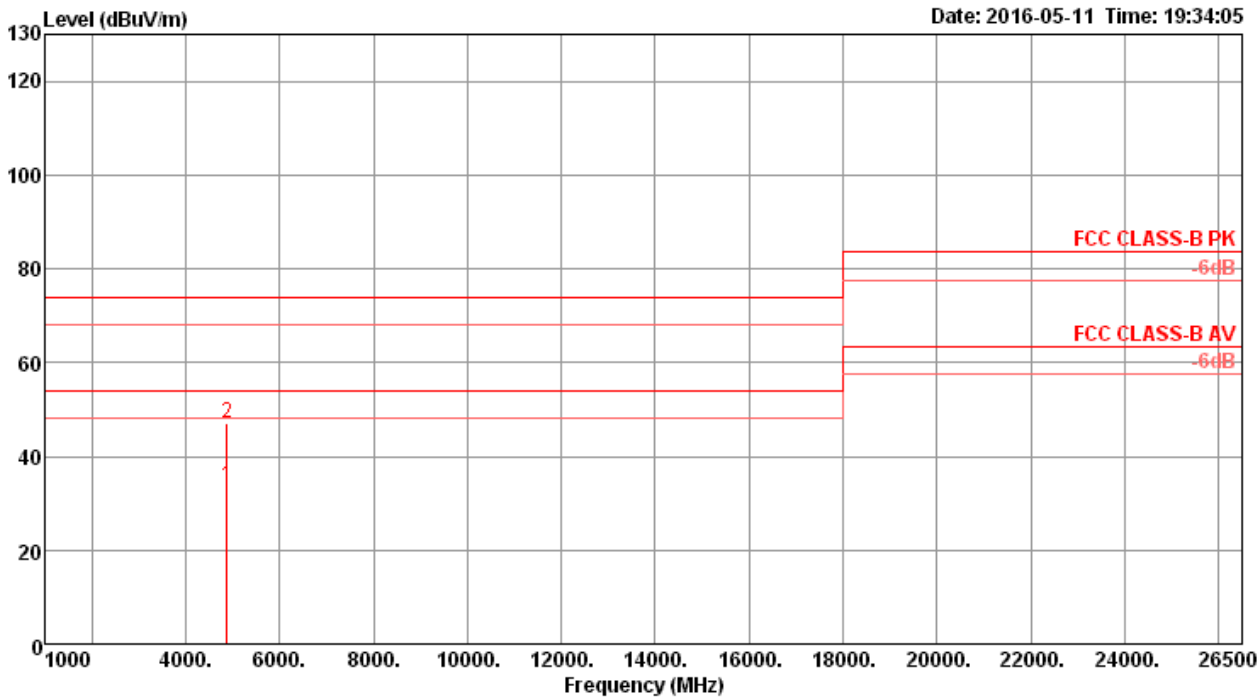

	Freq	Level	Limit Line	Over Limit	Read Level	Cable Loss	Antenna Factor	Preamp Factor	A/Pos	T/Pos	Remark	Pol/Phase
	MHz	dBuV/m	dBuV/m	dB	dBuV	dB	dB/m	dB	cm	deg		
1	4873.07	33.80	54.00	-20.20	26.84	6.81	33.23	33.08	102	277	Average	VERTICAL
2	4873.36	47.24	74.00	-26.76	40.28	6.81	33.23	33.08	102	277	Peak	VERTICAL

Temperature	22°C	Humidity	56%
Test Engineer	Nyle Chang & Peter Wu & Gary Chu & DK Chang & Eddie Weng & Stim Song & Brain Sun	Configurations	IEEE 802. 11ac MCS0/Nss4 VHT40 CH 9 / Chain 1 + Chain 2 + Chain 3 + Chain 4
Test Mode	Mode 4		

Horizontal

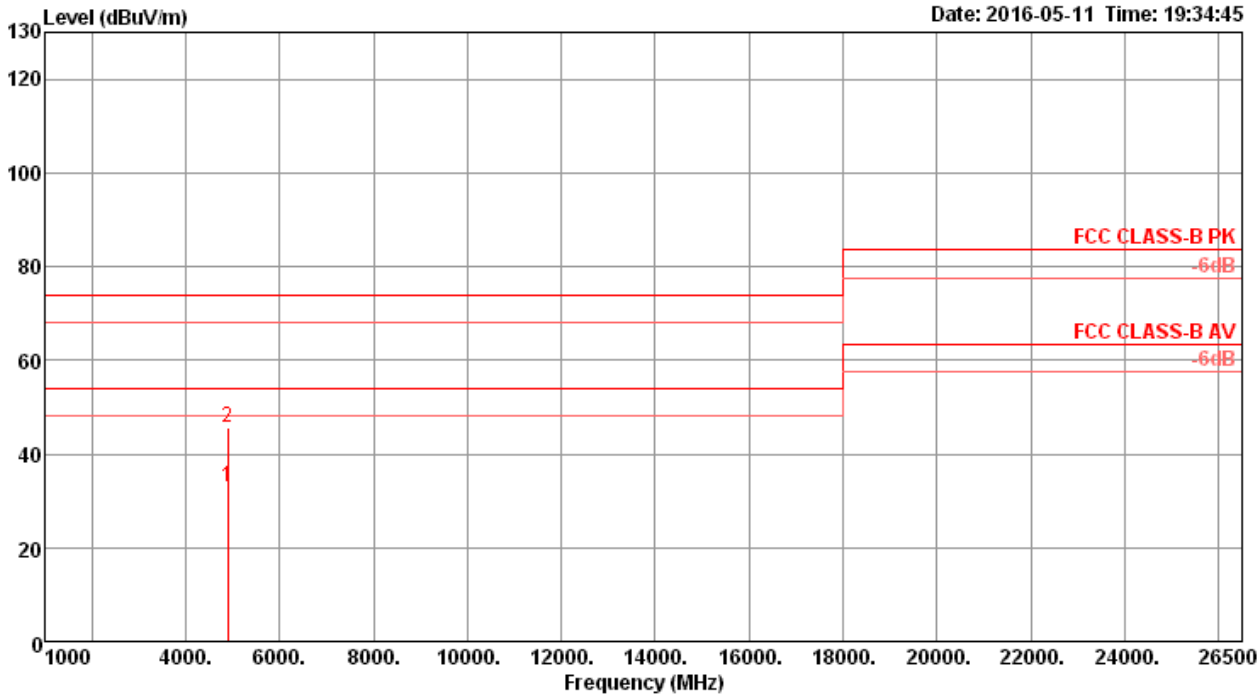

	Freq	Level	Limit Line	Over Limit	Read Level	Cable Loss	Antenna Factor	Preamp Factor	A/Pos	T/Pos	Remark	Pol/Phase
	MHz	dBuV/m	dBuV/m	dB	dBuV	dB	dB/m	dB	cm	deg		
1	4903.24	32.98	54.00	-21.02	25.93	6.83	33.29	33.07	104	267	Average	HORIZONTAL
2	4904.82	45.75	74.00	-28.25	38.70	6.83	33.29	33.07	104	267	Peak	HORIZONTAL

Vertical

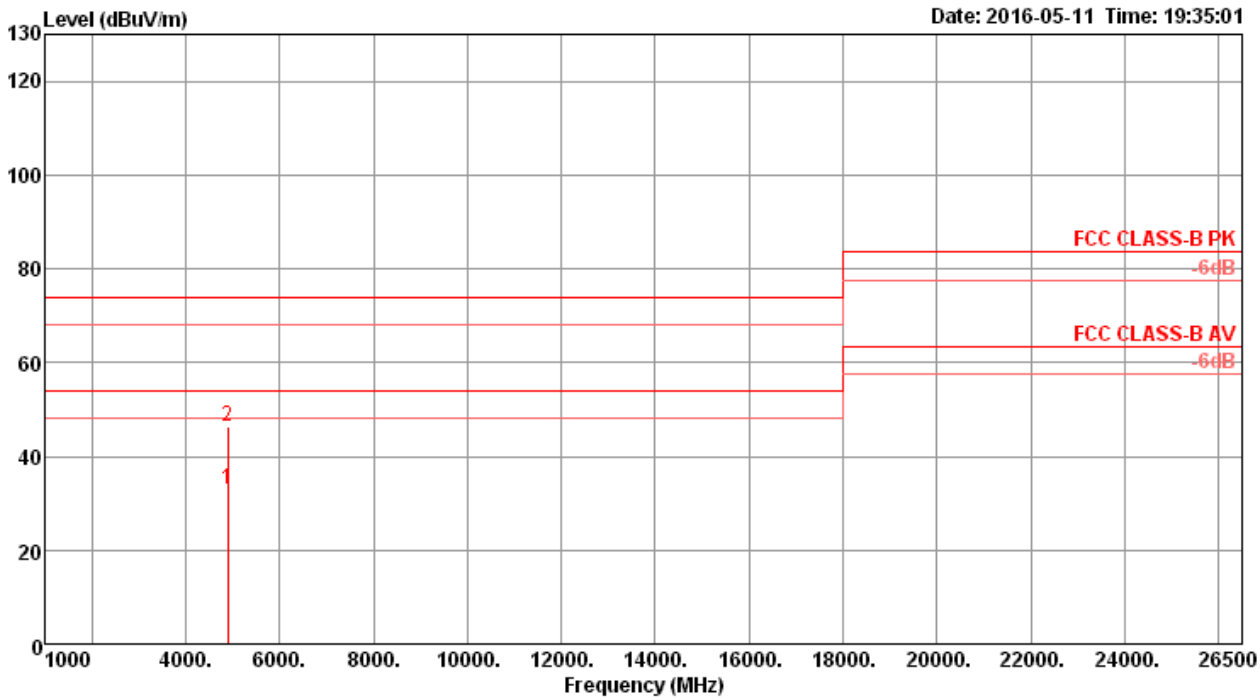

	Freq	Level	Limit Line	Over Limit	Read Level	Cable Loss	Antenna Factor	Preamp Factor	A/Pos	T/Pos	Remark	Pol/Phase
	MHz	dBuV/m	dBuV/m	dB	dBuV	dB	dB/m	dB	cm	deg		
1	4903.35	32.96	54.00	-21.04	25.91	6.83	33.29	33.07	103	253	Average	VERTICAL
2	4904.77	46.24	74.00	-27.76	39.19	6.83	33.29	33.07	103	253	Peak	VERTICAL

Note:

The amplitude of spurious emissions that are attenuated by more than 20dB below the permissible value has no need to be reported.

Emission level (dBuV/m) = 20 log Emission level (uV/m).

Corrected Reading: Antenna Factor + Cable Loss + Read Level - Preamp Factor = Level.

<For Radio 1 Beamforming Mode>

Temperature	22°C	Humidity	56%
Test Engineer	Nyle Chang & Peter Wu & Gary Chu & DK Chang & Eddie Weng & Stim Song & Brain Sun	Configurations	IEEE 802.11ac MCS0/Nss1 VHT20 CH 1 / Chain 1 + Chain 2 + Chain 3 + Chain 4
Test Mode	Mode 1		

Horizonta

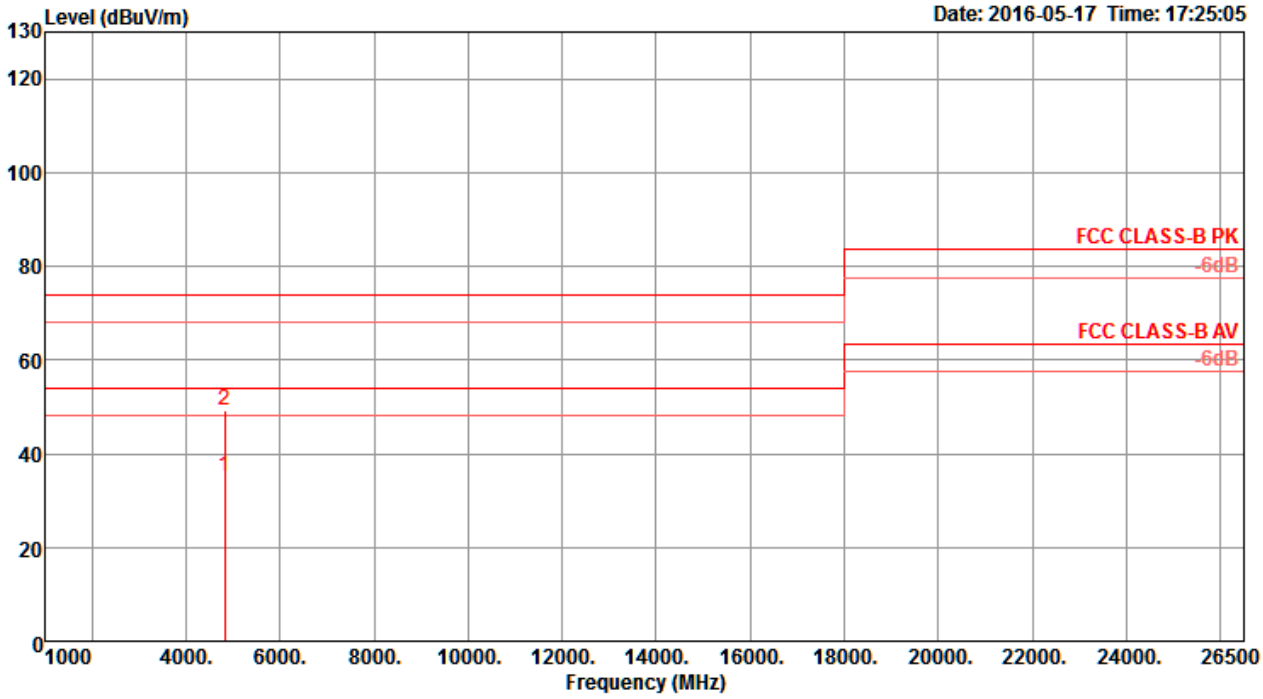

	Freq	Level	Limit Line	Over Limit	Read Level	Cable Loss	Antenna Factor	Preamp Factor	T/Pos	A/Pos	Remark	Pol/Phase
	MHz	dBuV/m	dBuV/m	dB	dBuV	dB	dB/m	dB	deg	cm		
1	4823.90	35.23	54.00	-18.77	29.35	7.58	32.82	34.52	168	270	Average	HORIZONTAL
2	4826.18	49.23	74.00	-24.77	43.33	7.58	32.84	34.52	168	270	Peak	HORIZONTAL

Vertical

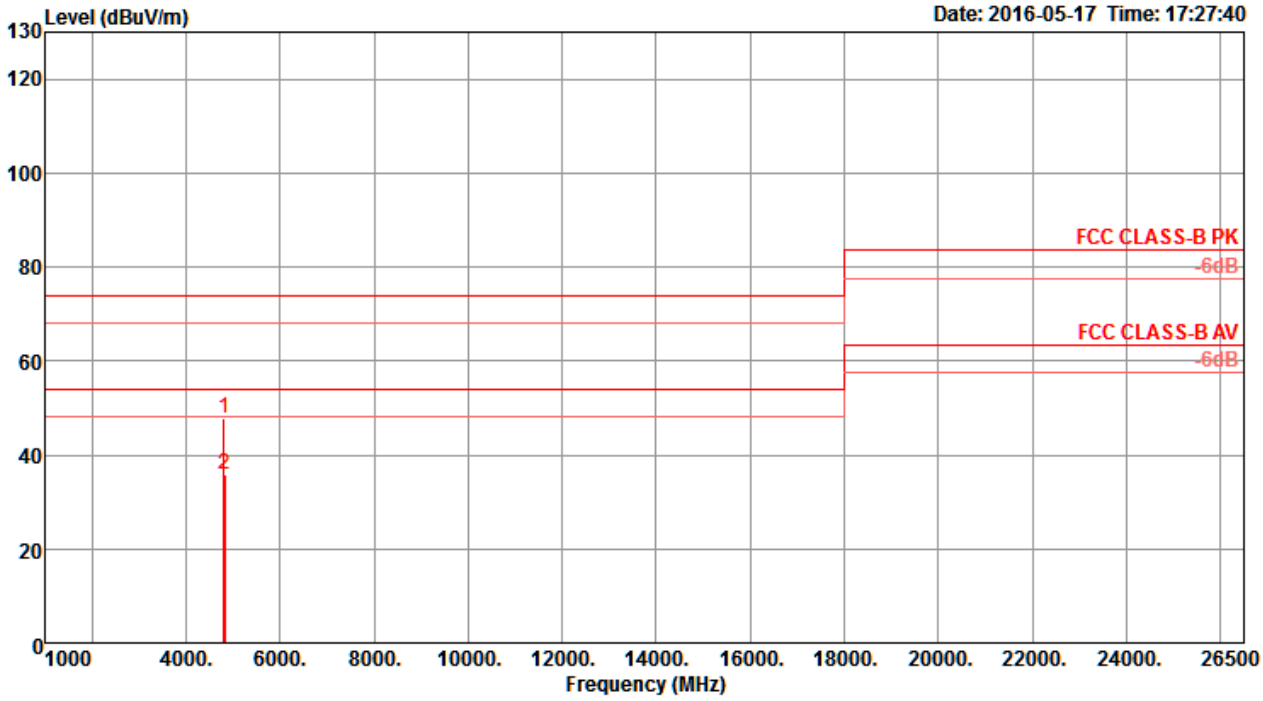

	Freq	Level	Limit Line	Over Limit	Read Level	Cable Loss	Antenna Factor	Preamp Factor	T/Pos	A/Pos	Remark	Pol/Phase
	MHz	dBuV/m	dBuV/m	dB	dBuV	dB	dB/m	dB	deg	cm		
1	4814.87	47.81	74.00	-26.19	41.93	7.58	32.82	34.52	274	264	Peak	VERTICAL
2	4824.26	35.88	54.00	-18.12	30.00	7.58	32.82	34.52	274	264	Average	VERTICAL

Temperature	22°C	Humidity	56%
Test Engineer	Nyle Chang & Peter Wu & Gary Chu & DK Chang & Eddie Weng & Stim Song & Brain Sun	Configurations	IEEE 802.11ac MCS0/Nss1 VHT20 CH 6 / Chain 1 + Chain 2 + Chain 3 + Chain 4
Test Mode	Mode 1		

Horizontal

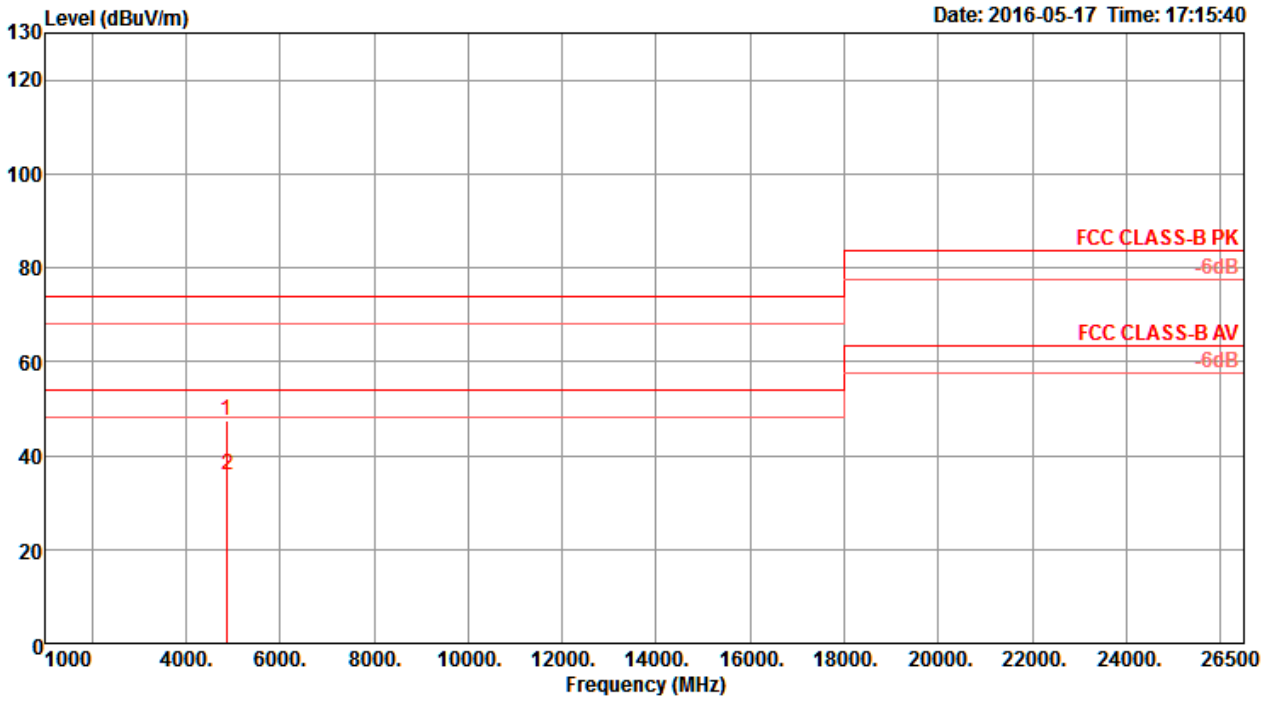

	Freq	Level	Limit Line	Over Limit	Read Level	Cable Loss	Antenna Factor	Preamp Factor	T/Pos	A/Pos	Remark	Pol/Phase
	MHz	dBuV/m	dBuV/m	dB	dBuV	dB	dB/m	dB	deg	cm		
1	4869.96	47.58	74.00	-26.42	41.58	7.60	32.91	34.51	162	244	Peak	HORIZONTAL
2	4874.00	35.85	54.00	-18.15	29.85	7.60	32.91	34.51	162	244	Average	HORIZONTAL

Vertical

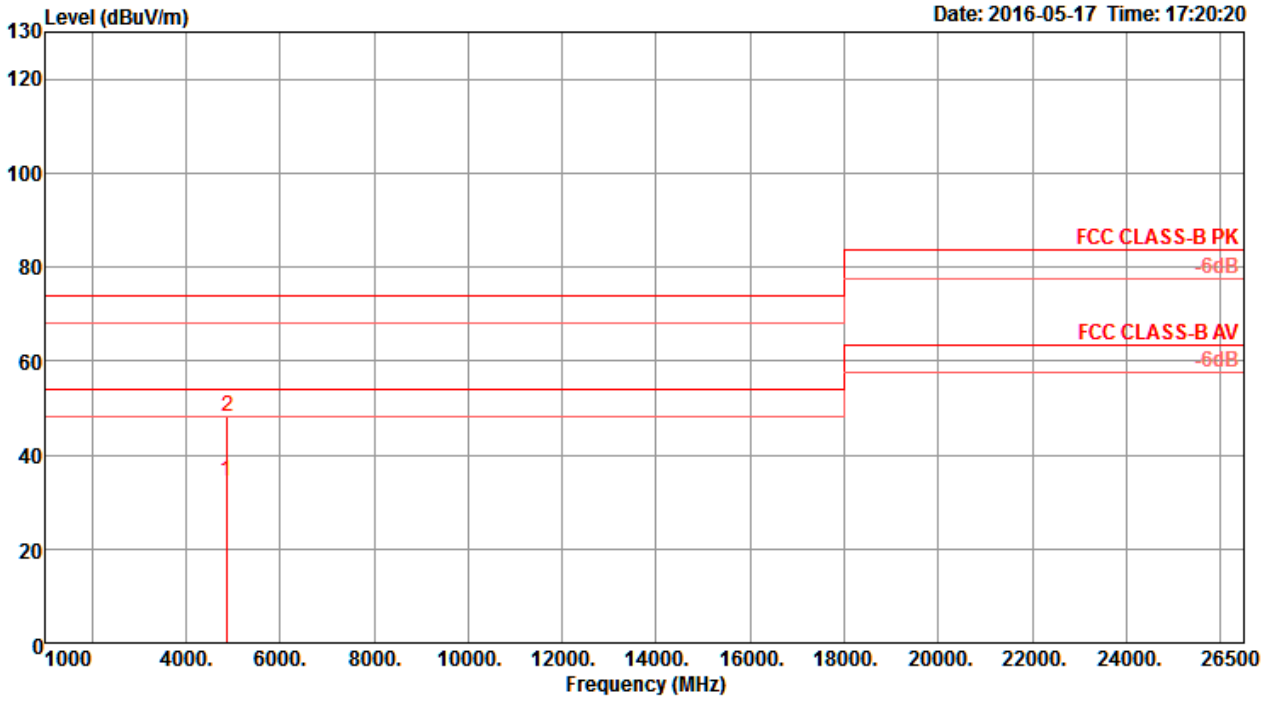

	Freq	Level	Limit Line	Over Limit	Read Level	Cable Loss	Antenna Factor	Preamp Factor	T/Pos	A/Pos	Remark	Pol/Phase
	MHz	dBuV/m	dBuV/m	dB	dBuV	dB	dB/m	dB	deg	cm		
1	4868.33	34.26	54.00	-19.74	28.26	7.60	32.91	34.51	146	225	Average	VERTICAL
2	4879.83	47.99	74.00	-26.01	41.98	7.60	32.91	34.50	146	225	Peak	VERTICAL

Temperature	22°C	Humidity	56%
Test Engineer	Nyle Chang & Peter Wu & Gary Chu & DK Chang & Eddie Weng & Stim Song & Brain Sun	Configurations	IEEE 802.11ac MCS0/Nss1 VHT20 CH 11 / Chain 1 + Chain 2 + Chain 3 + Chain 4
Test Mode	Mode 1		

Horizontal

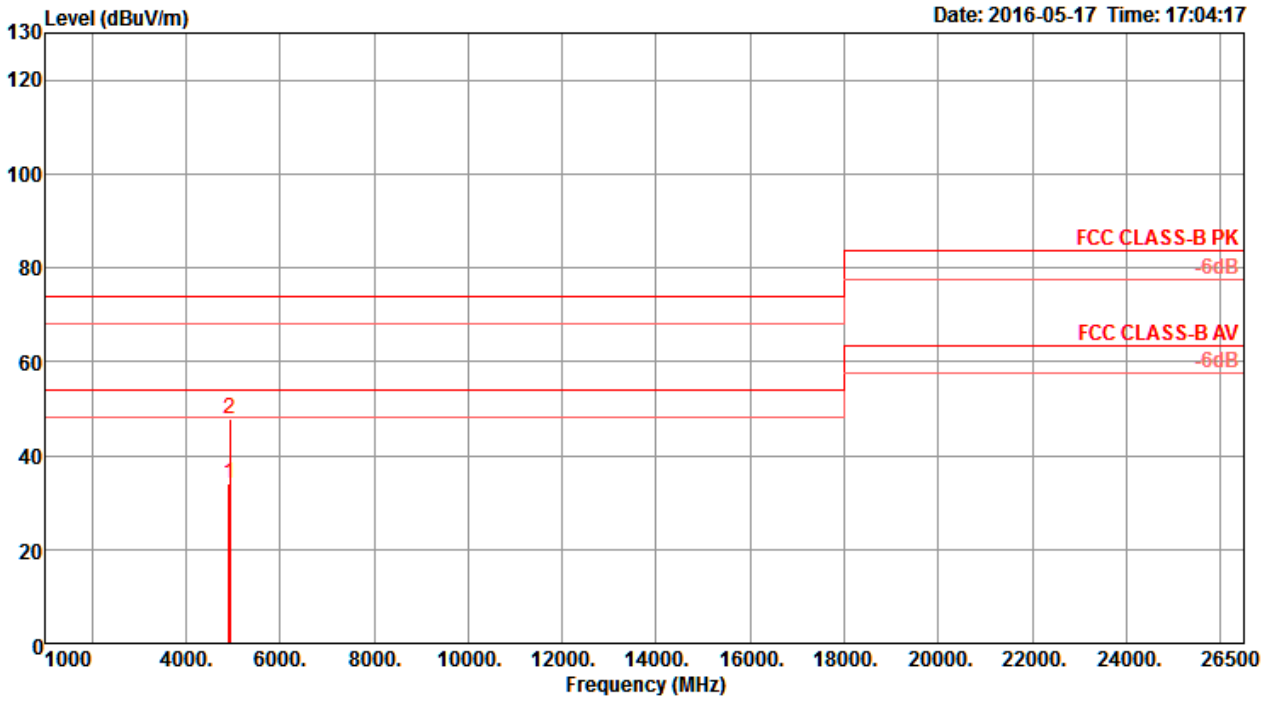

	Freq	Level	Limit Line	Over Limit	Read Level	Cable Loss	Antenna Factor	Preamp Factor	T/Pos	A/Pos	Remark	Pol/Phase
	MHz	dBuV/m	dBuV/m	dB	dBuV	dB	dB/m	dB	deg	cm		
1	4921.24	34.22	54.00	-19.78	28.13	7.61	32.97	34.49	167	103	Average	HORIZONTAL
2	4929.51	47.91	74.00	-26.09	41.79	7.62	32.99	34.49	167	103	Peak	HORIZONTAL

Vertical

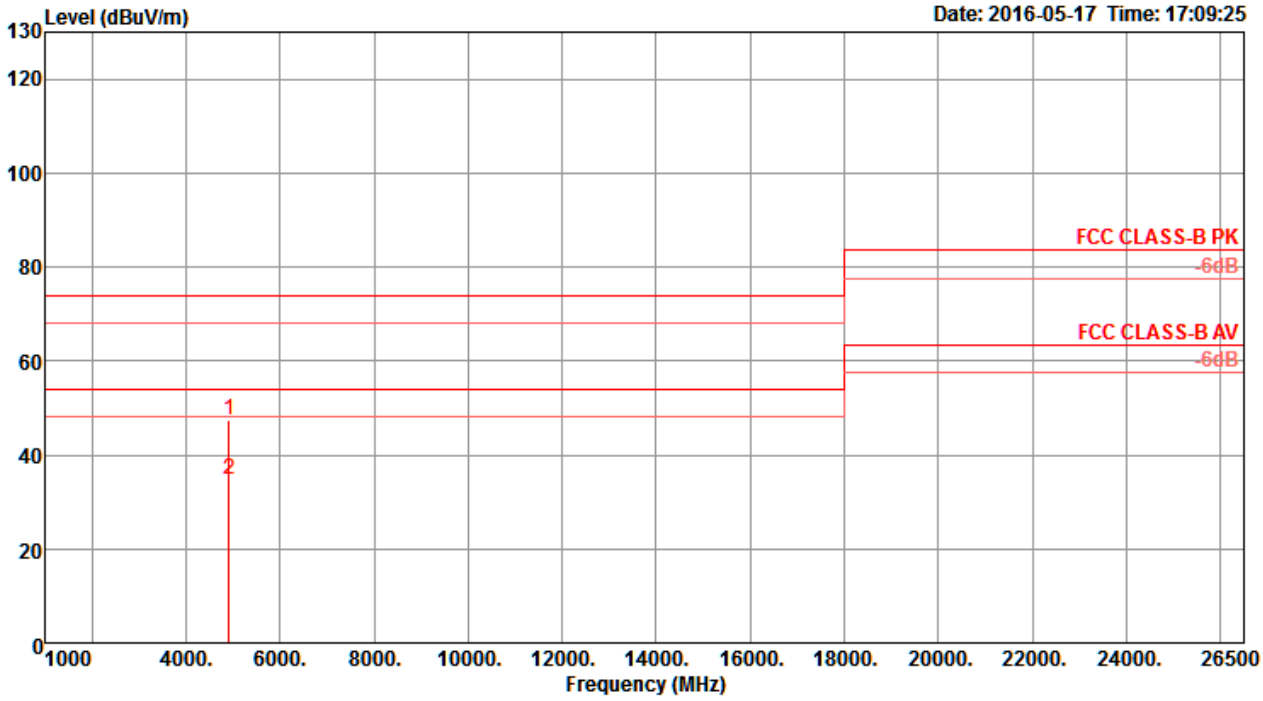

	Freq	Level	Limit Line	Over Limit	Read Level	Cable Loss	Antenna Factor	Preamp Factor	T/Pos	A/Pos	Remark	Pol/Phase
	MHz	dBuV/m	dBuV/m	dB	dBuV	dB	dB/m	dB	deg	cm		
1	4923.17	47.27	74.00	-26.73	41.18	7.61	32.97	34.49	194	222	Peak	VERTICAL
2	4924.06	34.83	54.00	-19.17	28.71	7.62	32.99	34.49	194	222	Average	VERTICAL

Temperature	22°C	Humidity	56%
Test Engineer	Nyle Chang & Peter Wu & Gary Chu & DK Chang & Eddie Weng & Stim Song & Brain Sun	Configurations	IEEE 802.11ac MCS0/Nss1 VHT40 CH 3 / Chain 1 + Chain 2 + Chain 3 + Chain 4
Test Mode	Mode 1		

Horizontal

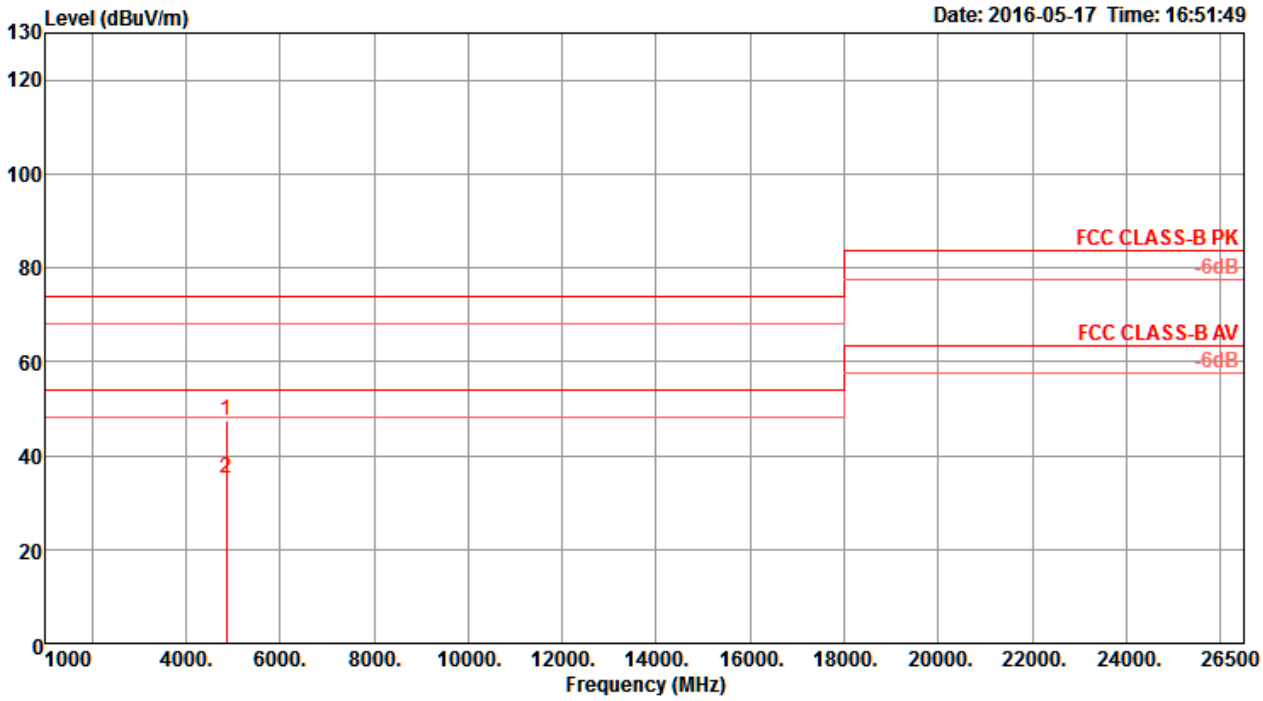

	Freq	Level	Limit Line	Over Limit	Read Level	Cable Loss	Antenna Factor	Preamp Factor	T/Pos	A/Pos	Remark	Pol/Phase
	MHz	dBuV/m	dBuV/m	dB	dBuV	dB	dB/m	dB	deg	cm		
1	4855.35	47.30	74.00	-26.70	41.34	7.59	32.88	34.51	196	216	Peak	HORIZONTAL
2	4857.78	35.09	54.00	-18.91	29.13	7.59	32.88	34.51	196	216	Average	HORIZONTAL

Vertical

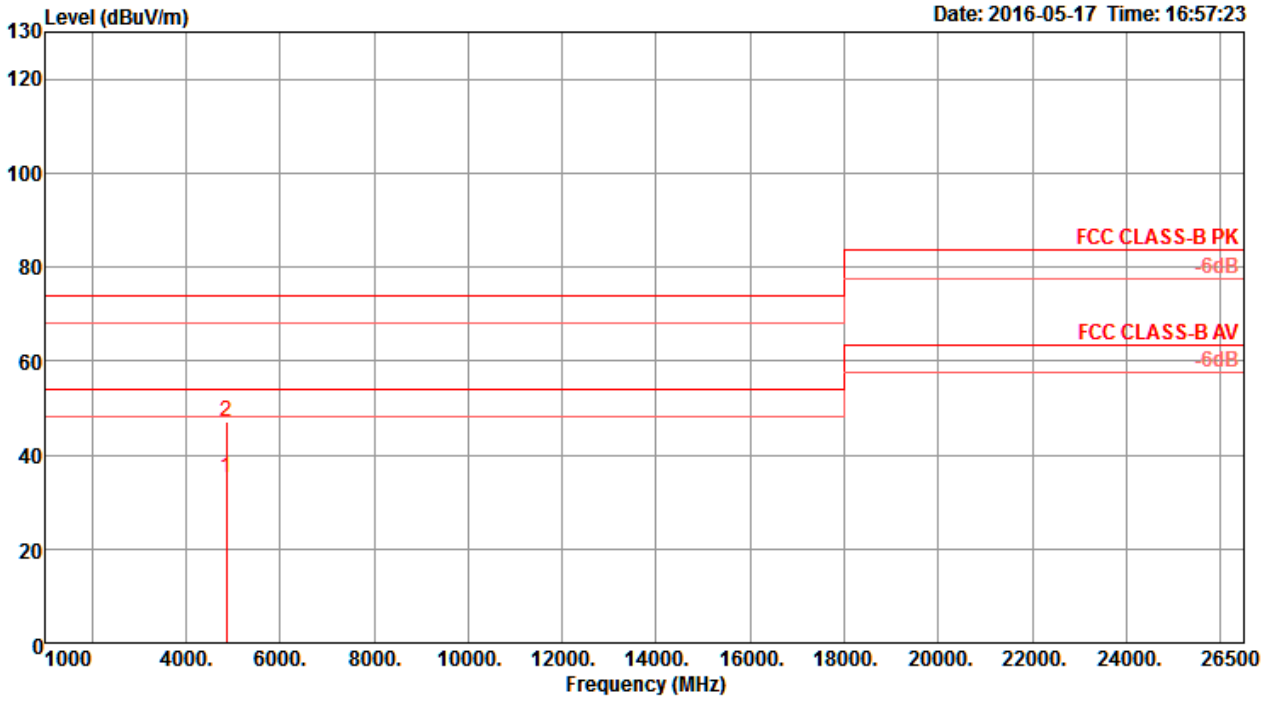

	Freq	Level	Limit Line	Over Limit	Read Level	Cable Loss	Antenna Factor	Preamp Factor	T/Pos	A/Pos	Remark	Pol/Phase
	MHz	dBuV/m	dBuV/m	dB	dBuV	dB	dB/m	dB	deg	cm		
1	4860.09	35.03	54.00	-18.97	29.07	7.59	32.88	34.51	258	213	Average	VERTICAL
2	4863.55	47.02	74.00	-26.98	41.06	7.59	32.88	34.51	258	213	Peak	VERTICAL

Temperature	22°C	Humidity	56%
Test Engineer	Nyle Chang & Peter Wu & Gary Chu & DK Chang & Eddie Weng & Stim Song & Brain Sun	Configurations	IEEE 802.11ac MCS0/Nss1 VHT40 CH 6 / Chain 1 + Chain 2 + Chain 3 + Chain 4
Test Mode	Mode 1		

Horizontal

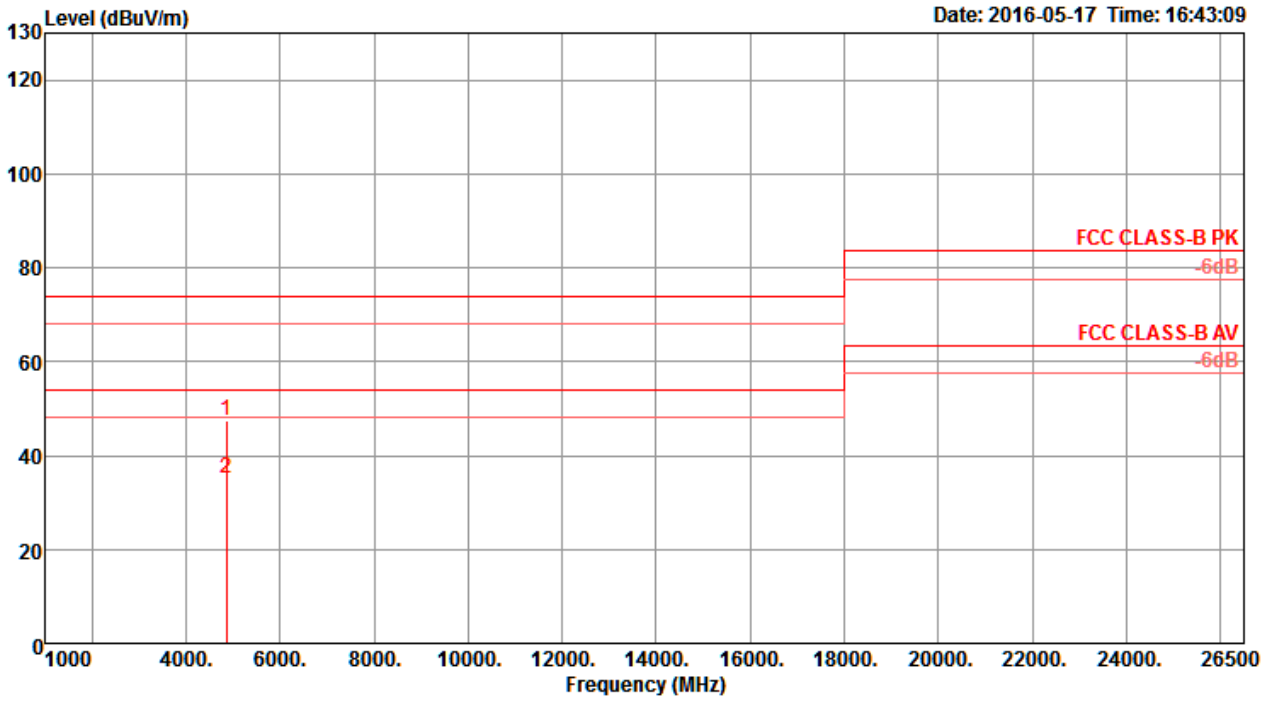

	Freq	Level	Limit Line	Over Limit	Read Level	Cable Loss	Antenna Factor	Preamp Factor	T/Pos	A/Pos	Remark	Pol/Phase
	MHz	dBuV/m	dBuV/m	dB	dBuV	dB	dB/m	dB	deg	cm		
1	4857.40	47.58	74.00	-26.42	41.62	7.59	32.88	34.51	114	215	Peak	HORIZONTAL
2	4860.54	35.16	54.00	-18.84	29.20	7.59	32.88	34.51	114	215	Average	HORIZONTAL

Vertical

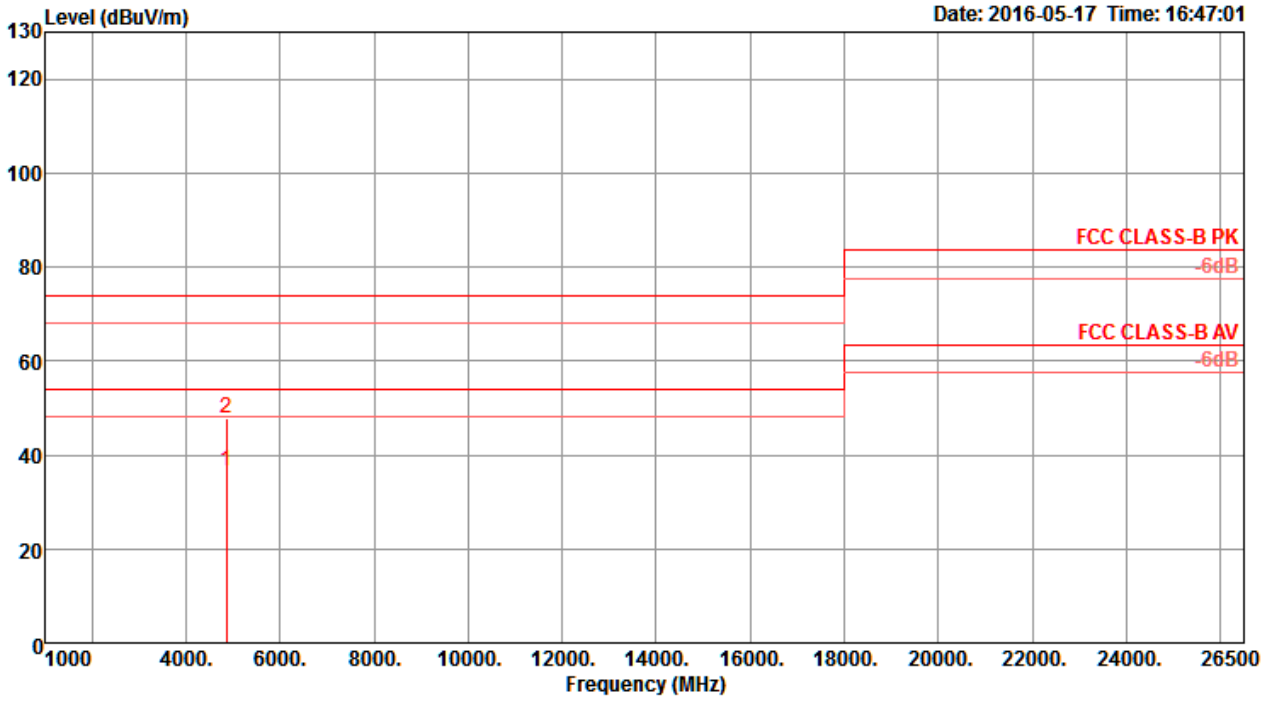

	Freq	Level	Limit Line	Over Limit	Read Level	Cable Loss	Antenna Factor	Preamp Factor	T/Pos	A/Pos	Remark	Pol/Phase
	MHz	dBuV/m	dBuV/m	dB	dBuV	dB	dB/m	dB	deg	cm		
1	4854.06	36.64	54.00	-17.36	30.68	7.59	32.88	34.51	209	275	Average	VERTICAL
2	4864.19	47.73	74.00	-26.27	41.77	7.59	32.88	34.51	209	275	Peak	VERTICAL

Temperature	22°C	Humidity	56%
Test Engineer	Nyle Chang & Peter Wu & Gary Chu & DK Chang & Eddie Weng & Stim Song & Brain Sun	Configurations	IEEE 802.11ac MCS0/Nss1 VHT40 CH 9 / Chain 1 + Chain 2 + Chain 3 + Chain 4
Test Mode	Mode 1		

Horizontal

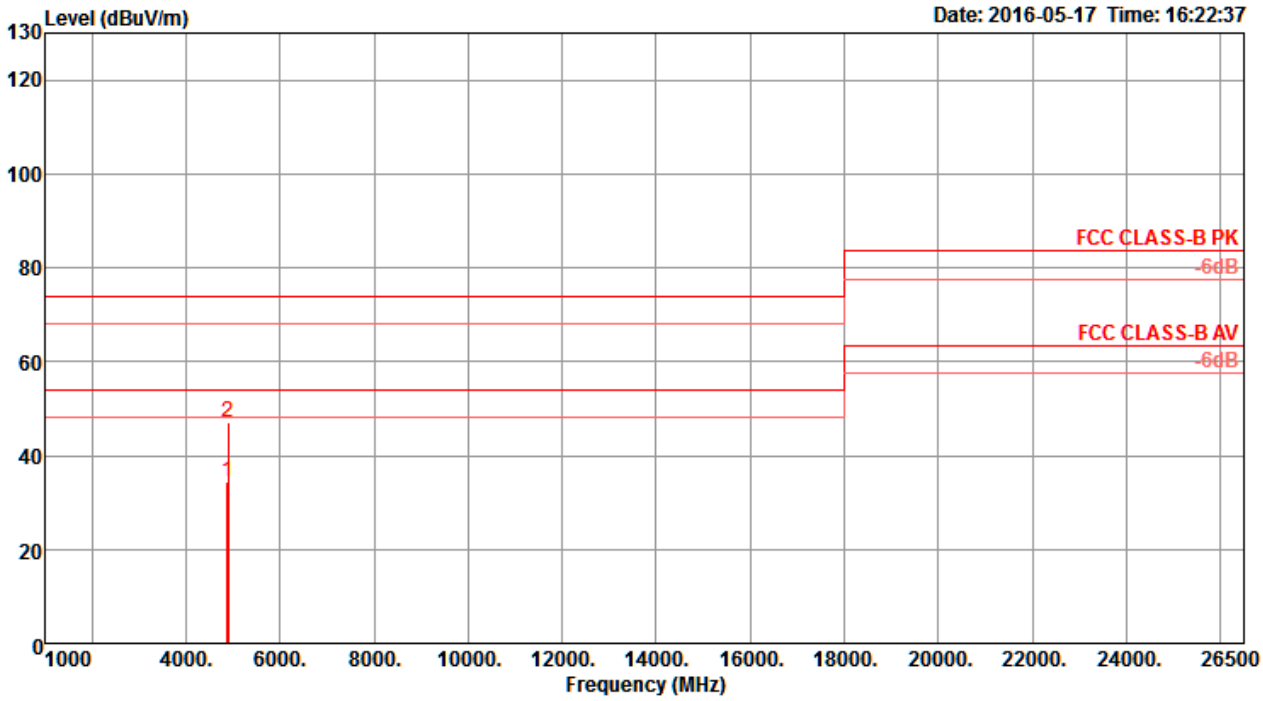

	Freq	Level	Limit Line	Over Limit	Read Level	Cable Loss	Antenna Factor	Preamp Factor	T/Pos	A/Pos	Remark	Pol/Phase
	MHz	dBuV/m	dBuV/m	dB	dBuV	dB	dB/m	dB	deg	cm		
1	4887.78	34.39	54.00	-19.61	28.36	7.60	32.93	34.50	288	174	Average	HORIZONTAL
2	4895.92	47.19	74.00	-26.81	41.13	7.61	32.95	34.50	288	174	Peak	HORIZONTAL

Vertical

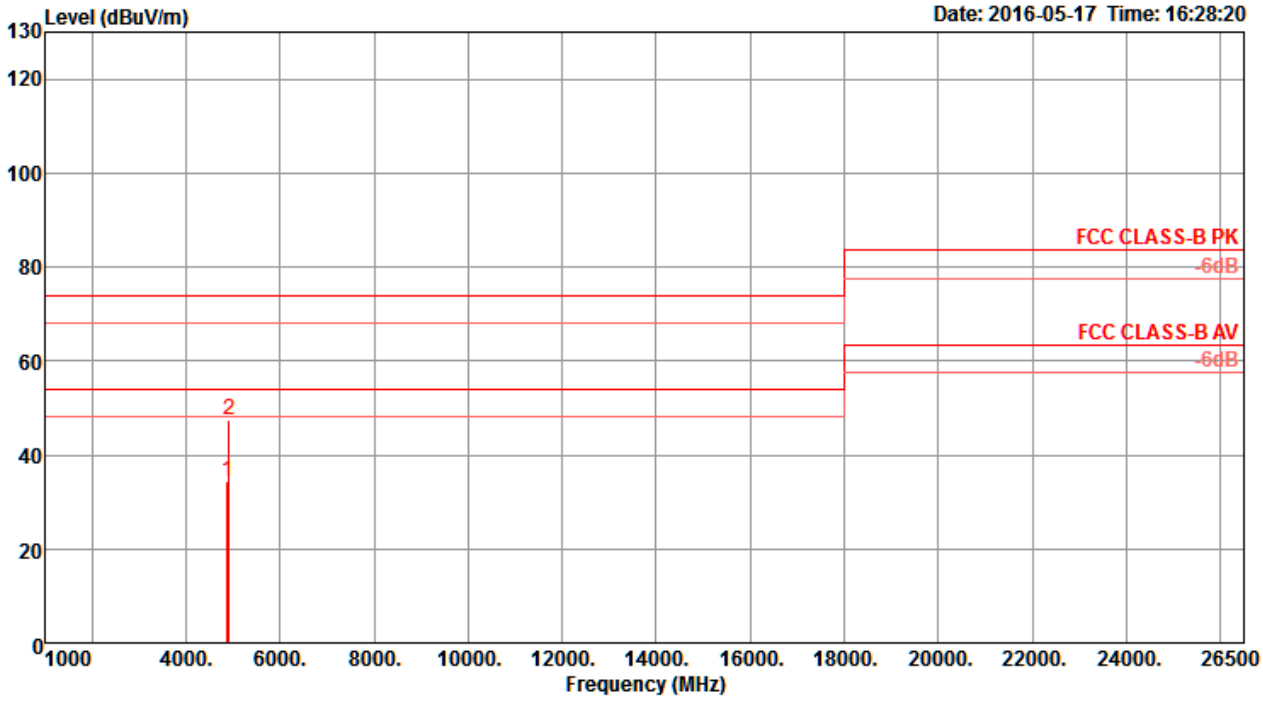

	Freq	Level	Limit Line	Over Limit	Read Level	Cable Loss	Antenna Factor	Preamp Factor	T/Pos	A/Pos	Remark	Pol/Phase
	MHz	dBuV/m	dBuV/m	dB	dBuV	dB	dB/m	dB	deg	cm		
1	4884.00	34.24	54.00	-19.76	28.21	7.60	32.93	34.50	268	200	Average	VERTICAL
2	4919.90	47.55	74.00	-26.45	41.46	7.61	32.97	34.49	268	200	Peak	VERTICAL

Temperature	22°C	Humidity	56%
Test Engineer	Nyle Chang & Peter Wu & Gary Chu & DK Chang & Eddie Weng & Stim Song & Brain Sun	Configurations	IEEE 802. 11ac MCS0/Nss2 VHT20 CH 1 / Chain 1 + Chain 2 + Chain 3 + Chain 4
Test Mode	Mode 1		

Horizontal

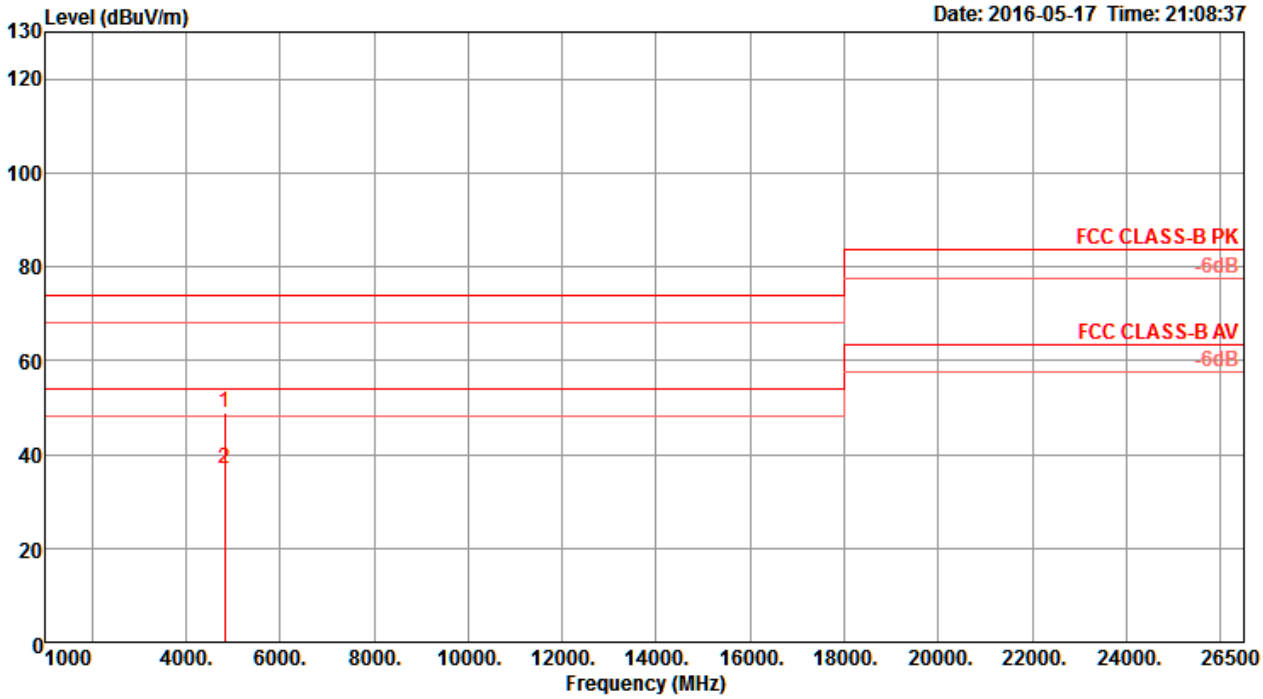

	Freq	Level	Limit Line	Over Limit	Read Level	Cable Loss	Antenna Factor	Preamp Factor	A/Pos	T/Pos	Remark	Pol/Phase
	MHz	dBuV/m	dBuV/m	dB	dBuV	dB	dB/m	dB	cm	deg		
1	4820.31	48.81	74.00	-25.19	42.93	7.58	32.82	34.52	118	114	Peak	HORIZONTAL
2	4823.60	37.11	54.00	-16.89	31.23	7.58	32.82	34.52	118	114	Average	HORIZONTAL

Vertical

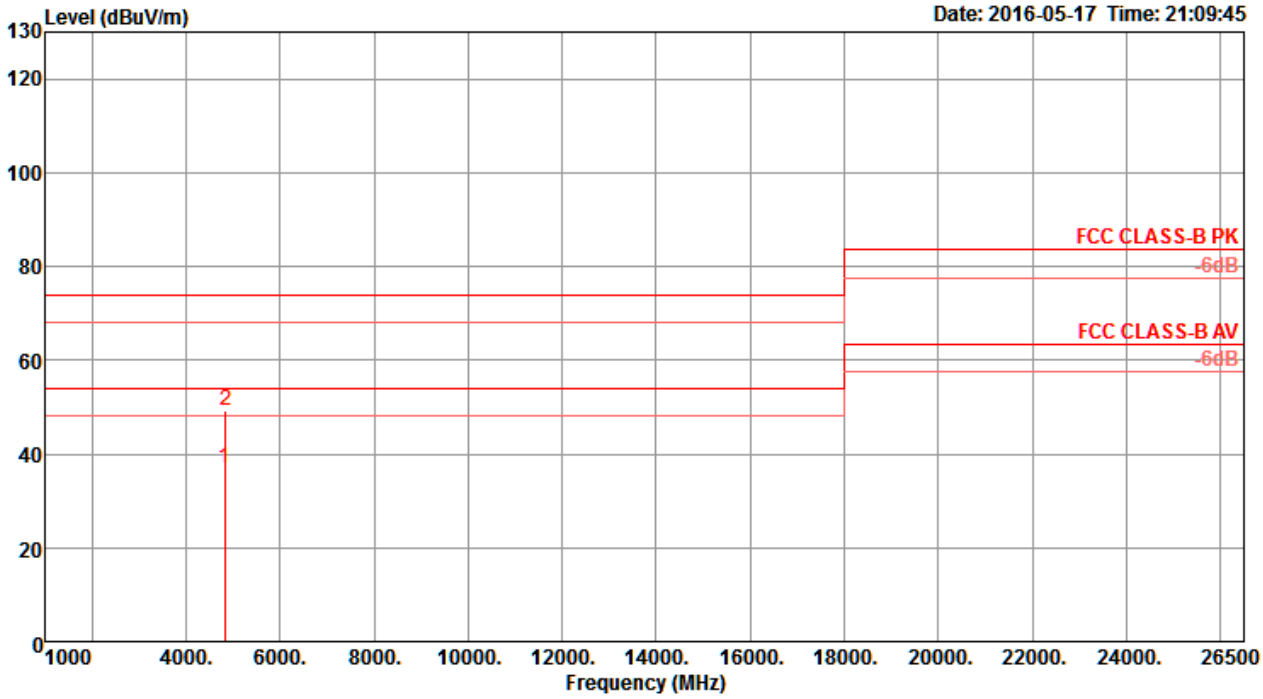

	Freq	Level	Limit Line	Over Limit	Read Level	Cable Loss	Antenna Factor	Preamp Factor	A/Pos	T/Pos	Remark	Pol/Phase
	MHz	dBuV/m	dBuV/m	dB	dBuV	dB	dB/m	dB	cm	deg		
1	4832.25	37.05	54.00	-16.95	31.15	7.58	32.84	34.52	124	341	Average	VERTICAL
2	4838.90	49.16	74.00	-24.84	43.26	7.58	32.84	34.52	124	341	Peak	VERTICAL

Temperature	22°C	Humidity	56%
Test Engineer	Nyle Chang & Peter Wu & Gary Chu & DK Chang & Eddie Weng & Stim Song & Brain Sun	Configurations	IEEE 802. 11ac MCS0/Nss2 VHT20 CH 6 / Chain 1 + Chain 2 + Chain 3 + Chain 4
Test Mode	Mode 1		

Horizontal

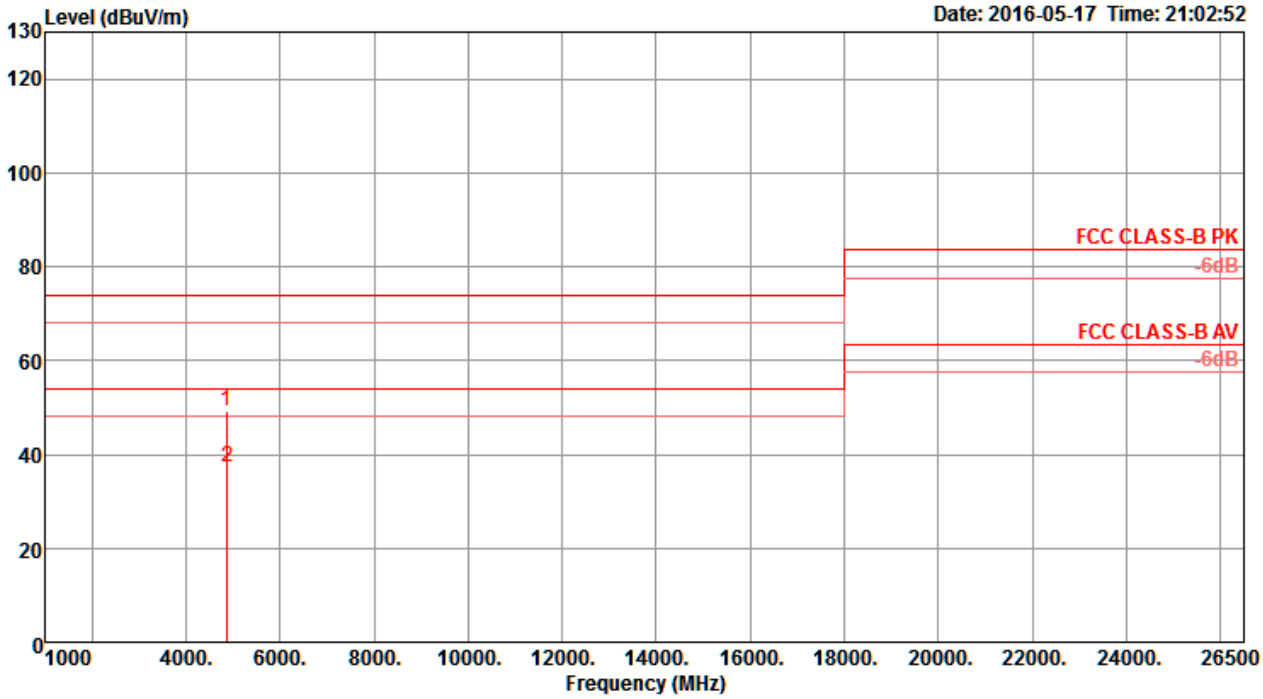

	Freq	Level	Limit Line	Over Limit	Read Level	Cable Loss	Antenna Factor	Preamp Factor	A/Pos	T/Pos	Remark	Pol/Phase
	MHz	dBuV/m	dBuV/m	dB	dBuV	dB	dB/m	dB	cm	deg		
1	4859.98	49.13	74.00	-24.87	43.17	7.59	32.88	34.51	147	102	Peak	HORIZONTAL
2	4874.00	37.43	54.00	-16.57	31.43	7.60	32.91	34.51	147	102	Average	HORIZONTAL

Vertical

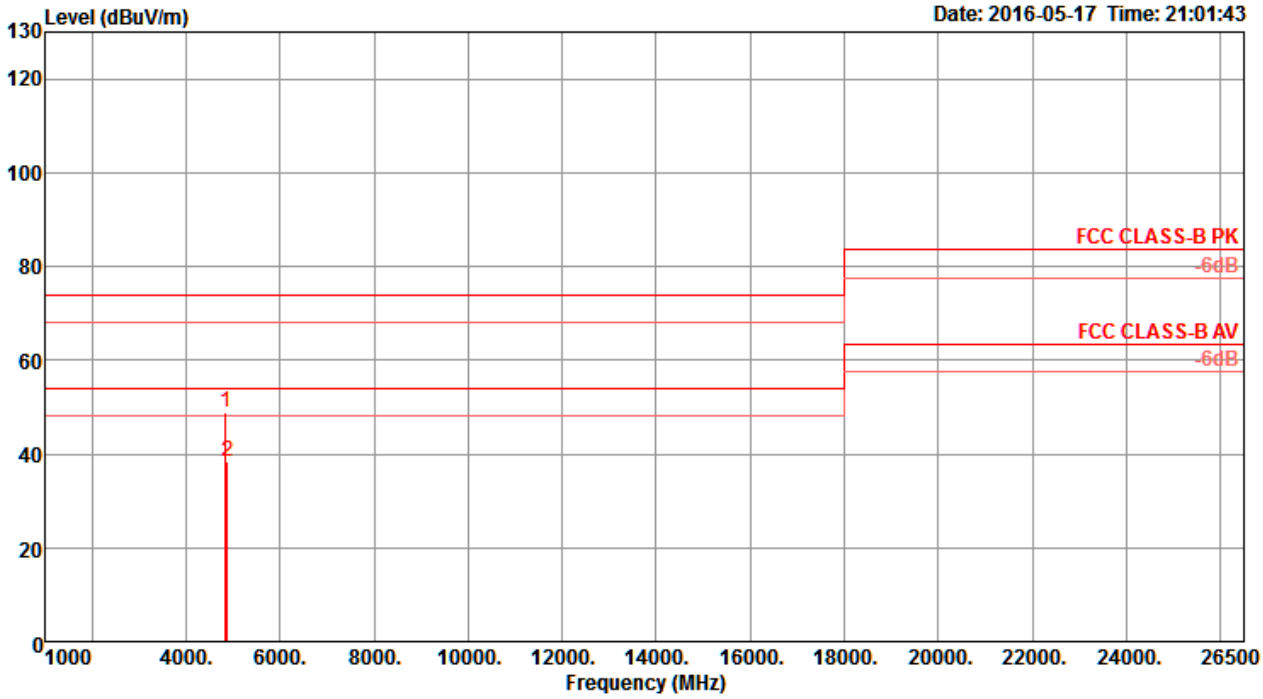

	Freq	Level	Limit Line	Over Limit	Read Level	Cable Loss	Antenna Factor	Preamp Factor	A/Pos	T/Pos	Remark	Pol/Phase
	MHz	dBuV/m	dBuV/m	dB	dBuV	dB	dB/m	dB	cm	deg		
1	4852.13	48.91	74.00	-25.09	42.97	7.59	32.86	34.51	144	338	Peak	VERTICAL
2	4873.92	38.49	54.00	-15.51	32.49	7.60	32.91	34.51	144	338	Average	VERTICAL

Temperature	22°C	Humidity	56%
Test Engineer	Nyle Chang & Peter Wu & Gary Chu & DK Chang & Eddie Weng & Stim Song & Brain Sun	Configurations	IEEE 802. 11ac MCS0/Nss2 VHT20 CH 11 / Chain 1 + Chain 2 + Chain 3 + Chain 4
Test Mode	Mode 1		

Horizontal

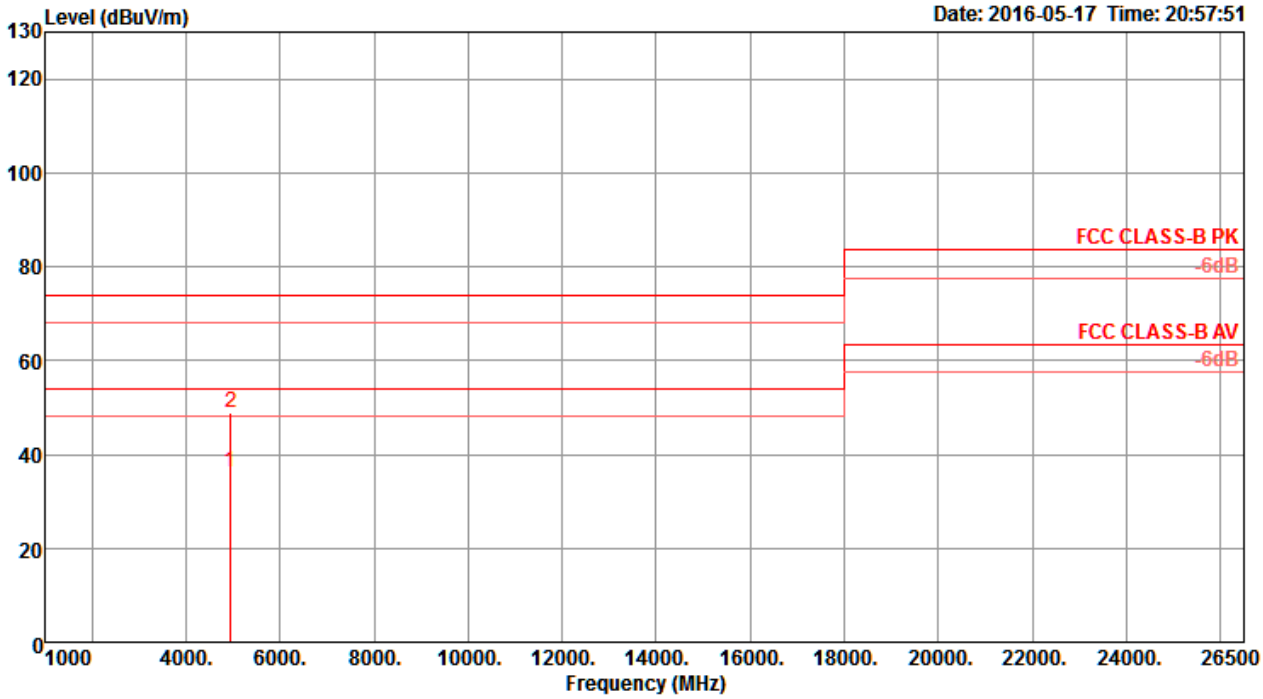

	Freq	Level	Limit Line	Over Limit	Read Level	Cable Loss	Antenna Factor	Preamp Factor	A/Pos	T/Pos	Remark	Pol/Phase
	MHz	dBuV/m	dBuV/m	dB	dBuV	dB	dB/m	dB	cm	deg		
1	4935.30	36.28	54.00	-17.72	30.16	7.62	32.99	34.49	146	305	Average	HORIZONTAL
2	4948.68	48.71	74.00	-25.29	42.56	7.62	33.01	34.48	146	305	Peak	HORIZONTAL

Vertical

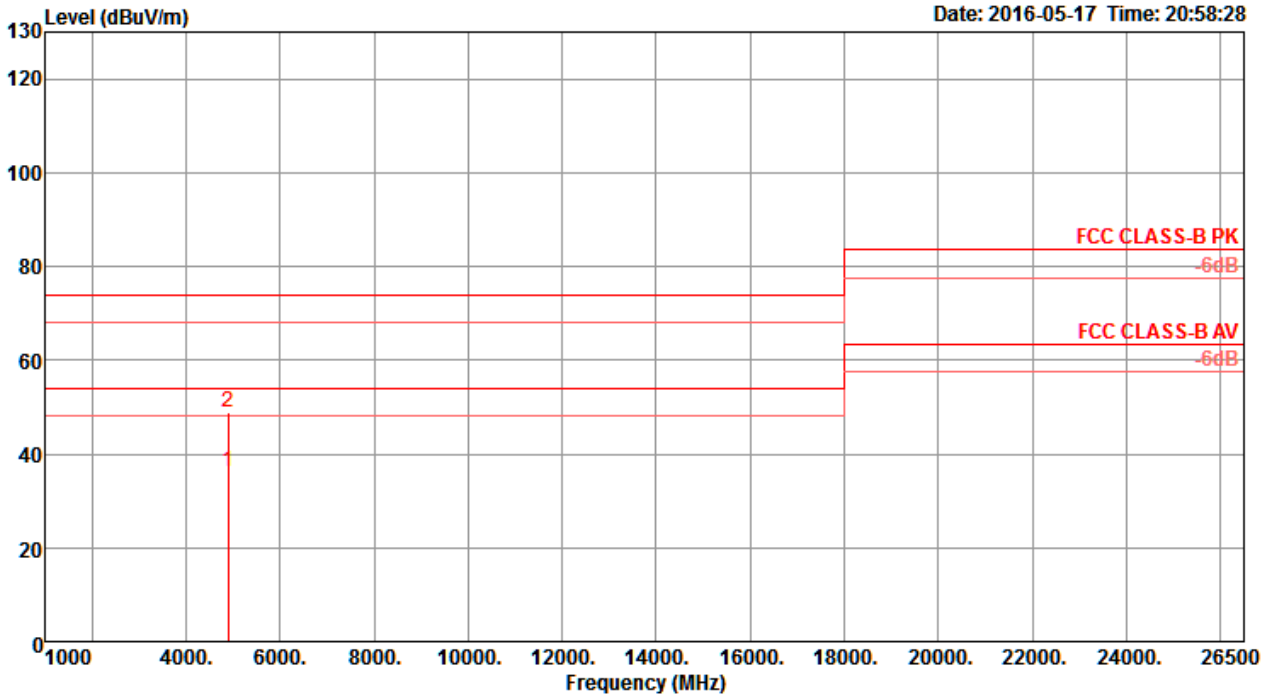

	Freq	Level	Limit Line	Over Limit	Read Level	Cable Loss	Antenna Factor	Preamp Factor	A/Pos	T/Pos	Remark	Pol/Phase
	MHz	dBuV/m	dBuV/m	dB	dBuV	dB	dB/m	dB	cm	deg		
1	4899.16	36.21	54.00	-17.79	30.15	7.61	32.95	34.50	148	204	Average	VERTICAL
2	4905.17	48.89	74.00	-25.11	42.83	7.61	32.95	34.50	148	204	Peak	VERTICAL

Temperature	22°C	Humidity	56%
Test Engineer	Nyle Chang & Peter Wu & Gary Chu & DK Chang & Eddie Weng & Stim Song & Brain Sun	Configurations	IEEE 802. 11ac MCS0/Nss2 VHT40 CH 3 / Chain 1 + Chain 2 + Chain 3 + Chain 4
Test Mode	Mode 1		

Horizontal

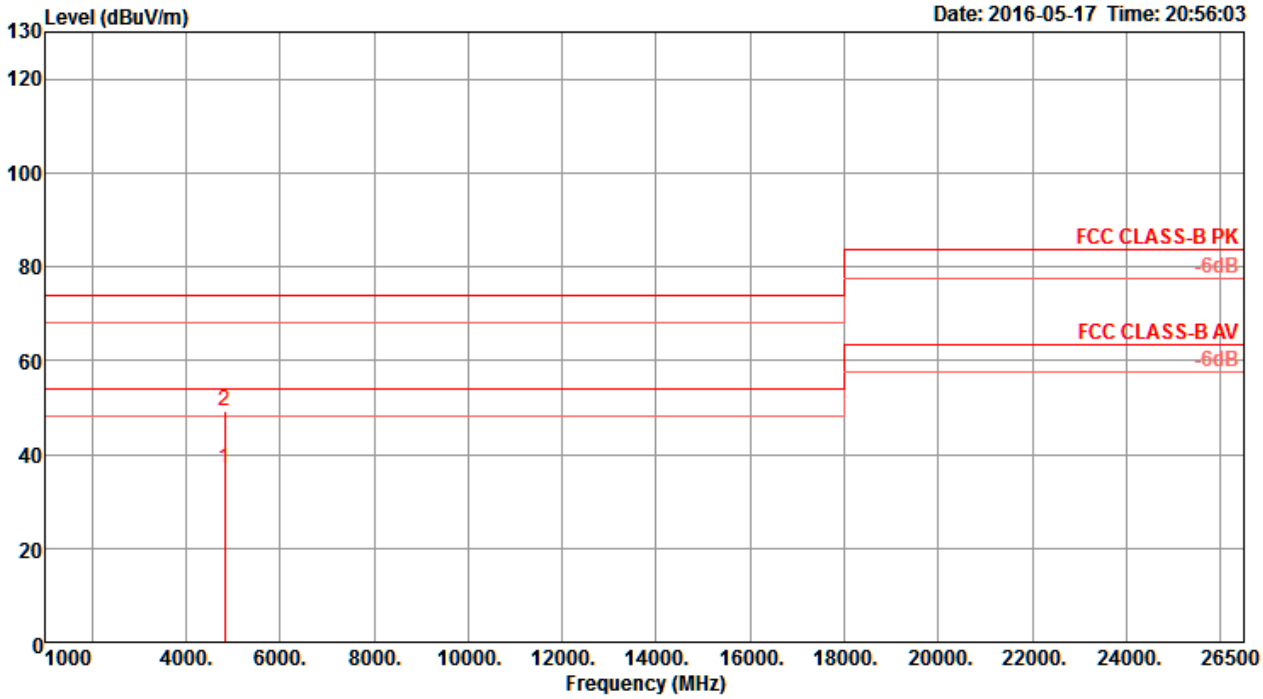

	Freq	Level	Limit Line	Over Limit	Read Level	Cable Loss	Antenna Factor	Preamp Factor	A/Pos	T/Pos	Remark	Pol/Phase
	MHz	dBuV/m	dBuV/m	dB	dBuV	dB	dB/m	dB	cm	deg		
1	4820.04	37.00	54.00	-17.00	31.12	7.58	32.82	34.52	142	91	Average	HORIZONTAL
2	4825.33	49.21	74.00	-24.79	43.31	7.58	32.84	34.52	142	91	Peak	HORIZONTAL

Vertical

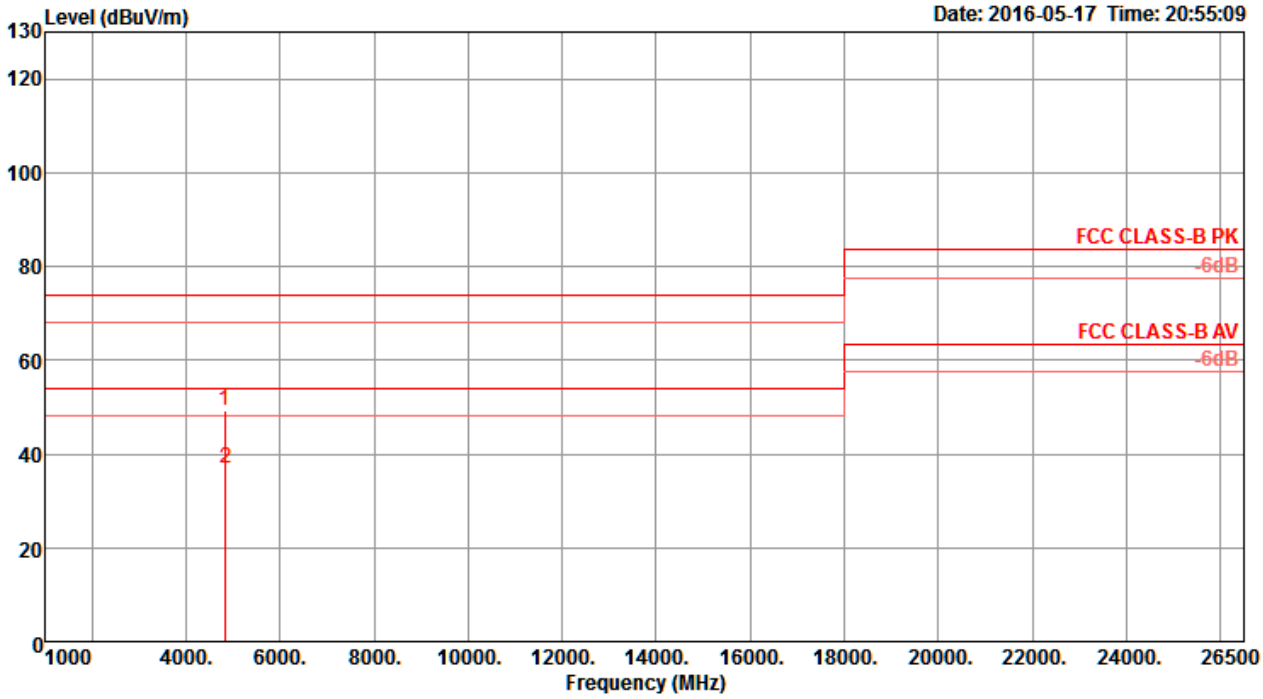

	Freq	Level	Limit Line	Over Limit	Read Level	Cable Loss	Antenna Factor	Preamp Factor	A/Pos	T/Pos	Remark	Pol/Phase
	MHz	dBuV/m	dBuV/m	dB	dBuV	dB	dB/m	dB	cm	deg		
1	4821.32	49.35	74.00	-24.65	43.47	7.58	32.82	34.52	151	294	Peak	VERTICAL
2	4837.35	36.99	54.00	-17.01	31.09	7.58	32.84	34.52	151	294	Average	VERTICAL

Temperature	22°C	Humidity	56%
Test Engineer	Nyle Chang & Peter Wu & Gary Chu & DK Chang & Eddie Weng & Stim Song & Brain Sun	Configurations	IEEE 802. 11ac MCS0/Nss2 VHT40 CH 6 / Chain 1 + Chain 2 + Chain 3 + Chain 4
Test Mode	Mode 1		

Horizontal

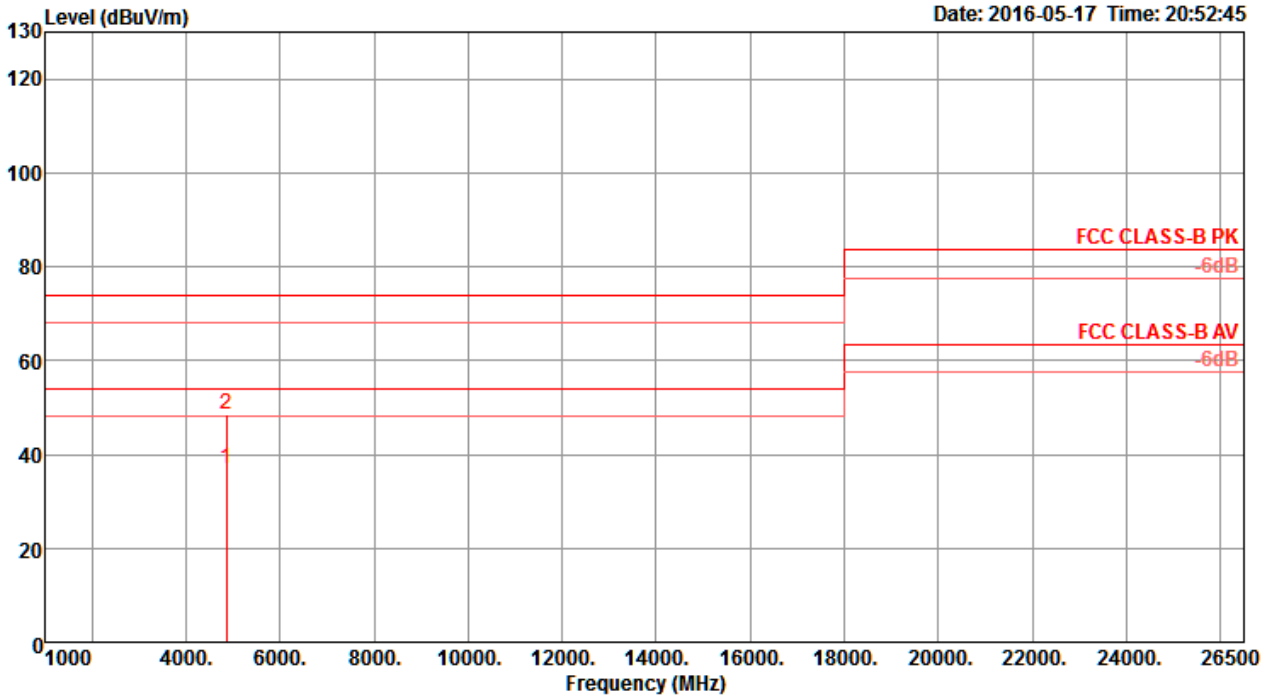

	Freq	Level	Limit Line	Over Limit	Read Level	Cable Loss	Antenna Factor	Preamp Factor	A/Pos	T/Pos	Remark	Pol/Phase
	MHz	dBuV/m	dBuV/m	dB	dBuV	dB	dB/m	dB	cm	deg		
1	4855.25	37.07	54.00	-16.93	31.11	7.59	32.88	34.51	148	334	Average	HORIZONTAL
2	4857.65	48.44	74.00	-25.56	42.48	7.59	32.88	34.51	148	334	Peak	HORIZONTAL

Vertical

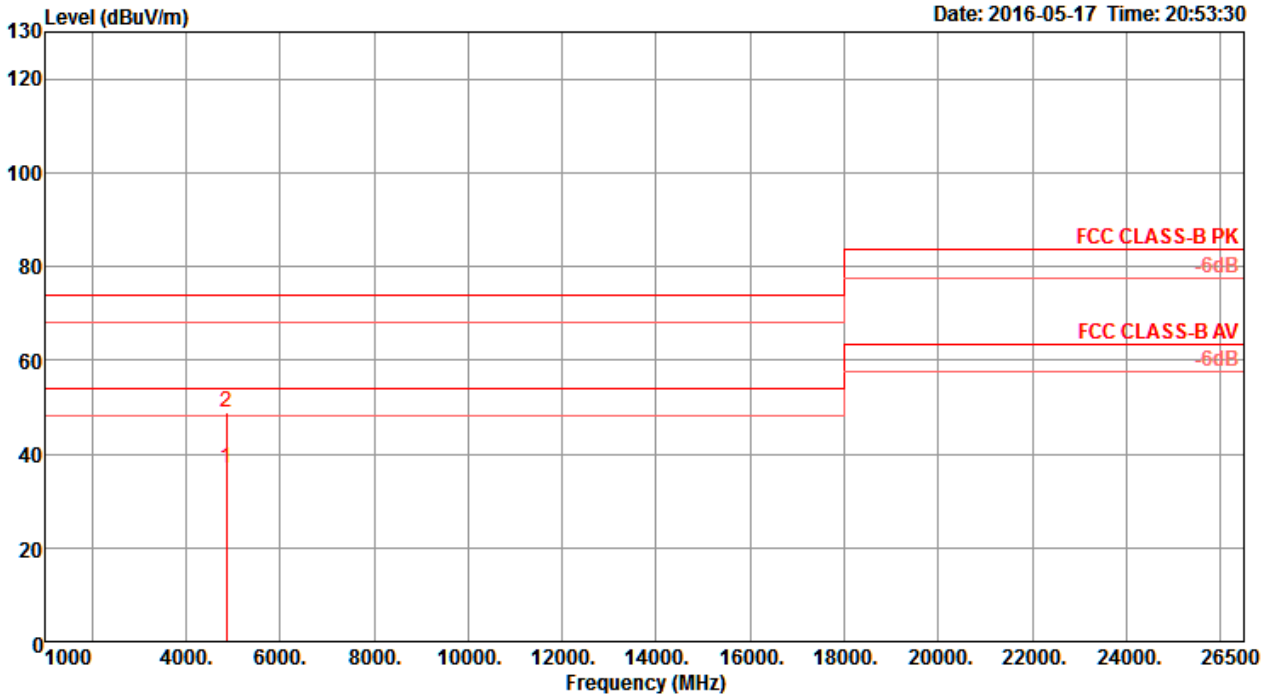

	Freq	Level	Limit Line	Over Limit	Read Level	Cable Loss	Antenna Factor	Preamp Factor	A/Pos	T/Pos	Remark	Pol/Phase
	MHz	dBuV/m	dBuV/m	dB	dBuV	dB	dB/m	dB	cm	deg		
1	4852.77	37.01	54.00	-16.99	31.07	7.59	32.86	34.51	146	184	Average	VERTICAL
2	4857.97	49.00	74.00	-25.00	43.04	7.59	32.88	34.51	146	184	Peak	VERTICAL

Temperature	22°C	Humidity	56%
Test Engineer	Nyle Chang & Peter Wu & Gary Chu & DK Chang & Eddie Weng & Stim Song & Brain Sun	Configurations	IEEE 802. 11ac MCS0/Nss2 VHT40 CH 9 / Chain 1 + Chain 2 + Chain 3 + Chain 4
Test Mode	Mode 1		

Horizontal

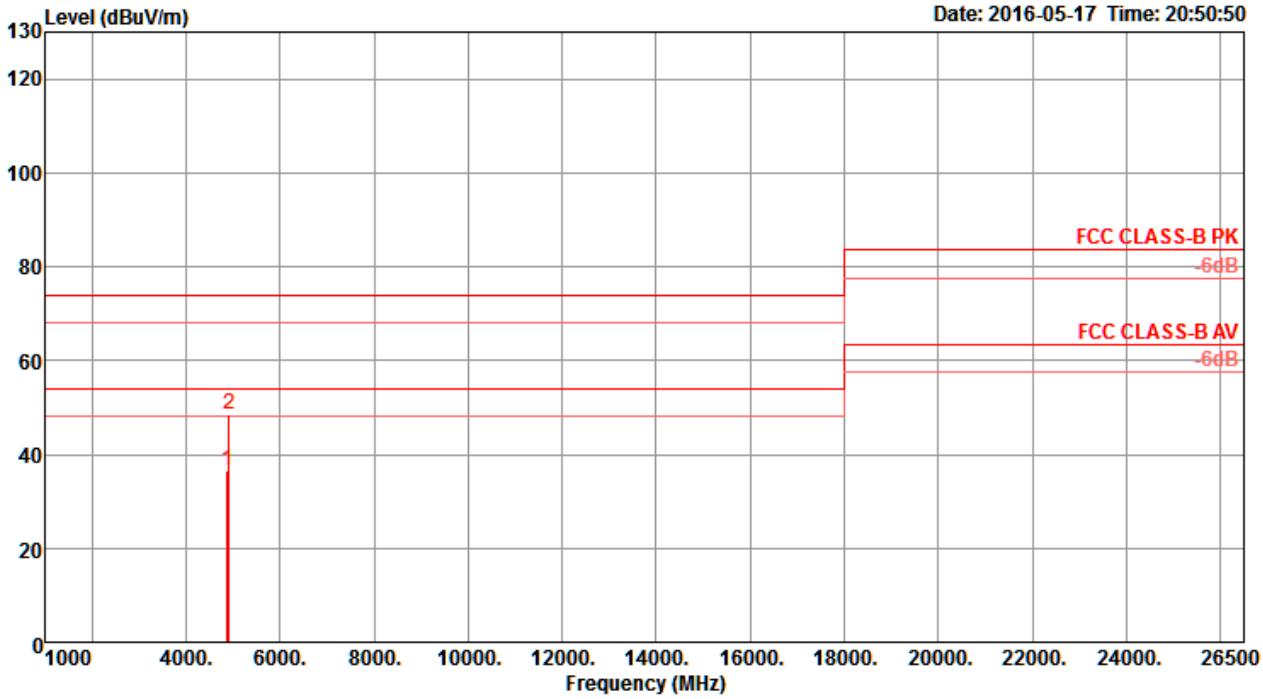

	Freq	Level	Limit Line	Over Limit	Read Level	Cable Loss	Antenna Factor	Preamp Factor	A/Pos	T/Pos	Remark	Pol/Phase
	MHz	dBuV/m	dBuV/m	dB	dBuV	dB	dB/m	dB	cm	deg		
1	4882.69	36.49	54.00	-17.51	30.46	7.60	32.93	34.50	152	78	Average	HORIZONTAL
2	4922.67	48.40	74.00	-25.60	42.31	7.61	32.97	34.49	152	78	Peak	HORIZONTAL

Vertical

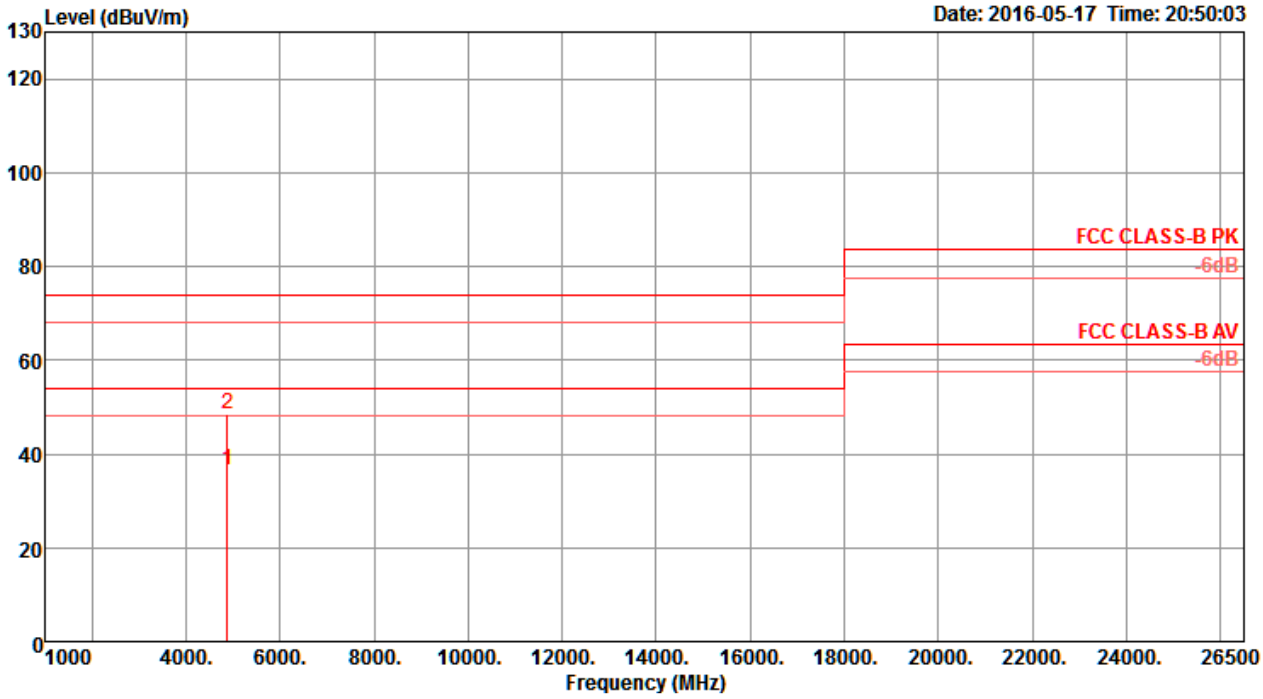

	Freq	Level	Limit Line	Over Limit	Read Level	Cable Loss	Antenna Factor	Preamp Factor	A/Pos	T/Pos	Remark	Pol/Phase
	MHz	dBuV/m	dBuV/m	dB	dBuV	dB	dB/m	dB	cm	deg		
1	4883.73	36.57	54.00	-17.43	30.54	7.60	32.93	34.50	150	228	Average	VERTICAL
2	4884.21	48.58	74.00	-25.42	42.55	7.60	32.93	34.50	150	228	Peak	VERTICAL

Temperature	22°C	Humidity	56%
Test Engineer	Nyle Chang & Peter Wu & Gary Chu & DK Chang & Eddie Weng & Stim Song & Brain Sun	Configurations	IEEE 802. 11ac MCS0/Nss3 VHT20 CH 1 / Chain 1 + Chain 2 + Chain 3 + Chain 4
Test Mode	Mode 1		

Horizontal

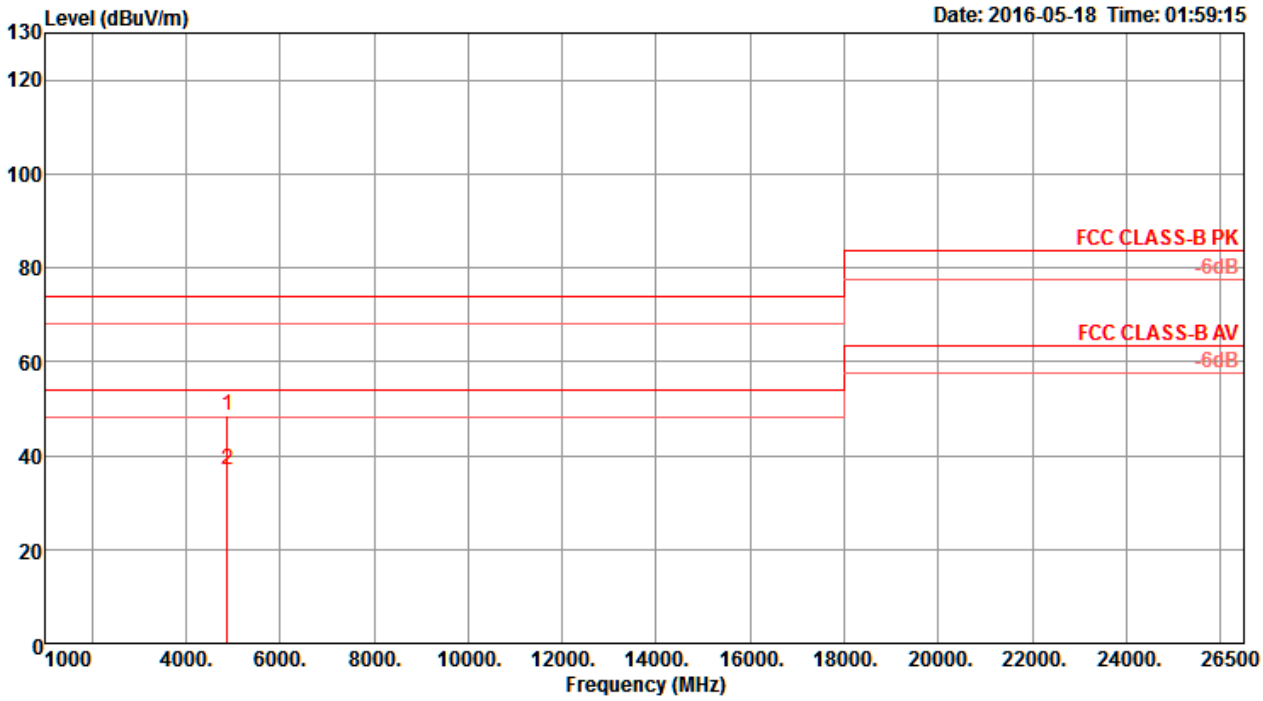

	Freq	Level	Limit Line	Over Limit	Read Level	Cable Loss	Antenna Factor	Preamp Factor	T/Pos	A/Pos	Remark	Pol/Phase
	MHz	dBuV/m	dBuV/m	dB	dBuV	dB	dB/m	dB	deg	cm		
1	4883.89	48.56	74.00	-25.44	42.53	7.60	32.93	34.50	155	130	Peak	HORIZONTAL
2	4883.97	36.89	54.00	-17.11	30.86	7.60	32.93	34.50	155	130	Average	HORIZONTAL

Vertical

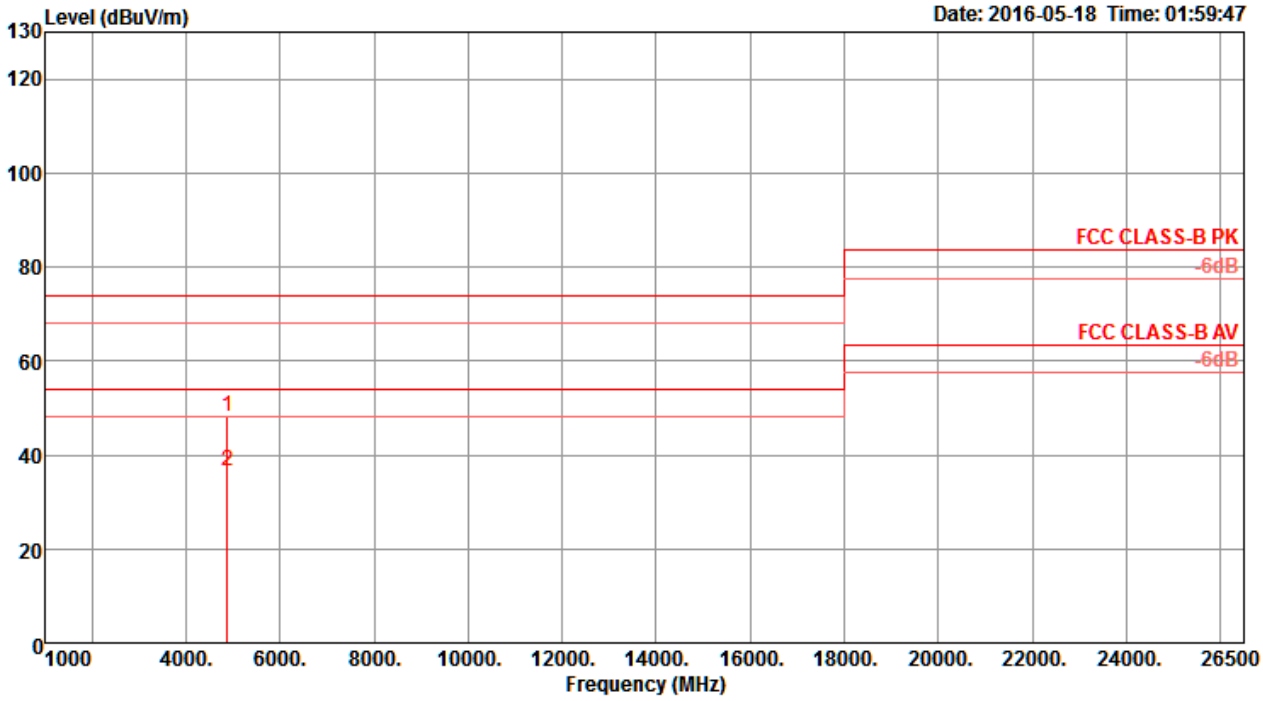

	Freq	Level	Limit Line	Over Limit	Read Level	Cable Loss	Antenna Factor	Preamp Factor	T/Pos	A/Pos	Remark	Pol/Phase
	MHz	dBuV/m	dBuV/m	dB	dBuV	dB	dB/m	dB	deg	cm		
1	4883.09	48.30	74.00	-25.70	42.27	7.60	32.93	34.50	312	144	Peak	VERTICAL
2	4883.41	36.48	54.00	-17.52	30.45	7.60	32.93	34.50	312	144	Average	VERTICAL

Temperature	22°C	Humidity	56%
Test Engineer	Nyle Chang & Peter Wu & Gary Chu & DK Chang & Eddie Weng & Stim Song & Brain Sun	Configurations	IEEE 802. 11ac MCS0/Nss3 VHT20 CH 6 / Chain 1 + Chain 2 + Chain 3 + Chain 4
Test Mode	Mode 1		

Horizontal

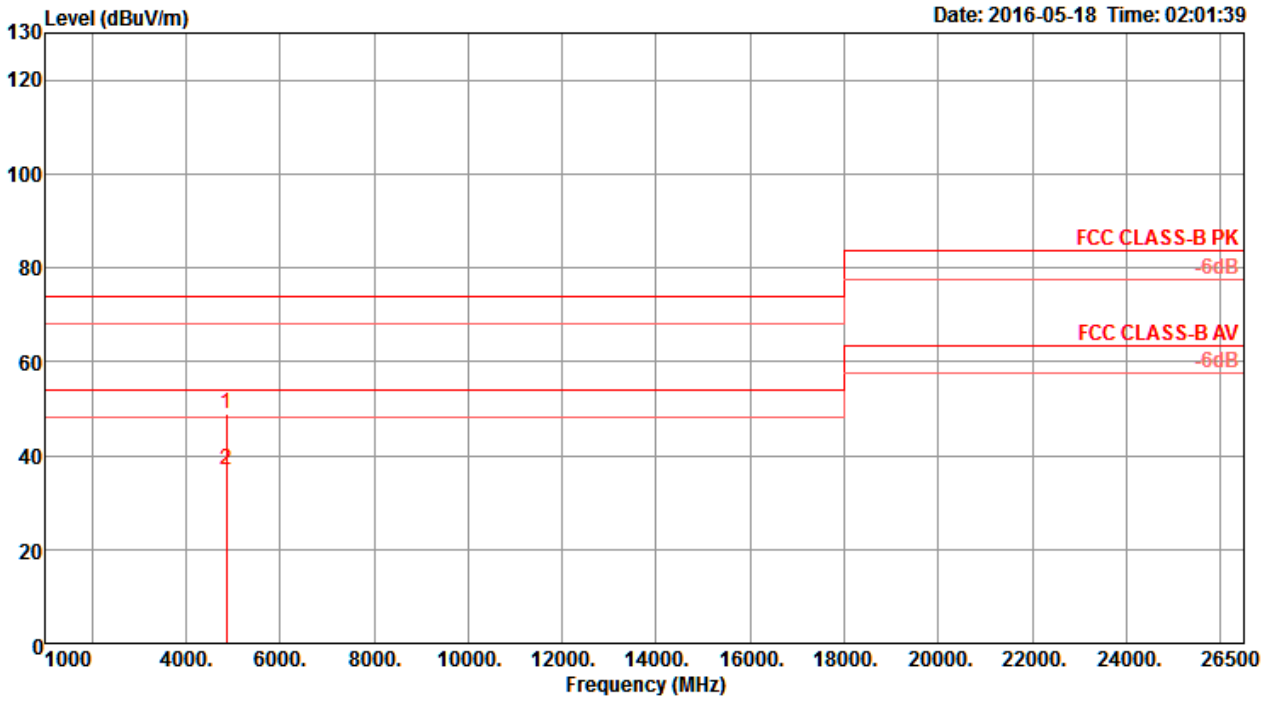

	Freq	Level	Limit Line	Over Limit	Read Level	Cable Loss	Antenna Factor	Preamp Factor	T/Pos	A/Pos	Remark	Pol/Phase
	MHz	dBuV/m	dBuV/m	dB	dBuV	dB	dB/m	dB	deg	cm		
1	4852.21	48.86	74.00	-25.14	42.92	7.59	32.86	34.51	214	153	Peak	HORIZONTAL
2	4855.89	37.08	54.00	-16.92	31.12	7.59	32.88	34.51	214	153	Average	HORIZONTAL

Vertical

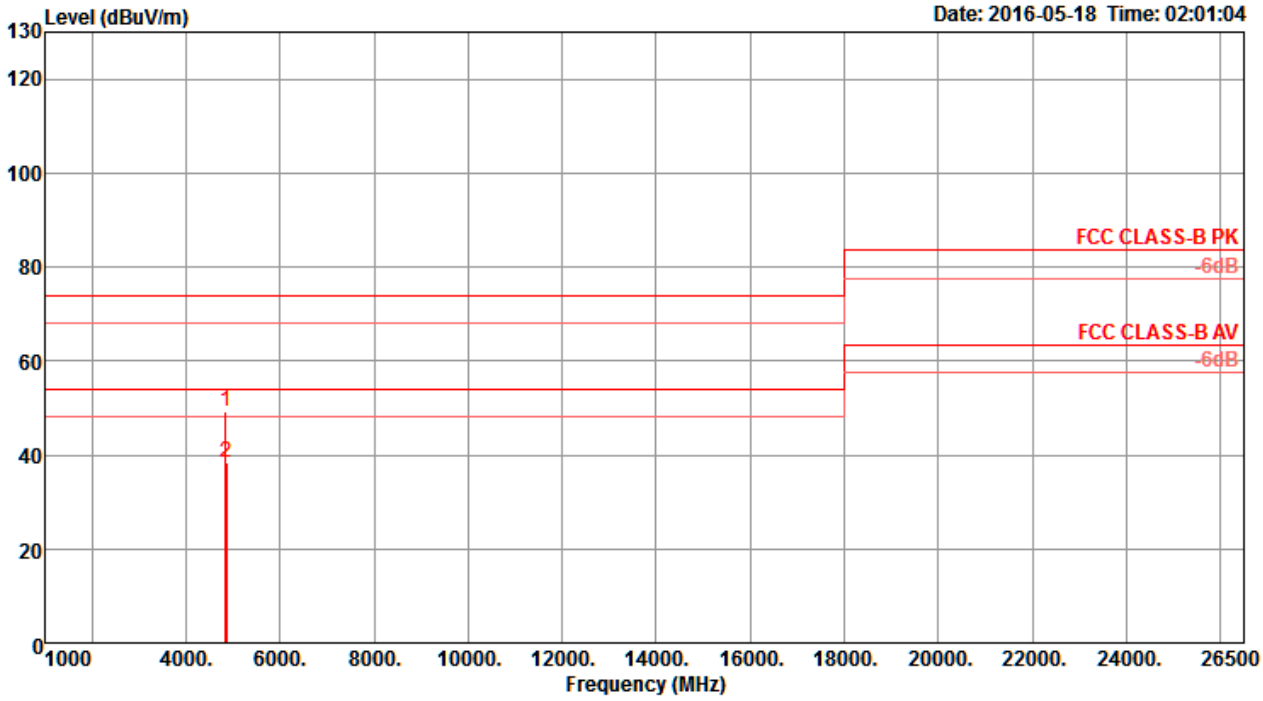

	Freq	Level	Limit Line	Over Limit	Read Level	Cable Loss	Antenna Factor	Preamp Factor	T/Pos	A/Pos	Remark	Pol/Phase
	MHz	dBuV/m	dBuV/m	dB	dBuV	dB	dB/m	dB	deg	cm		
1	4852.05	49.18	74.00	-24.82	43.24	7.59	32.86	34.51	124	150	Peak	VERTICAL
2	4853.97	38.30	54.00	-15.70	32.34	7.59	32.88	34.51	124	150	Average	VERTICAL

Temperature	22°C	Humidity	56%
Test Engineer	Nyle Chang & Peter Wu & Gary Chu & DK Chang & Eddie Weng & Stim Song & Brain Sun	Configurations	IEEE 802. 11ac MCS0/Nss3 VHT20 CH 11 / Chain 1 + Chain 2 + Chain 3 + Chain 4
Test Mode	Mode 1		

Horizontal

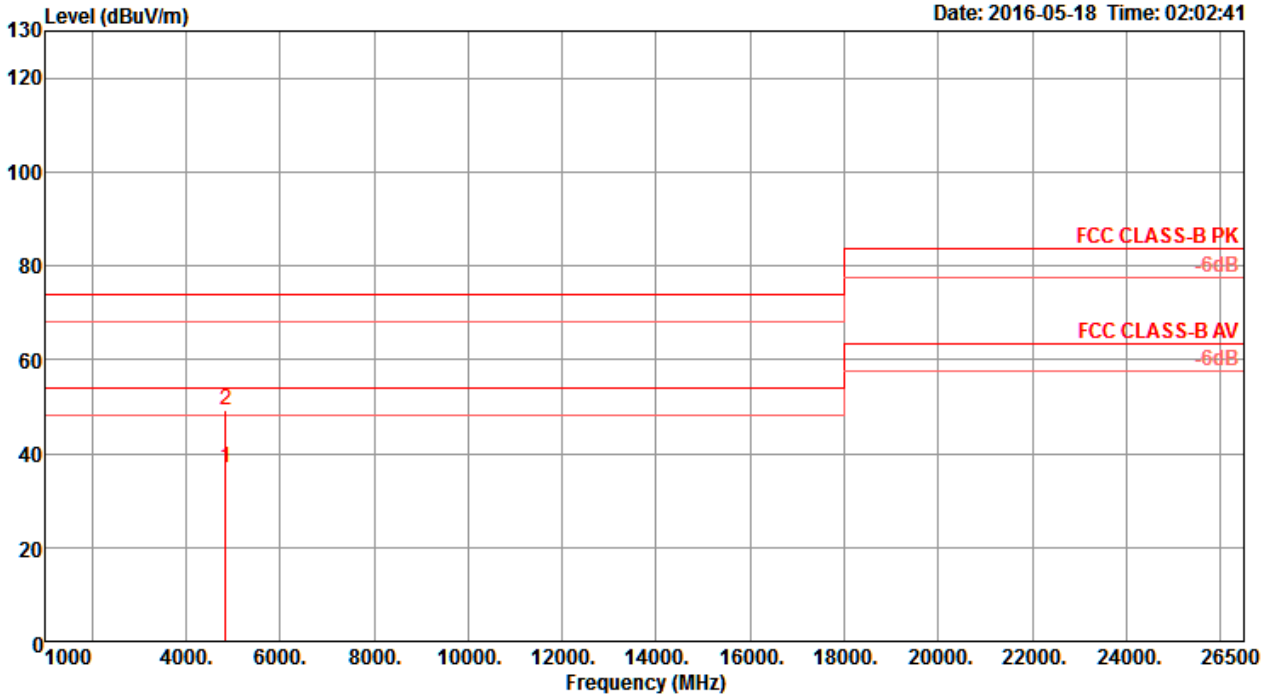

	Freq	Level	Limit Line	Over Limit	Read Level	Cable Loss	Antenna Factor	Preamp Factor	T/Pos	A/Pos	Remark	Pol/Phase
	MHz	dBuV/m	dBuV/m	dB	dBuV	dB	dB/m	dB	deg	cm		
1	4834.06	37.10	54.00	-16.90	31.20	7.58	32.84	34.52	318	155	Average	HORIZONTAL
2	4835.83	49.33	74.00	-24.67	43.43	7.58	32.84	34.52	318	155	Peak	HORIZONTAL

Vertical

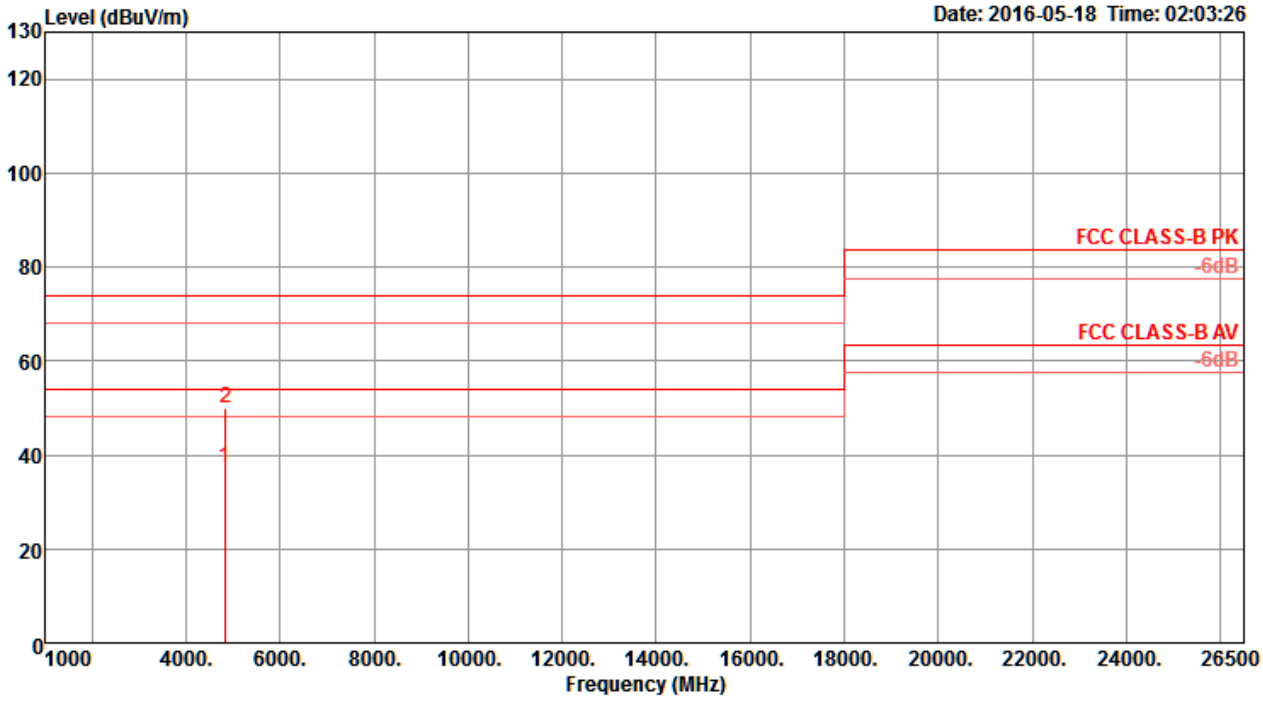

	Freq	Level	Limit Line	Over Limit	Read Level	Cable Loss	Antenna Factor	Preamp Factor	T/Pos	A/Pos	Remark	Pol/Phase
	MHz	dBuV/m	dBuV/m	dB	dBuV	dB	dB/m	dB	deg	cm		
1	4826.37	37.17	54.00	-16.83	31.27	7.58	32.84	34.52	89	144	Average	VERTICAL
2	4834.31	50.10	74.00	-23.90	44.20	7.58	32.84	34.52	89	144	Peak	VERTICAL