

**11ORA**  
**CARGADOR INALÁMBRICO**  
**CARGA RÁPIDA 15W**  
**GAR151**



**MANUAL DE USUARIO**

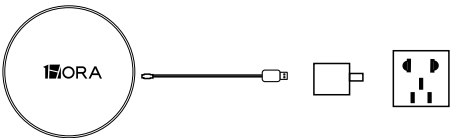
**FC NOM**   

El cargador inalámbrico de carga rápida es un producto eficiente para la carga de sus dispositivos, con un diseño compacto y elegante para una compatibilidad con cualquier dispositivo móvil que incorpore carga inalámbrica. Adoptando IC de carga rápida de alta gama, puede ser perfectamente compatible con diversas marcas, para ahorrar más el tiempo carga mejorando la experiencia de usuario.

Diagrama de la tapa superior de la batería. Se muestra la tapa con el logo 'ORA' y una etiqueta adhesiva. Las etiquetas indican: LOGO IMPRESO, PLÁSTICO TRANSLÚCIDO, ETIQUETA, ADHERENCIA SUAVE y CUERPO DE ALEACIÓN DE ZINC.

1. Dispositivos con carga rápida incorporada / receptor de carga inalámbrica regular (Samsung Note 8, iPhone 8, etc.)
2. Dispositivos con receptor inalámbrico externo de carga inalámbrica (Samsung Galaxy S3, S4, S5, Note 3, Note 4, HUAWEI, LENOVO, XIAOMI, etc.)
3. Dispositivos con receptor de carga inalámbrica para iPhone 5 / 5s, iPhone 6, iPhone 6p, etc. (Puede emplearse con una funda protectora entre el receptor externo).

1. Enchufe el puerto USB en el adaptador de corriente y conecte con el cargador de pared, como se muestra a continuación.



2. Inserte el extremo del cable USB Tipo C en el cargador inalámbrico, el marco LED se iluminará para indicar la conexión eléctrica.

3. Coloque su teléfono en el cargador inalámbrico. Asegúrese de que el teléfono esté bien colocado sobre el área de carga del cargador inalámbrico. cuando el teléfono está siendo cargado, el marco LED se iluminará en color azul automáticamente para mostrar un estado de carga.

4. Coloque su teléfono en el centro del cargador inalámbrico para garantizar una carga estable, no ponga los accesorios o tarjetas magnéticos y metálicos en él.

CARGADOR INALÁMBRICO	Entrada: 5V=2A/9V=2A
CABLE USB TIPO C	Salida: 5W/7.5W/10W/15W
MANUAL DE USUARIO	Eficiencia: 70%-85%

1. Mantenga el cargador alejado del agua u otros líquidos.
2. Si necesita mover el cargador, asegúrese de que esté apagado.
3. Use el producto a una temperatura ambiental de 1 a 45 grados.

This device complies with part 15 of the FCC Rules. Operation is subject to the following two conditions: (1) This device may not cause harmful interference, and (2) this device must accept any interference received, including interference that may cause undesired operation.


Any Changes or modifications not expressly approved by the party responsible for compliance could void the user's authority to operate the equipment.

This equipment has been tested and found to comply with the limits for a Class B digital device, pursuant to part 15 of the FCC Rules. These limits are designed to provide reasonable protection against harmful interference in a residential installation. This equipment generates uses and can radiate radio frequency energy and, if not installed and used in accordance with the instructions, may cause harmful interference to radio communications. However, there is no guarantee that interference will not occur in a particular installation. If this equipment does cause harmful interference to radio or television reception, which can be determined by turning the equipment off and on, the user is encouraged to try to correct the interference by one or more of the following measures:




- Reorient or relocate the receiving antenna.
- Increase the separation between the equipment and receiver.
- Connect the equipment into an outlet on a circuit different from that to which the receiver is connected.
- Consult the dealer or an experienced radio/TV technician for help.

The equipment complies with FCC radiation exposure limits set forth for an uncontrolled environment. This equipment should be installed and operated with minimum distance between 20cm the radiator your body.

**11ORA**  
**WIRELESS CHARGER**  
**FAST CHARGER 15W**  
**GAR151**



**USER MANUAL**

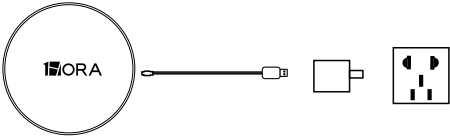
**FC NOM**   

The fast charging wireless charger is an efficient product for charging your devices, with a compact and elegant design for compatibility with any mobile device that allows wireless charging. Adopting high-end fast charging IC, it can be perfectly compatible with various brands, to further save charging time by improving user experience.

Exploded view diagram of the IORA label assembly. The top part shows the 'PRINTED LOGO' (ORA with a square icon) and 'TRANSLUCENT PLASTIC' components. The bottom part shows the 'LABEL' (with text and a barcode), 'SOFT GLUE', and 'ZINC-ALLOY BODY' components.

1. Devices with built-in fast charging / regular wireless charging receiver (Samsung Note 8, iPhone 8, etc.)
2. Devices with external wireless charging receiver (Samsung Galaxy S3, S4, S5, Note 3, Note 4, HUAWEI, LENOVO, XIAOMI, etc.)
3. Devices with wireless charging receiver for iPhone 5 / 5s, iPhone 6, iPhone 6p, etc. (Can be used with a protective case between the external receiver).

1. Plug the USB port into the power adapter and connect with the wall charger as it's shown in the following.



2. Insert the end of the cable USB Type C into the wireless charger, the LED frame will light up to indicate the electrical connection.

3. Place your phone on the wireless charger. Make sure the phone is properly placed on the wireless charger's charging area. When the phone is being charged, the LED frame will automatically turn blue to show a charging status.

4. Place the phone in the center of the wireless charger to ensure stable charging. Do not put magnetic and metal accessories or cards on the charger.

WIRELESS CHARGER	Input: 5V=2A/9V=2A
TYPE C CABLE	Output: 5W/7.5W/10W/15W
USER MANUAL	Efficiency: 70% -85%

1. Keep the charger away from water or other liquids.
2. If you need to move the charger, make sure it is turned off.
3. Use the device at an ambient temperature of 1 to 45 degrees.

This device complies with part 15 of the FCC Rules. Operation is subject to the following two conditions: (1) This device may not cause harmful interference, and (2) this device must accept any interference received, including interference that may cause undesired operation.

Any Changes or modifications not expressly approved by the party responsible for compliance could void the user's authority to operate the equipment.

This equipment has been tested and found to comply with the limits for a Class B digital device, pursuant to part 15 of the FCC Rules. These limits are designed to provide reasonable protection against harmful interference in a residential installation. This equipment generates uses and can radiate radio frequency energy and, if not installed and used in accordance with the instructions, may cause harmful interference to radio communications. However, there is no guarantee that interference will not occur in a particular installation. If this equipment does cause harmful interference to radio or television reception, which can be determined by turning the equipment off and on, the user is encouraged to try to correct the interference by one or more of the following measures:

- Reorient or relocate the receiving antenna.
- Increase the separation between the equipment and receiver.
- Connect the equipment into an outlet on a circuit different from that to which the receiver is connected.
- Consult the dealer or an experienced radio/TV technician for help.

The equipment complies with FCC radiation exposure limits set forth for an uncontrolled environment. This equipment should be installed and operated with minimum distance between 20cm the radiator your body.