

## Radiated Emission


Below 30MHz




30MHz to 300MHz



300MHz to 1GHz



Above 1GHz – FCC Part 15 Subpart C and E



Above 1GHz – Other than the FCC Part 15 Subpart C and E



KYOCERA Corporation  
FCC ID: JOYEA23

**X-axis**



**Y-axis**



**Z-axis**





**Note:**

X-axis generates the maximum emission at FCC Part 22 Subpart H, FCC Part 24 Subpart E, FCC Part 27 Subpart C, H, 2.4GHz WLAN, Bluetooth, BTLE and 5GHz WLAN.

Z-axis generates the maximum emission at RFID.

### Antenna port Conducted Test





**AC Power Line Conducted Emission**

