11B_Ant1_2437_30~1000

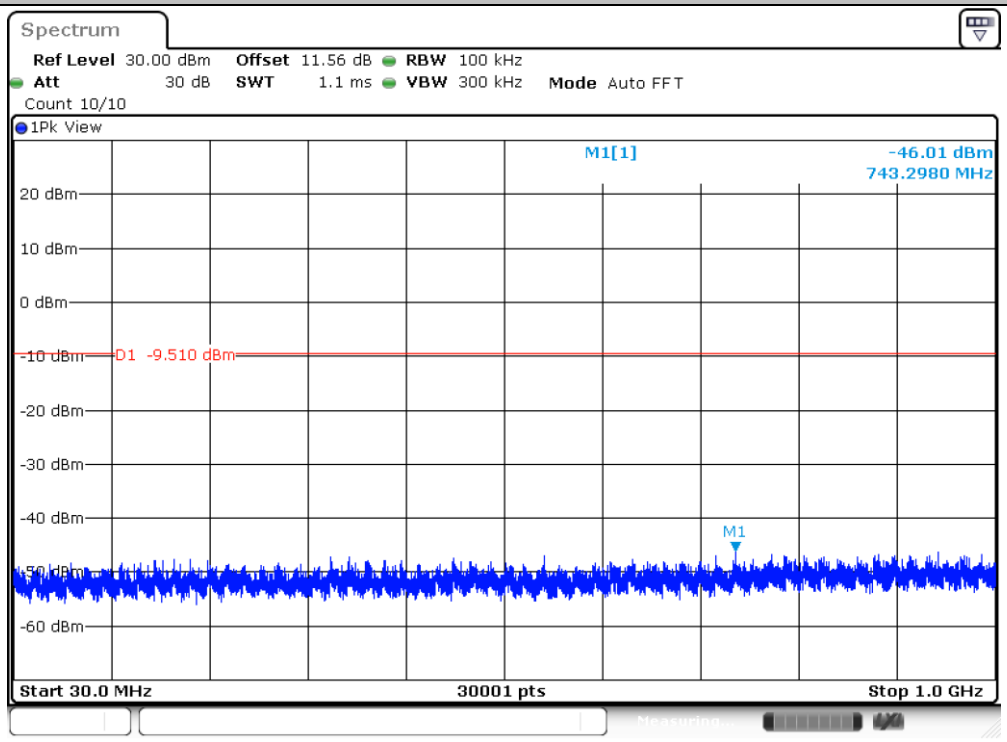

11B_Ant1_2437_1000~26500

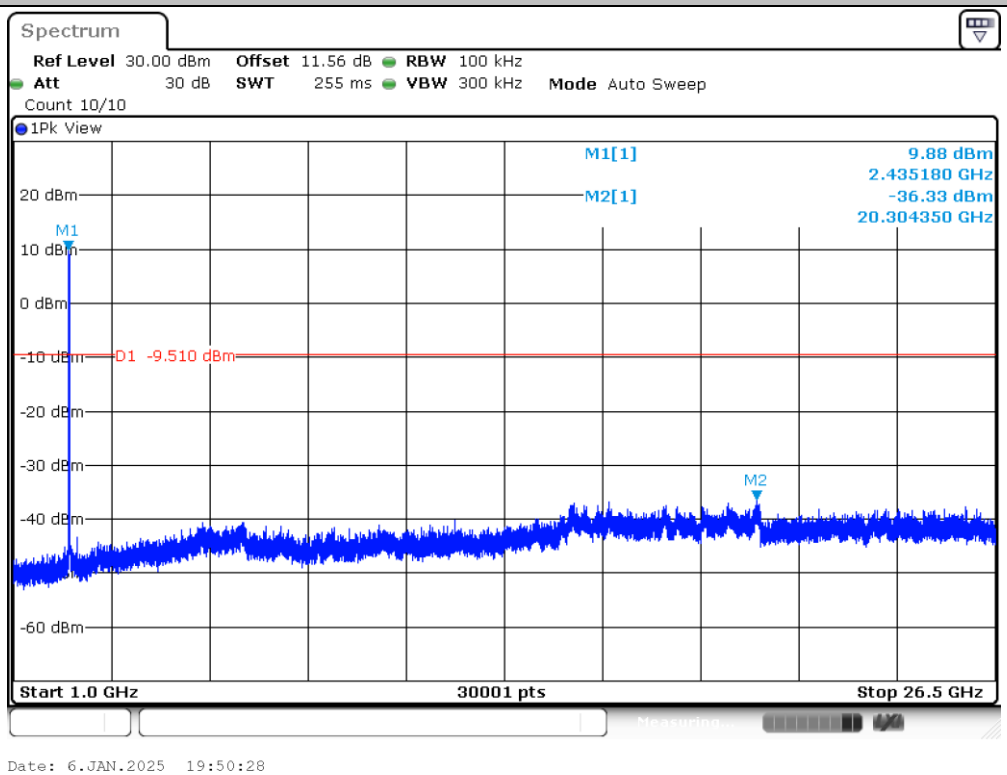

11B_Ant1_2462_30~1000

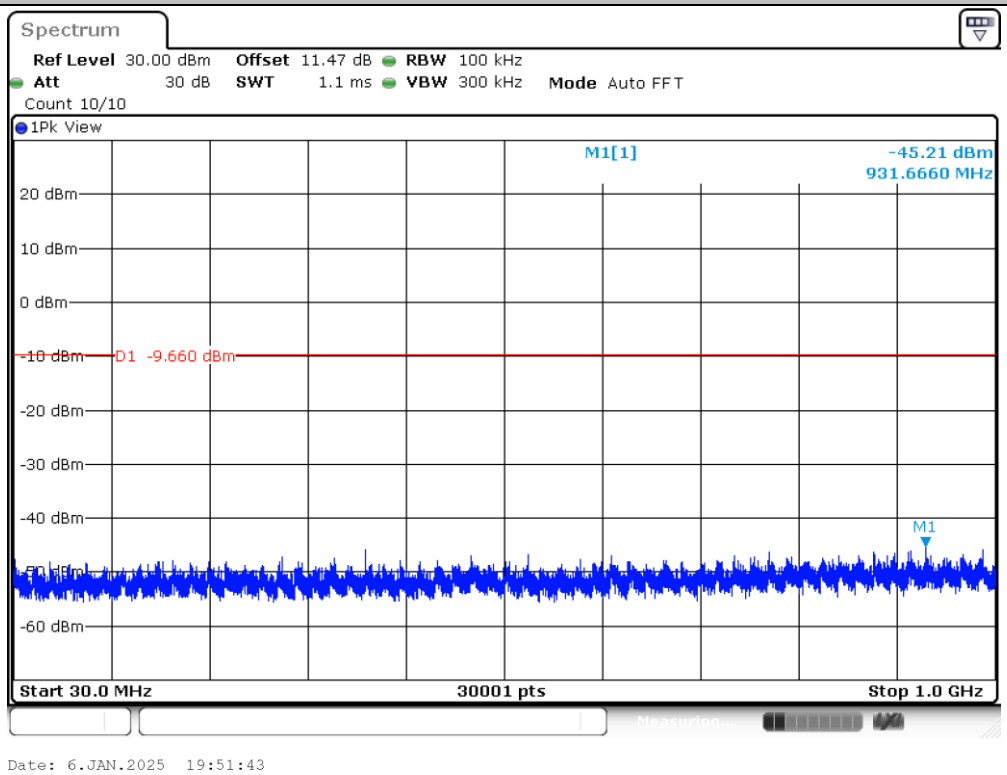

11B_Ant1_2462_1000~26500

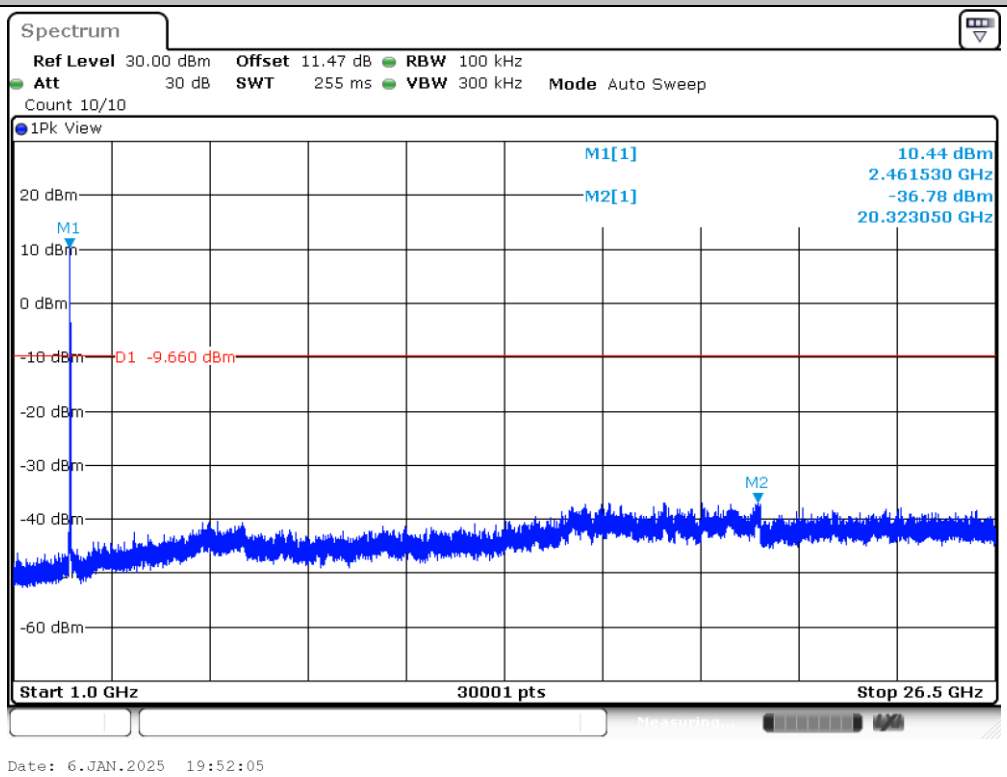

11G_Ant1_2412_30~1000

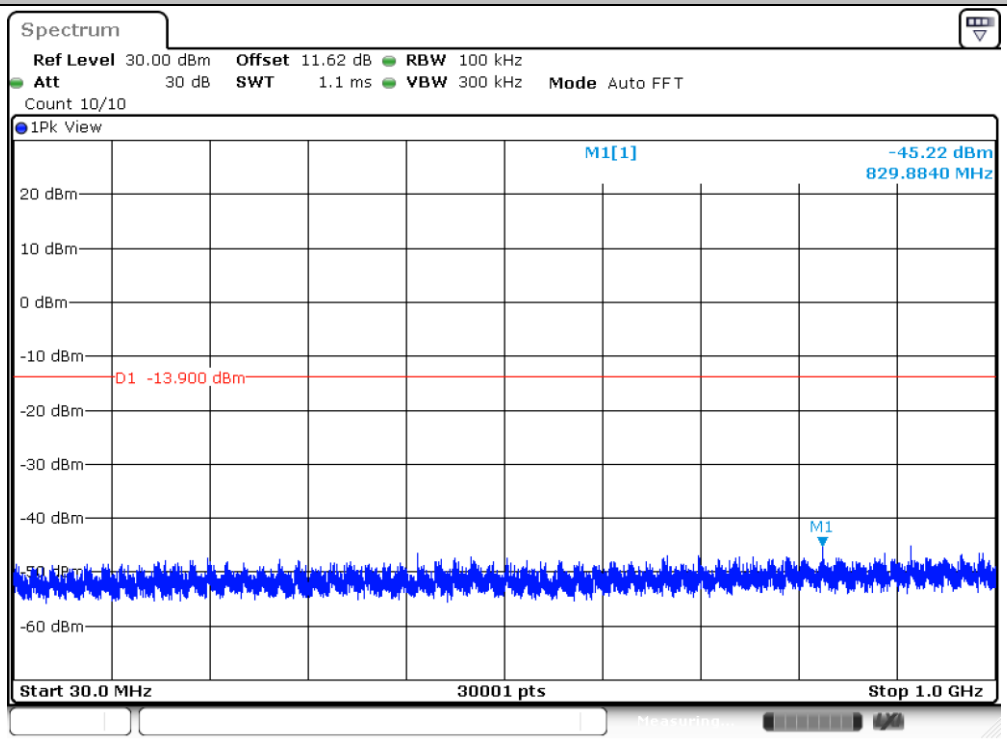

Date: 6.JAN.2025 20:04:43

11G_Ant1_2412_1000~26500

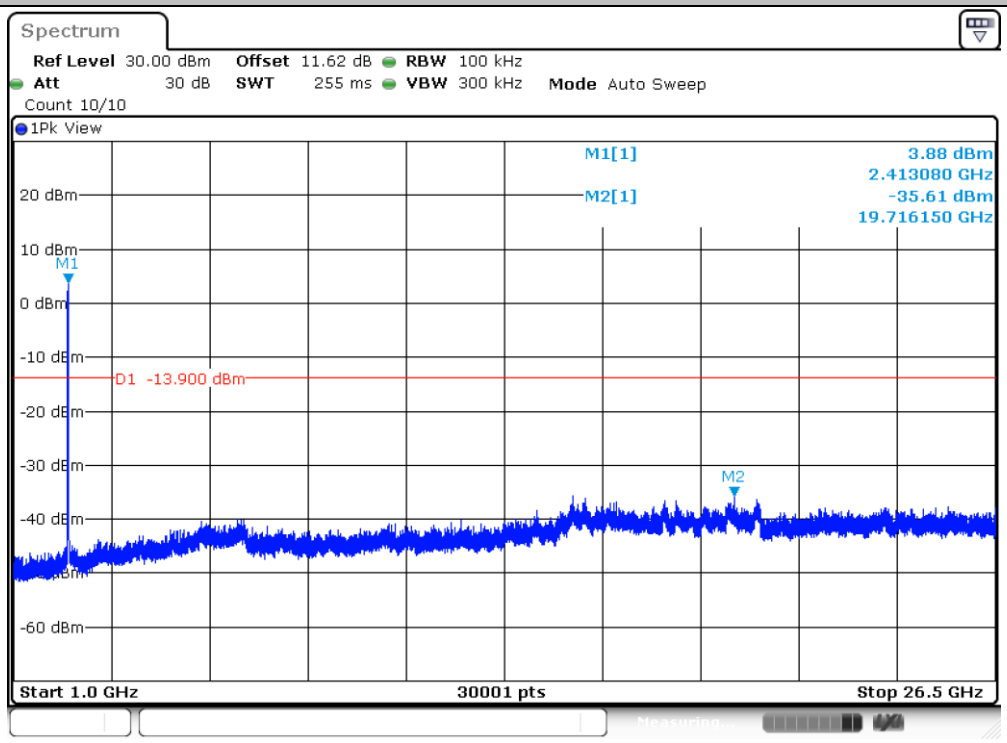

Date: 6.JAN.2025 20:05:30

11G_Ant1_2437_30~1000

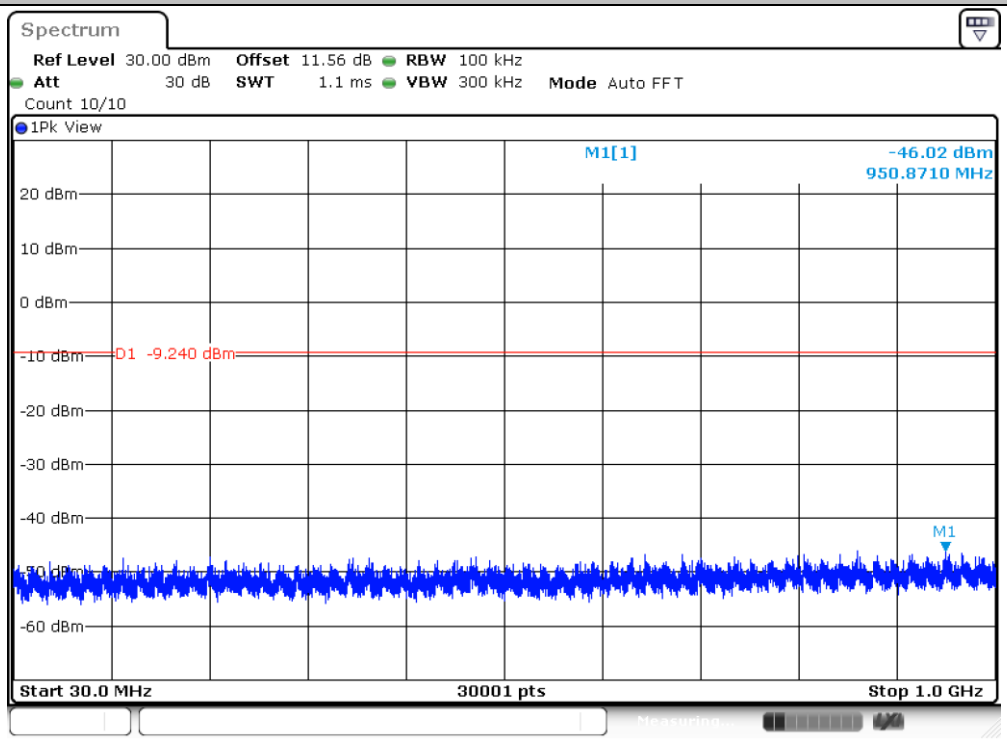

Date: 6.JAN.2025 20:06:42

11G_Ant1_2437_1000~26500

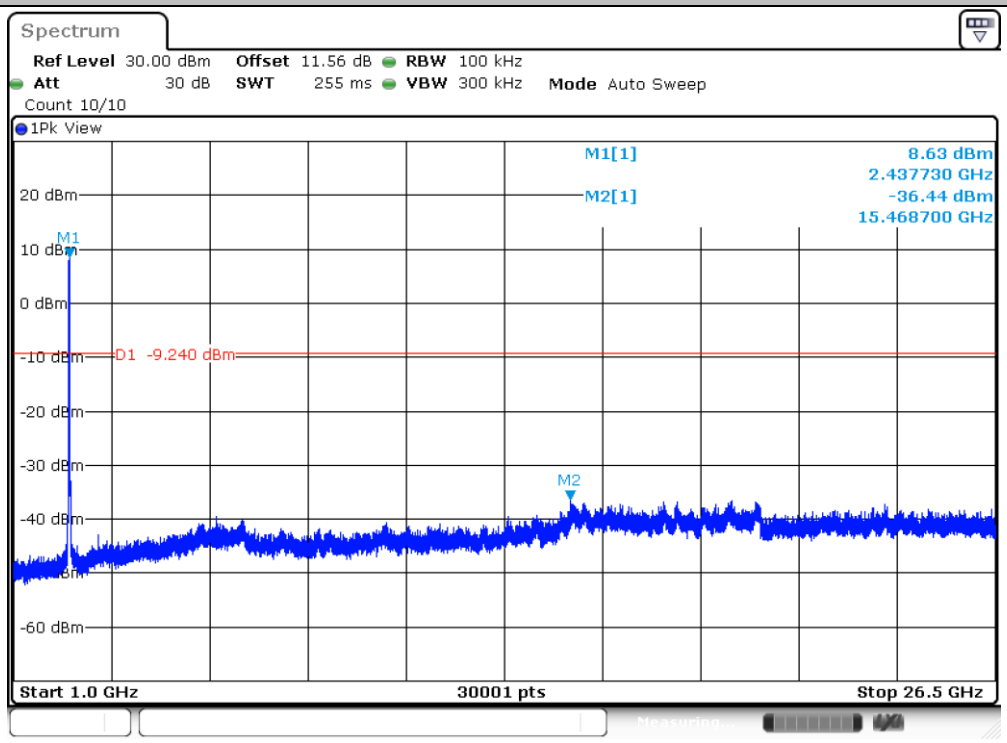

Date: 6.JAN.2025 20:07:30

11G_Ant1_2462_30~1000

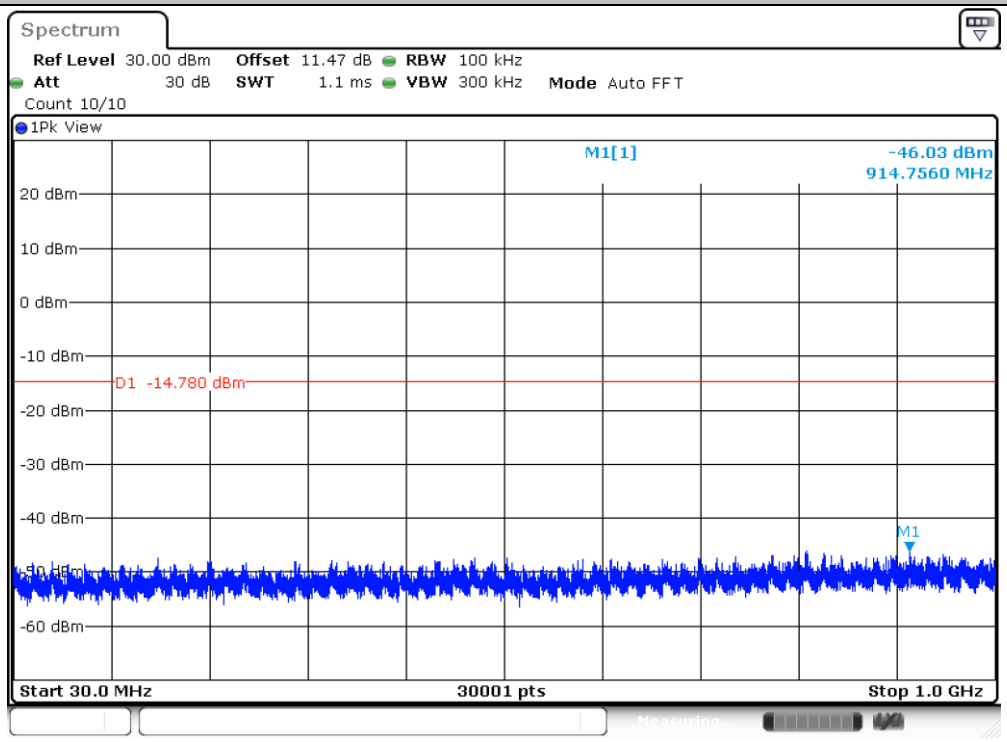

Date: 6.JAN.2025 20:11:42

11G_Ant1_2462_1000~26500

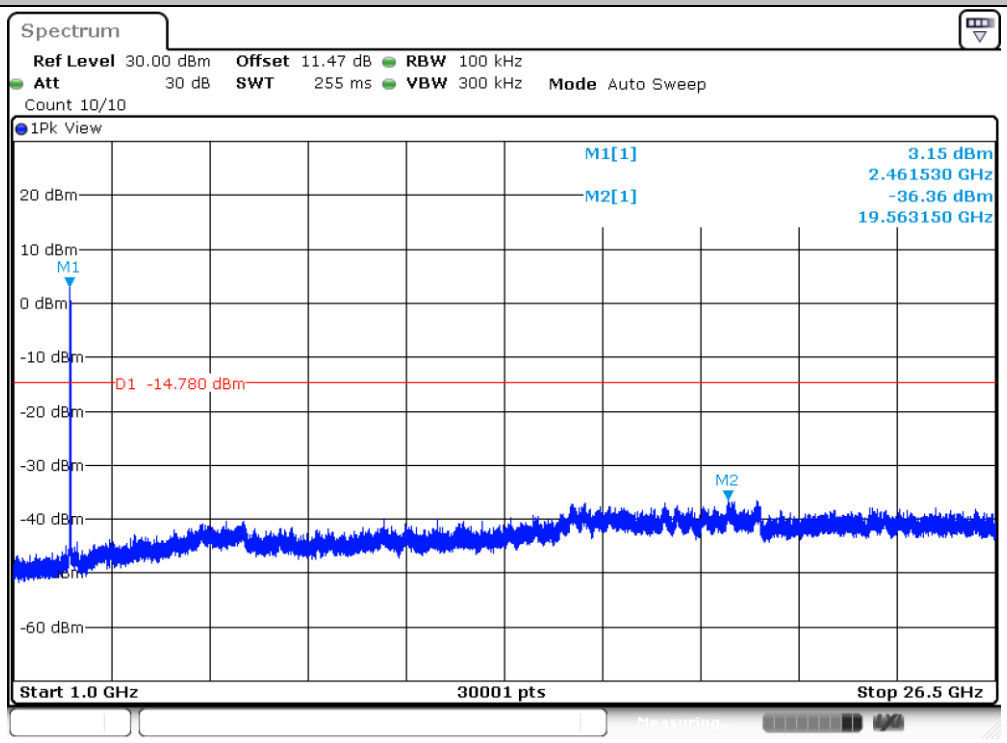

Date: 6.JAN.2025 20:12:37

11N20SISO_Ant1_2412_30~1000

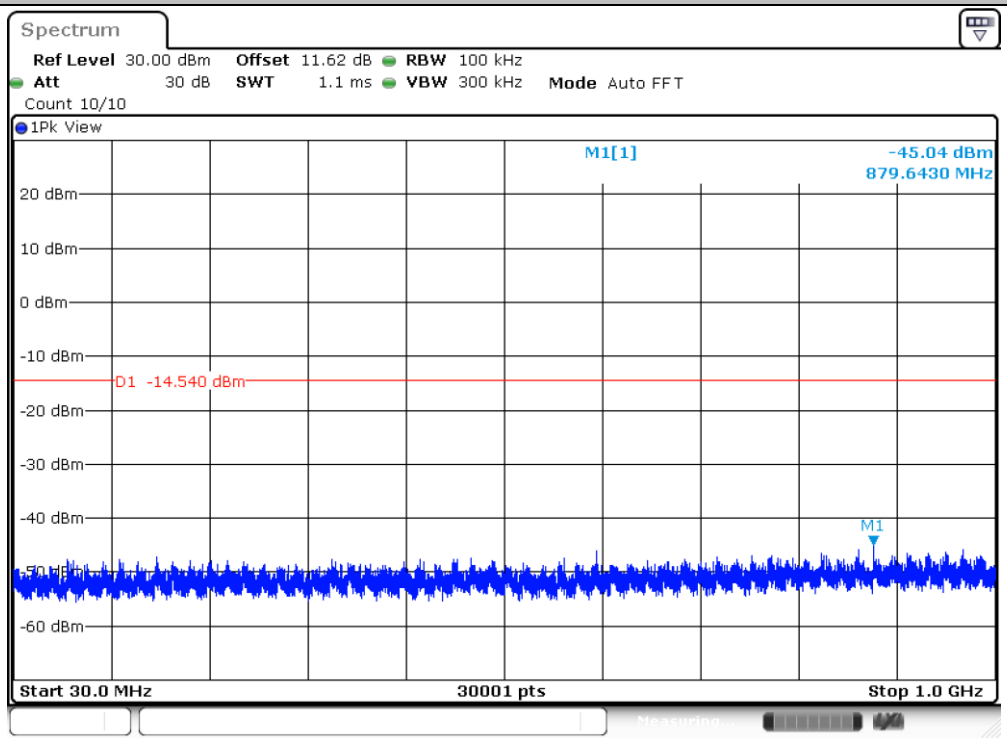

Date: 6.JAN.2025 20:16:57

11N20SISO_Ant1_2412_1000~26500

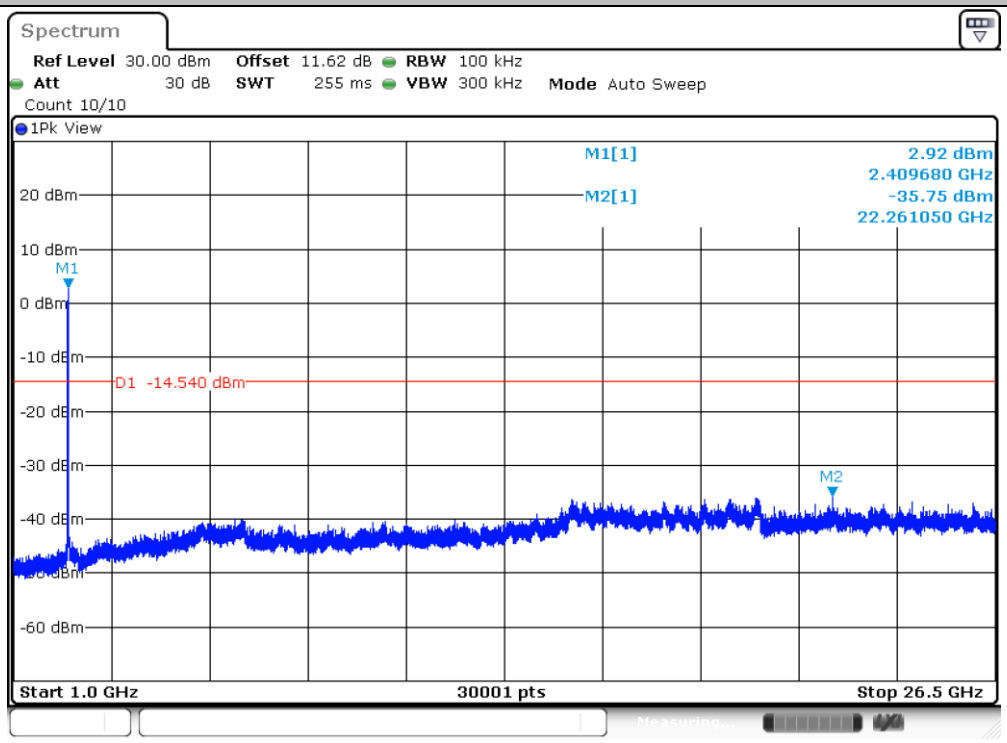

Date: 6.JAN.2025 20:18:45

11N20SISO_Ant1_2437_30~1000

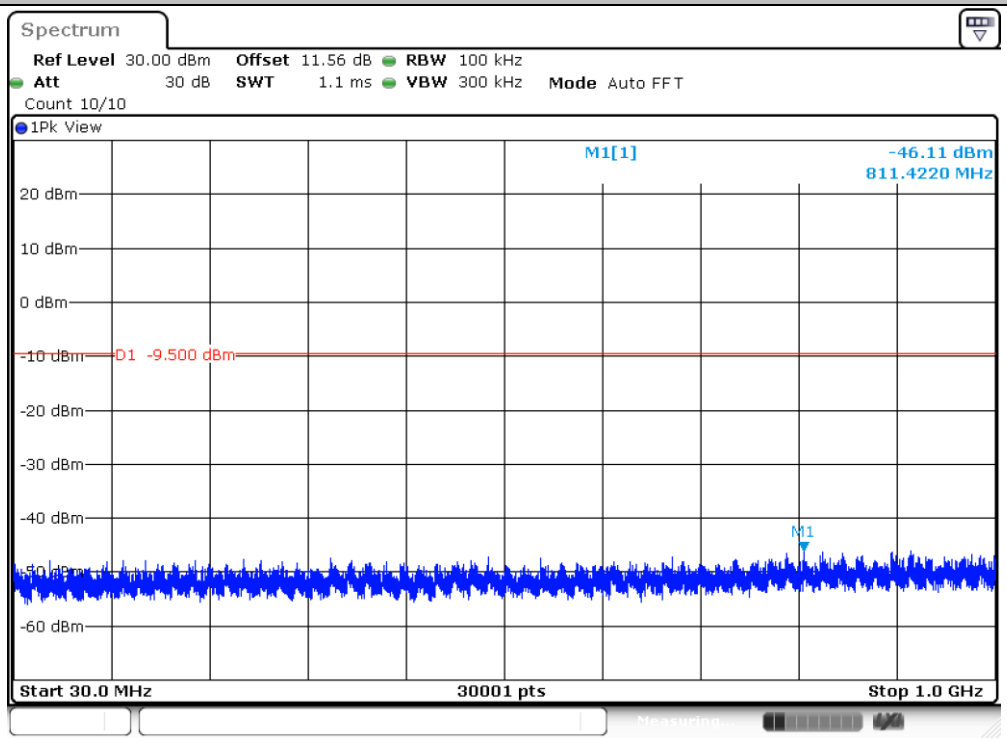

Date: 6.JAN.2025 20:20:06

11N20SISO_Ant1_2437_1000~26500

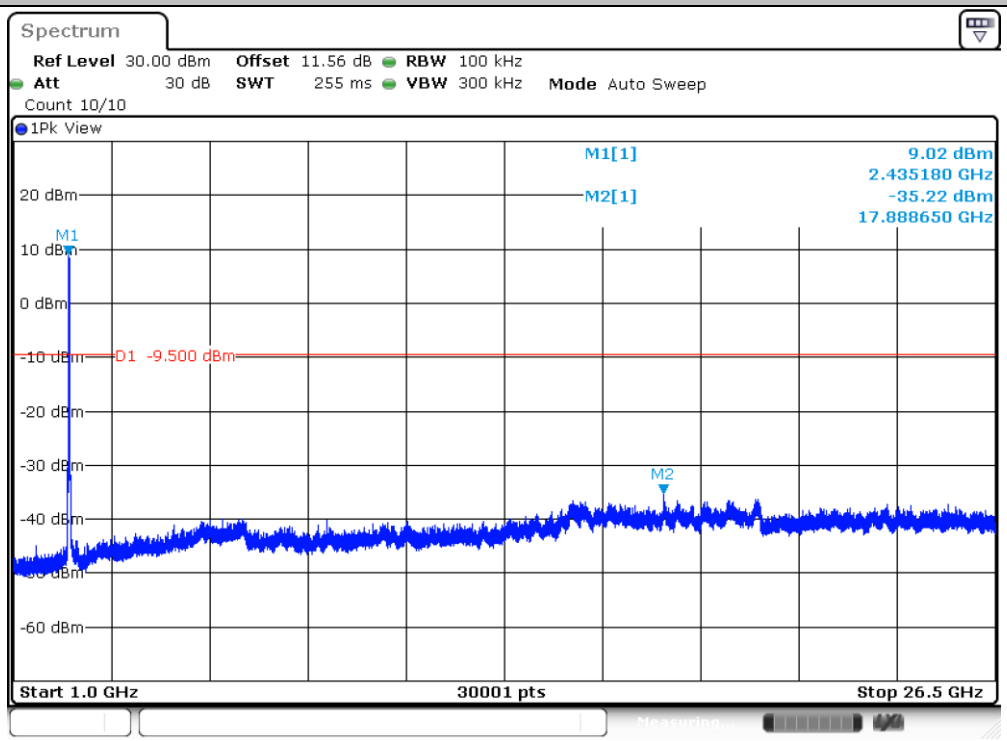

Date: 6.JAN.2025 20:22:25

11N20SISO_Ant1_2462_30~1000

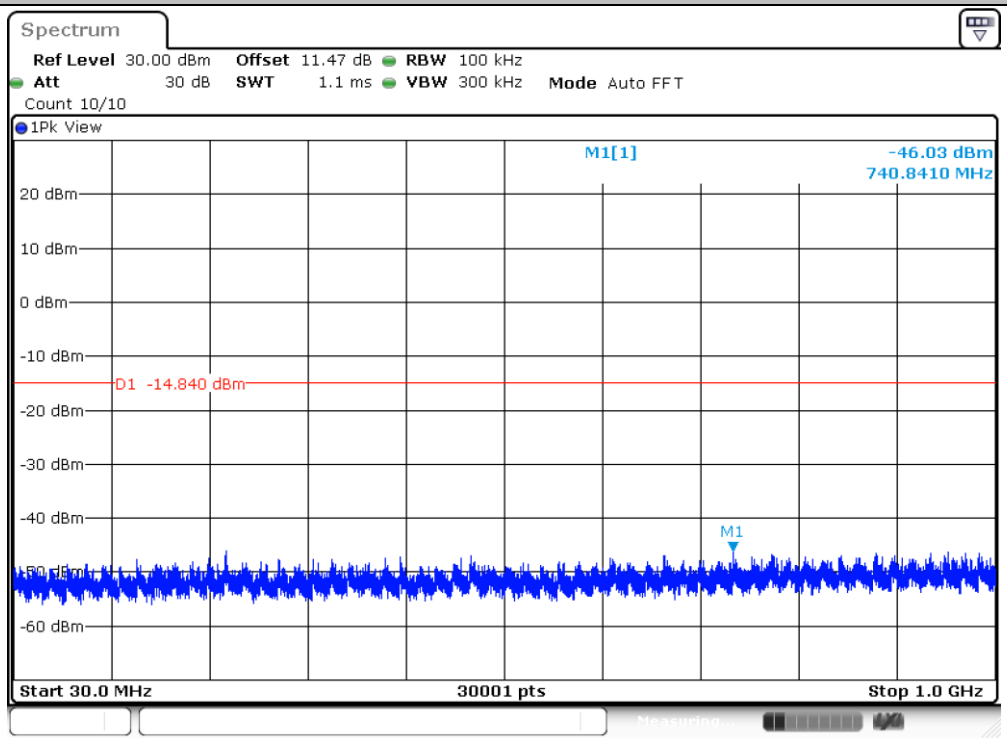

Date: 6.JAN.2025 20:24:03

11N20SISO_Ant1_2462_1000~26500

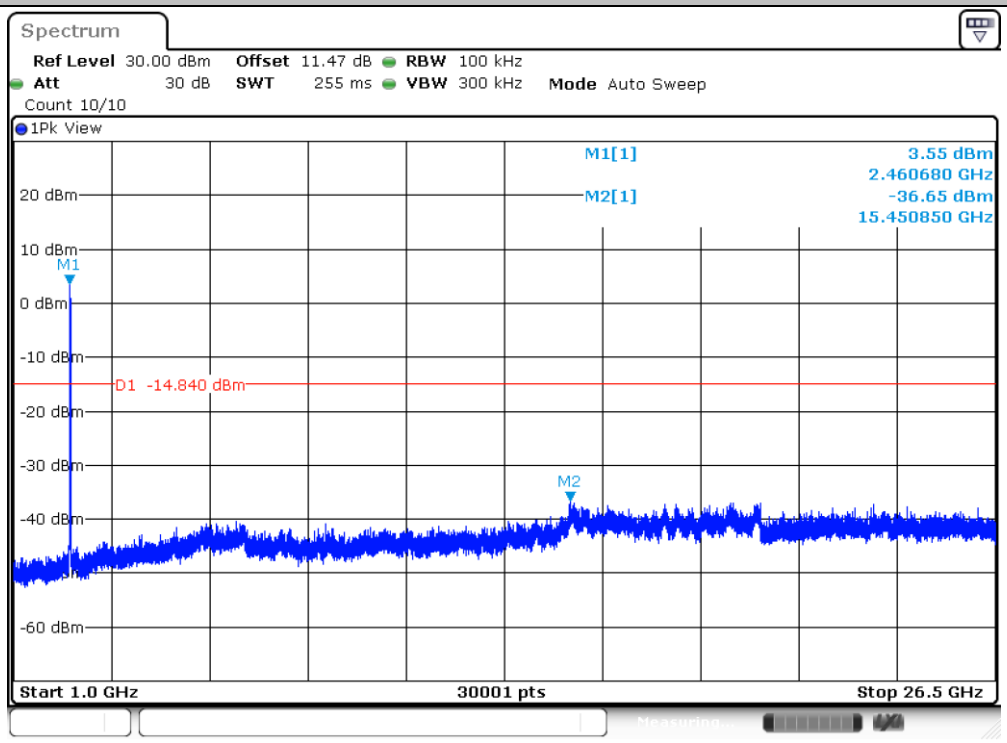

Date: 6.JAN.2025 20:24:34

11N40SISO_Ant1_2422_30~1000

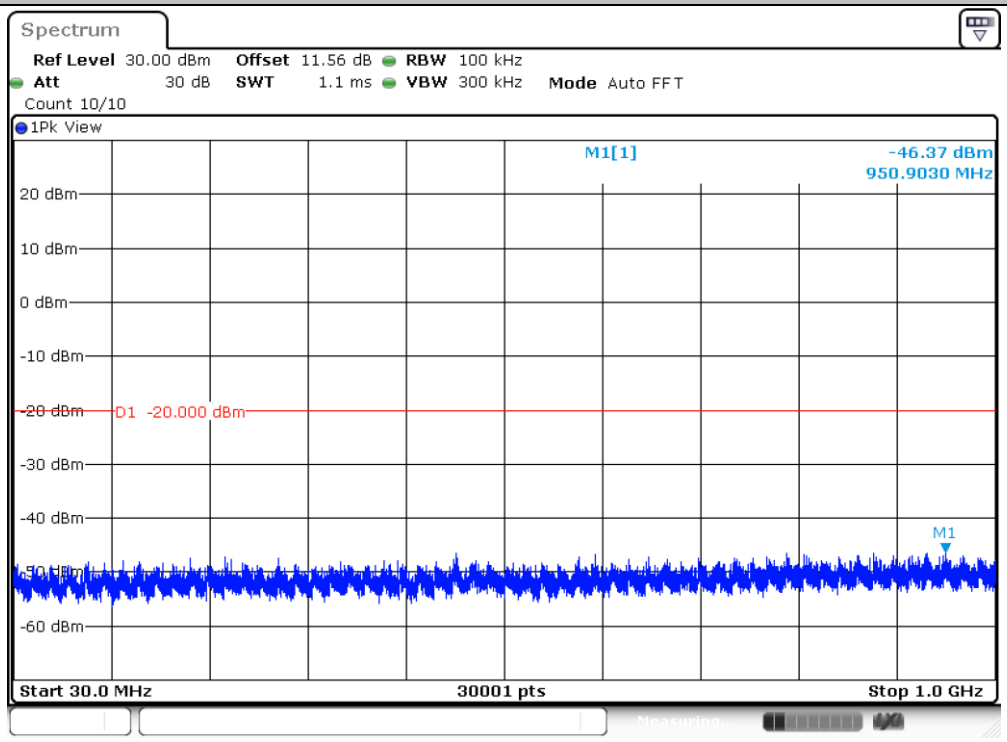

Date: 6.JAN.2025 20:26:14

11N40SISO_Ant1_2422_1000~26500

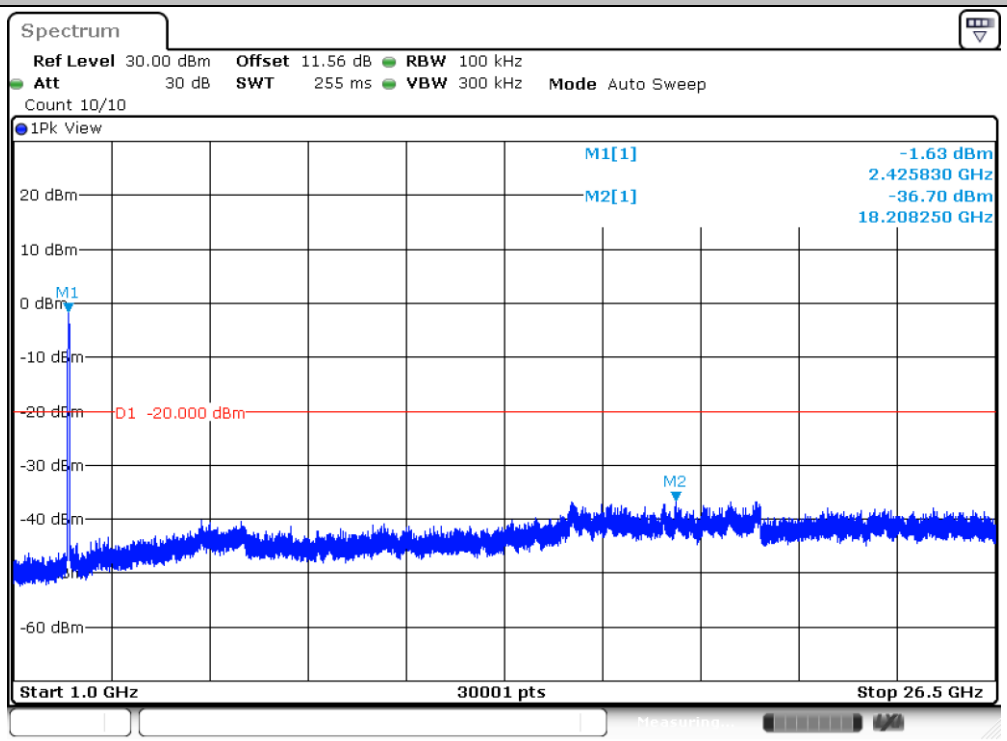

Date: 6.JAN.2025 20:26:41

11N40SISO_Ant1_2437_30~1000

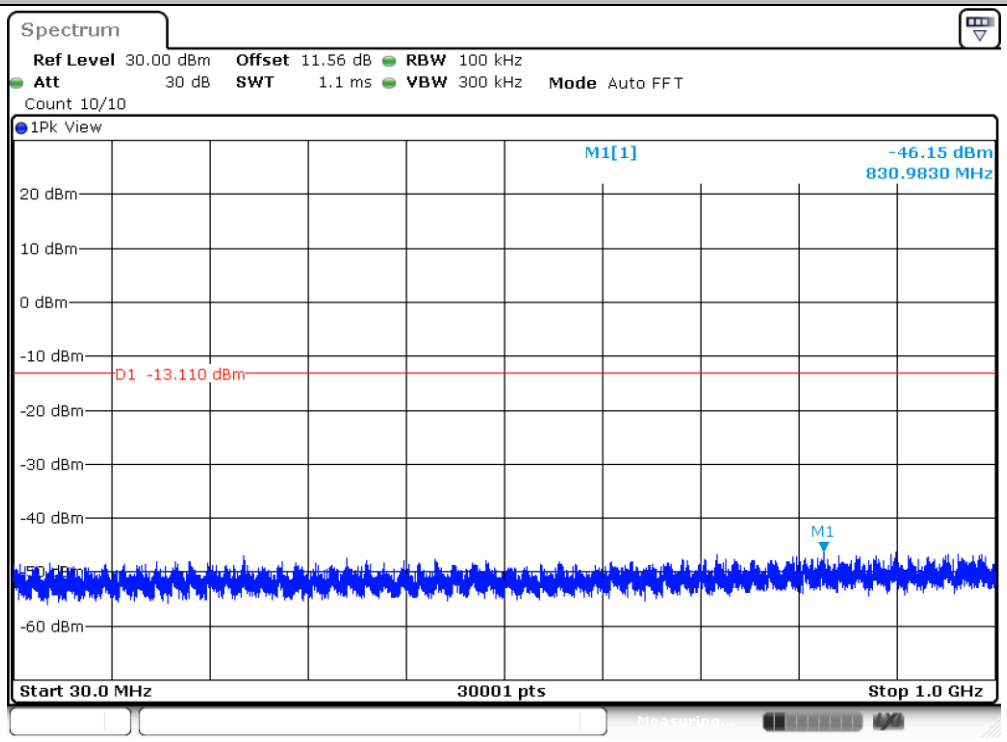

Date: 6.JAN.2025 20:28:02

11N40SISO_Ant1_2437_1000~26500

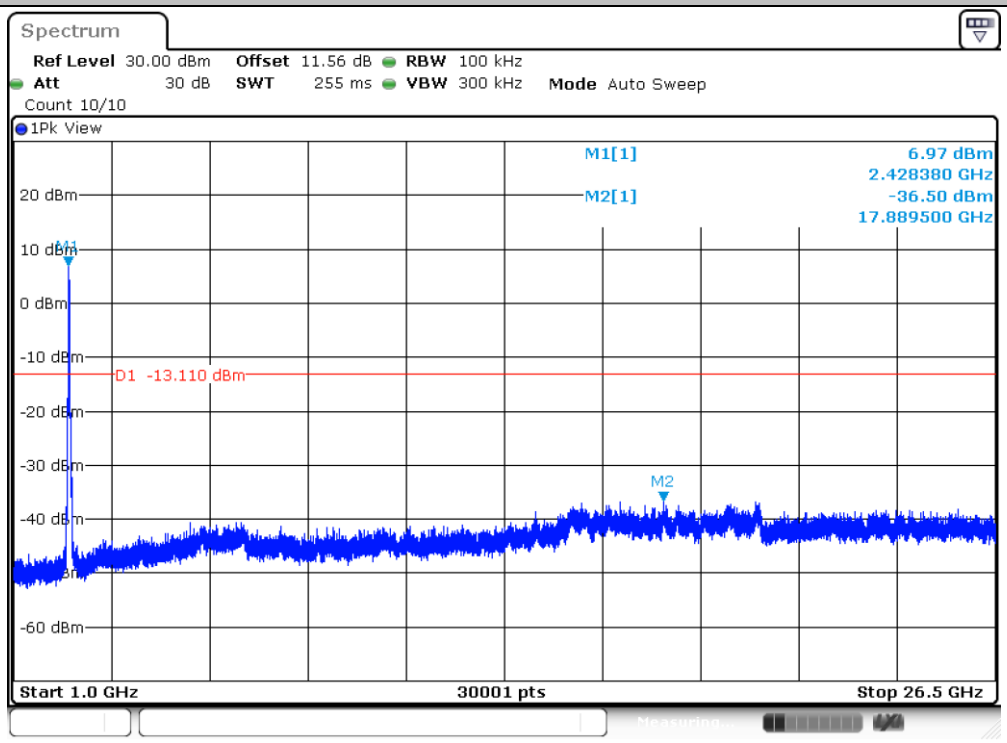

Date: 6.JAN.2025 20:28:27

11N40SISO_Ant1_2452_30~1000

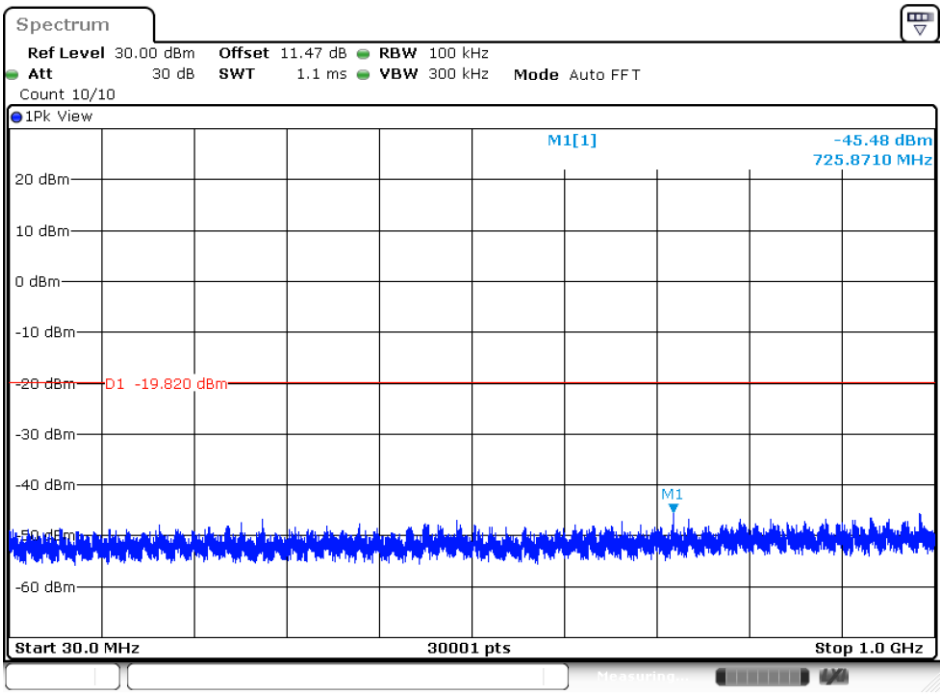

Date: 6.JAN.2025 20:29:52

11N40SISO_Ant1_2452_1000~26500

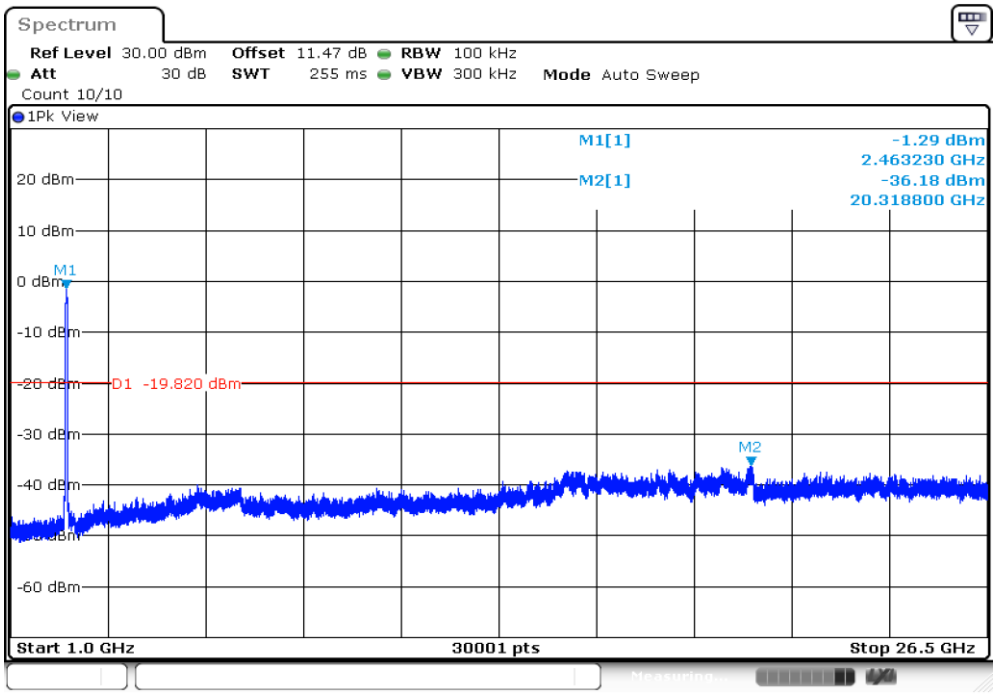

Date: 6.JAN.2025 20:31:24

Appendix B. AC Conducted Emission Test Results

Test Engineer :	Yuki Tang	**Temperature :**	22~24℃
		Relative Humidity :	44~50%
Test Voltage :	120Vac / 60Hz	**Phase :**	Line
Remark :	All emissions not reported here are more than 10 dB below the prescribed limit.		

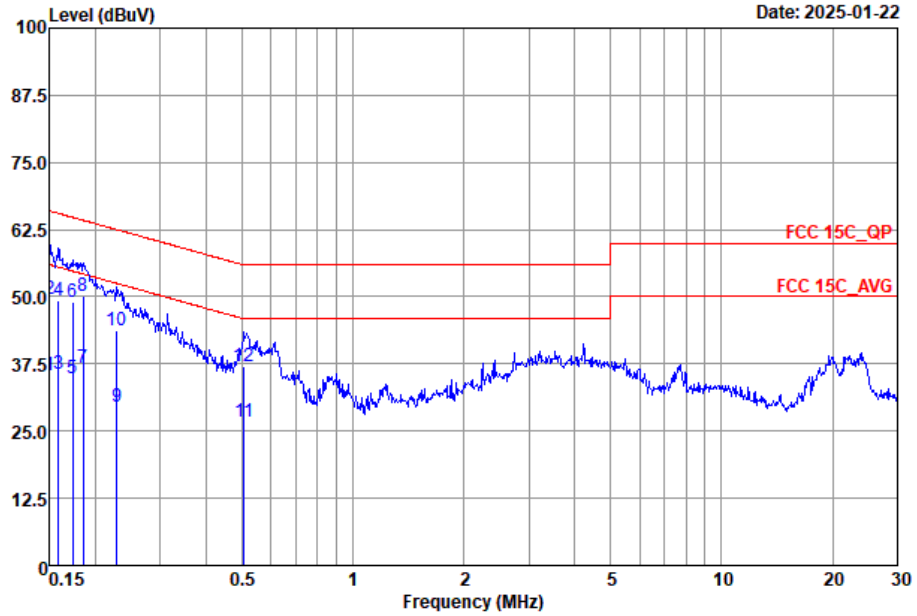

Site : CO02-SZ
Condition : FCC 15C_QP LISN_2024-L-1 LINE

		Freq	Level	Over Limit	Limit Line	Read Level	LISN Factor	Cable Loss	Remark
		MHz	dBuV	dB	dBuV	dBuV	dB	dB	
1		0.15	35.47	-20.53	56.00	15.79	9.67	10.01	Average
2		0.15	49.47	-16.53	66.00	29.79	9.67	10.01	QP
3		0.16	35.78	-19.74	55.52	16.10	9.67	10.01	Average
4		0.16	49.18	-16.34	65.52	29.50	9.67	10.01	QP
5		0.17	34.89	-19.88	54.77	15.20	9.68	10.01	Average
6		0.17	48.99	-15.78	64.77	29.30	9.68	10.01	QP
7		0.19	36.69	-17.55	54.24	16.99	9.68	10.02	Average
8	*	0.19	50.09	-14.15	64.24	30.39	9.68	10.02	QP
9		0.23	29.52	-22.96	52.48	9.80	9.69	10.03	Average
10		0.23	43.82	-18.66	62.48	24.10	9.69	10.03	QP
11		0.51	26.83	-19.17	46.00	7.10	9.62	10.11	Average
12		0.51	37.03	-18.97	56.00	17.30	9.62	10.11	QP

Test Engineer :	Yuki Tang	**Temperature :**	22~24℃
		Relative Humidity :	44~50%
Test Voltage :	120Vac / 60Hz	**Phase :**	Neutral
Remark :	All emissions not reported here are more than 10 dB below the prescribed limit.		

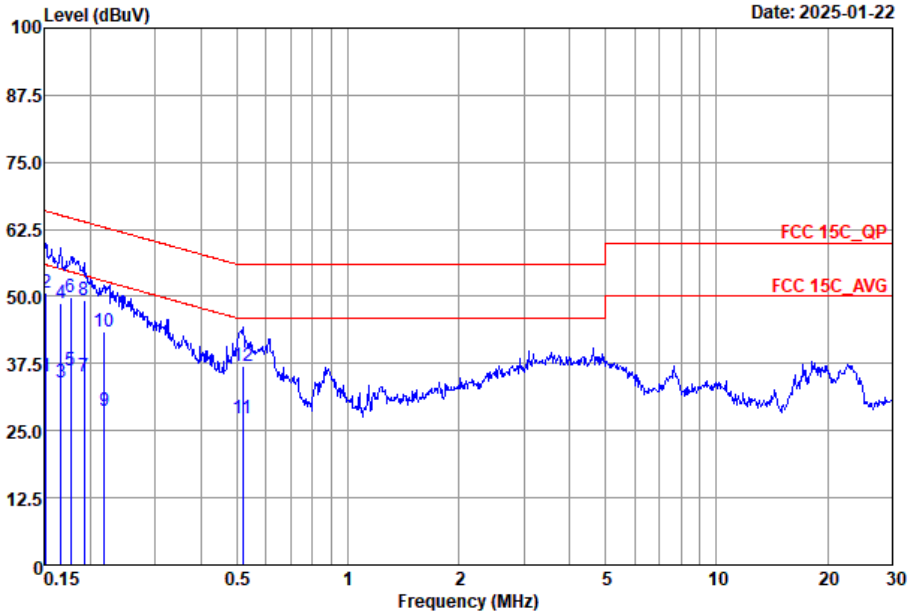

Site : CO02-SZ
Condition : FCC 15C_QP LISN_2024-N-1 NEUTRAL

	Freq	Level	Over Limit	Limit Line	Read Level	LISN Factor	Cable Loss	Remark
	MHz	dBuV	dB	dBuV	dBuV	dB	dB	
1	0.15	35.14	-20.77	55.91	15.39	9.74	10.01	Average
2	0.15	50.74	-15.17	65.91	30.99	9.74	10.01	QP
3	0.17	34.03	-21.09	55.12	14.30	9.72	10.01	Average
4	0.17	48.73	-16.39	65.12	29.00	9.72	10.01	QP
5	0.18	36.22	-18.42	54.64	16.50	9.71	10.01	Average
6	0.18	49.72	-14.92	64.64	30.00	9.71	10.01	QP
7	0.19	35.11	-18.82	53.93	15.39	9.70	10.02	Average
8 *	0.19	49.41	-14.52	63.93	29.69	9.70	10.02	QP
9	0.22	28.71	-24.17	52.88	8.99	9.69	10.03	Average
10	0.22	43.51	-19.37	62.88	23.79	9.69	10.03	QP
11	0.52	27.40	-18.60	46.00	7.60	9.69	10.11	Average
12	0.52	37.10	-18.90	56.00	17.30	9.69	10.11	QP

Note:

1. Level(dBμV) = Read Level(dBμV) + LISN Factor(dB) + Cable Loss(dB)
2. Over Limit(dB) = Level(dBμV) – Limit Line(dBμV)

Appendix C Radiated Spurious Emission Test Data

Test Engineer :	HuaCong Liang	**Relative Humidity :**	48~49%
		Temperature :	24-25℃

Radiated Spurious Emission Test Modes

Mode	Band (MHz)	Antenna	Modulation	Channel	Frequency	Data Rate	RU	Remark
Mode 1	2400-2483.5	SISO	802.11b	01	2412	1Mbps	-	-
Mode 2	2400-2483.5	SISO	802.11b	06	2437	1Mbps	-	-
Mode 3	2400-2483.5	SISO	802.11b	11	2462	1Mbps	-	-
Mode 4	2400-2483.5	SISO	802.11g	01	2412	6Mbps	-	-
Mode 5	2400-2483.5	SISO	802.11g	06	2437	6Mbps	-	-
Mode 6	2400-2483.5	SISO	802.11g	11	2462	6Mbps	-	-
Mode 7	2400-2483.5	SISO	802.11n HT20	01	2412	MCS0	-	-
Mode 8	2400-2483.5	SISO	802.11n HT20	06	2437	MCS0	-	-
Mode 9	2400-2483.5	SISO	802.11n HT20	11	2462	MCS0	-	-
Mode 10	2400-2483.5	SISO	802.11n HT40	03	2422	MCS0	-	-
Mode 11	2400-2483.5	SISO	802.11n HT40	09	2452	MCS0	-	-
Mode 12	2400-2483.5	SISO	802.11g	01	2412	6Mbps	LF	-
Mode 13	2400-2483.5	SISO	802.11g	02	2417	6Mbps	-	-
Mode 14	2400-2483.5	SISO	802.11g	10	2457	6Mbps	-	-
Mode 15	2400-2483.5	SISO	802.11n HT20	2	2417	MCS0	-	-
Mode 16	2400-2483.5	SISO	802.11n HT20	10	2457	MCS0	-	-
Mode 17	2400-2483.5	SISO	802.11n HT40	06	2437	MCS0	-	-

Summary of each worse mode

Mode	Modulation	Ch.	Freq. (MHz)	Level (dBuV/m)	Limit (dBuV/m)	Margin (dB)	Pol.	Peak Avg.	Result	Remark
1	802.11b	01	2386.96	48.54	54	-5.46	H	AVERAGE	Pass	Band Edge
1	802.11b	01	4824.00	47.39	54.00	-6.61	V	Average	Pass	Harmonic
2	802.11b	06	-	-	-	-	-	-	-	Band Edge
2	802.11b	06	4874.00	47.13	54.00	-6.87	H	Average	Pass	Harmonic
3	802.11b	11	2486.852	50.82	54	-3.18	H	AVERAGE	Pass	Band Edge
3	802.11b	11	4924.00	46.91	54.00	-7.09	H	Average	Pass	Harmonic
4	802.11g	01	2389.95	50.88	54.00	-3.12	H	AVERAGE	Pass	Band Edge
4	802.11g	01	4824.00	35.31	54.00	-18.69	V	Average	Pass	Harmonic
5	802.11g	06	-	-	-	-	-	-	-	Band Edge
5	802.11g	06	4874.00	38.06	54.00	-15.94	V	Average	Pass	Harmonic
6	802.11g	11	2483.51	50.42	54.00	-3.58	H	AVERAGE	Pass	Band Edge
6	802.11g	11	4924.00	36.40	54.00	-17.60	V	Average	Pass	Harmonic
7	802.11n HT20	01	2389.82	50.28	54.00	-3.72	H	AVERAGE	Pass	Band Edge
7	802.11n HT20	01	4824.00	35.05	54.00	-18.95	V	Average	Pass	Harmonic
8	802.11n HT20	06	-	-	-	-	-	-	-	Band Edge
8	802.11n HT20	06	4874.00	36.77	54.00	-17.23	V	Average	Pass	Harmonic
9	802.11n HT20	11	2483.51	50.64	54.00	-3.36	H	AVERAGE	Pass	Band Edge
9	802.11n HT20	11	7386.00	43.51	74.00	-30.49	V	Peak	Pass	Harmonic
10	802.11n HT40	03	2389.97	50.83	54.00	-3.17	H	AVERAGE	Pass	Band Edge
10	802.11n HT40	03	-	-	-	-	-	-	-	Harmonic
11	802.11n HT40	09	2484.74	49.55	54.00	-4.45	H	AVERAGE	Pass	Band Edge
11	802.11n HT40	09	-	-	-	-	-	-	-	Harmonic
12	802.11n HT40	03	33.88	24.98	40.00	-15.02	V	Peak	Pass	LF
13	802.11g	02	2389.82	49.97	54.00	-4.03	H	AVERAGE	Pass	Band Edge
13	802.11g	02	-	-	-	-	-	-	-	Harmonic
14	802.11g	10	2483.62	48.68	54.00	-5.32	H	AVERAGE	Pass	Band Edge
14	802.11g	10	-	-	-	-	-	-	-	Harmonic
15	802.11n HT20	2	2388.78	48.26	54.00	-5.74	H	AVERAGE	Pass	Band Edge
15	802.11n HT20	2	-	-	-	-	-	-	-	Harmonic
16	802.11n HT20	10	2483.83	48.46	54.00	-5.54	H	AVERAGE	Pass	Band Edge
16	802.11n HT20	10	-	-	-	-	-	-	-	Harmonic
17	802.11n HT40	06	2389.88	50.31	54.00	-3.69	H	AVERAGE	Pass	Band Edge
17	802.11n HT40	06	-	-	-	-	-	-	-	Harmonic

Mode	1	
	Band Edge	
	2400-2483.5_802.11b_CH01_2412MHz	
ANT	SISO	
Pol.	Horizontal	Fundamental
Peak	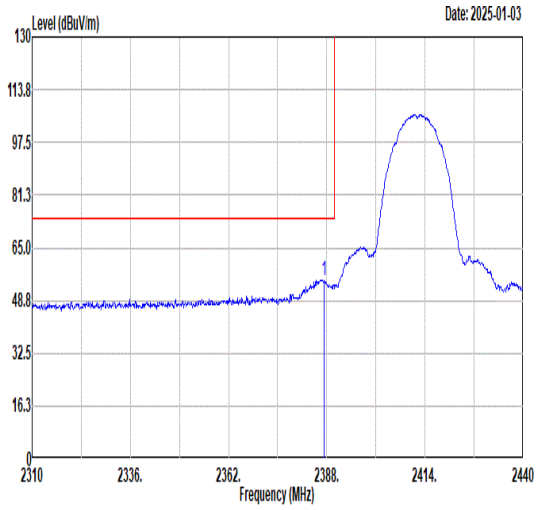 Freq Level Limit Line Margin Read Level Ant Factor Cable Loss Preamp Factor APos TPos Remark MHz dBuV/m dBuV/m dB dBuV dB/m dB dB cm deg 1 2387.22 55.11 74.00 -18.89 53.60 30.43 4.79 33.71 122 68 PEAK	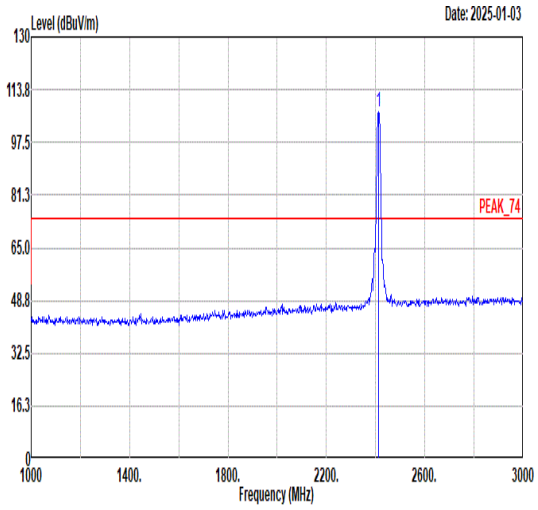 Freq Level Limit Line Margin Read Level Ant Factor Cable Loss Preamp Factor APos TPos Remark MHz dBuV/m dBuV/m dB dBuV dB/m dB dB cm deg 1 2412.00 106.92 ------ ------ 105.31 30.45 4.82 33.66 122 68 PEAK
Avg	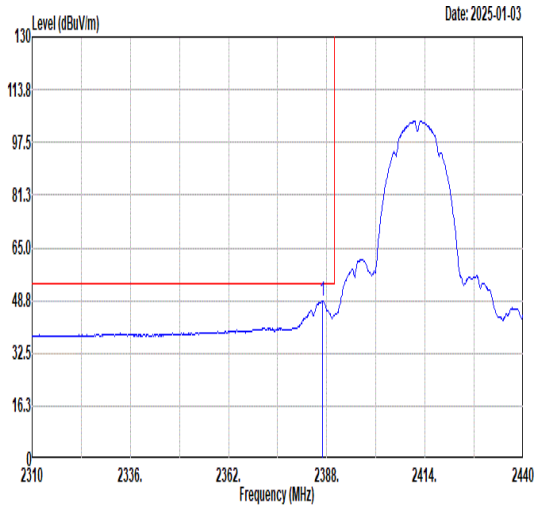 Freq Level Limit Line Margin Read Level Ant Factor Cable Loss Preamp Factor APos TPos Remark MHz dBuV/m dBuV/m dB dBuV dB/m dB dB cm deg 1 2386.96 48.54 54.00 -5.46 47.03 30.43 4.79 33.71 122 68 AVERAGE	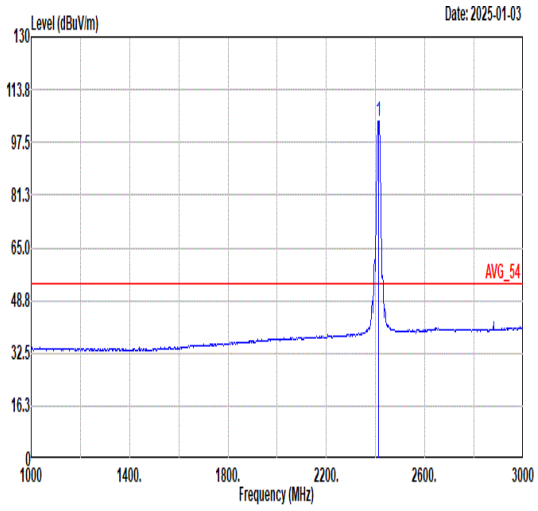 Freq Level Limit Line Margin Read Level Ant Factor Cable Loss Preamp Factor APos TPos Remark MHz dBuV/m dBuV/m dB dBuV dB/m dB dB cm deg 1 2412.00 104.05 ------ ------ 102.44 30.45 4.82 33.66 122 68 AVERAGE

Mode	1	
	Band Edge	
	2400-2483.5_802.11b_CH01_2412MHz	
ANT	SISO	
Pol.	Vertical	Fundamental
Peak	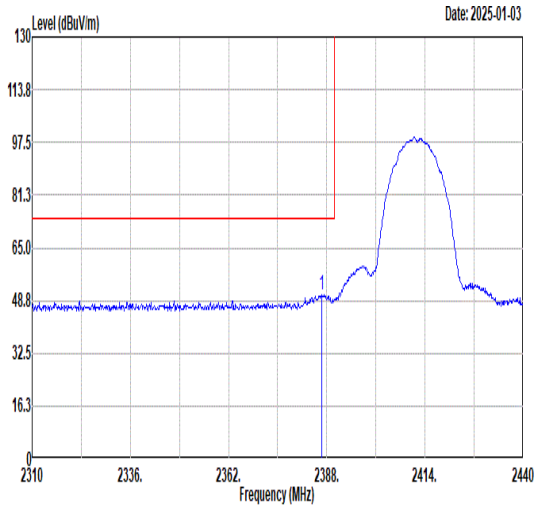 Freq Level Limit Line Margin Read Level Ant Factor Cable Loss Preamp Factor APos TPos Remark MHz dBuV/m dBuV/m dB dBuV dB/m dB dB cm deg 1 2386.57 50.48 74.00 -23.52 48.97 30.43 4.79 33.71 396 360 PEAK	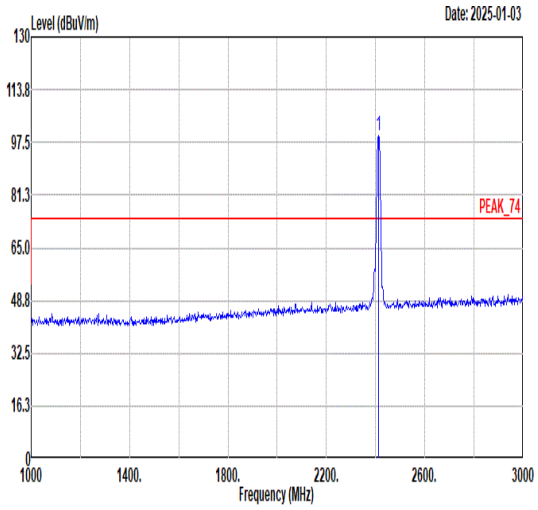 Freq Level Limit Line Margin Read Level Ant Factor Cable Loss Preamp Factor APos TPos Remark MHz dBuV/m dBuV/m dB dBuV dB/m dB dB cm deg 1 2412.00 99.61 ------ ------ 98.00 30.45 4.82 33.66 396 360 PEAK
Avg	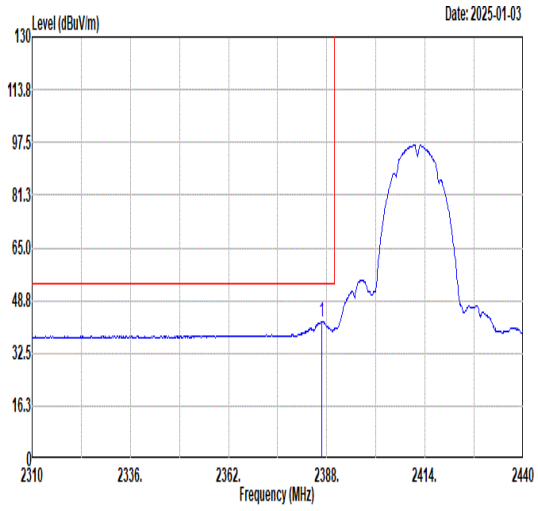 Freq Level Limit Line Margin Read Level Ant Factor Cable Loss Preamp Factor APos TPos Remark MHz dBuV/m dBuV/m dB dBuV dB/m dB dB cm deg 1 2386.57 42.29 54.00 -11.71 40.78 30.43 4.79 33.71 396 360 AVERAGE	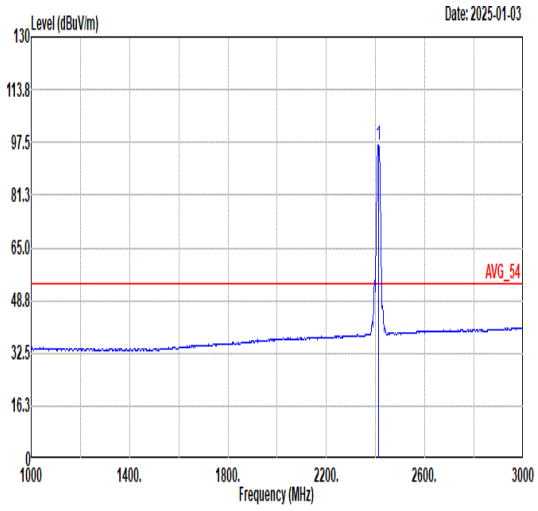 Freq Level Limit Line Margin Read Level Ant Factor Cable Loss Preamp Factor APos TPos Remark MHz dBuV/m dBuV/m dB dBuV dB/m dB dB cm deg 1 2412.00 96.82 ------ ------ 95.21 30.45 4.82 33.66 396 360 AVERAGE

Mode	1	
	Harmonic	
	2400-2483.5_802.11b_CH01_2412MHz	
ANT	SISO	
Pol.	Horizontal	Vertical
Peak Avg	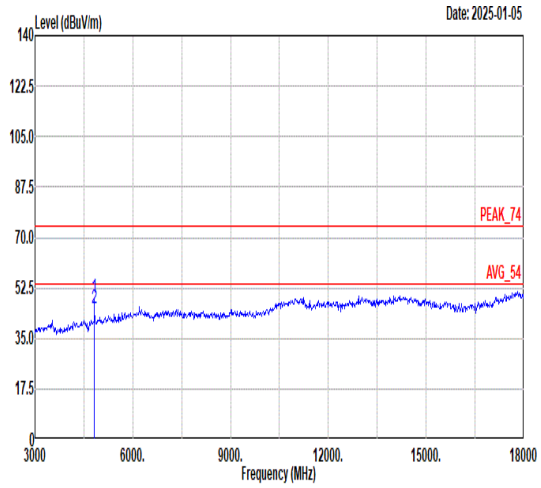 Freq Level Limit Line Margin Read Level Ant Factor Cable Loss Preamp Factor APos TPos Remark MHz dBuV/m dBuV/m dB dBuV dB/m dB dB cm deg 1 4824.00 49.04 74.00 -24.96 72.69 33.83 7.75 65.23 330 122 Peak 2 4824.00 45.40 54.00 -8.60 69.05 33.83 7.75 65.23 330 122 Average	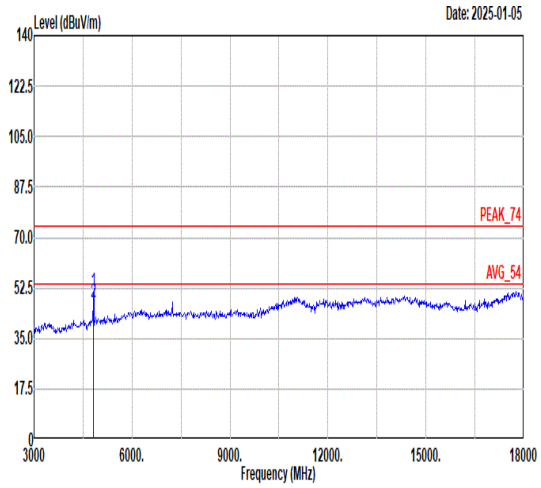 Freq Level Limit Line Margin Read Level Ant Factor Cable Loss Preamp Factor APos TPos Remark MHz dBuV/m dBuV/m dB dBuV dB/m dB dB cm deg 1 4824.00 51.04 74.00 -22.96 74.69 33.83 7.75 65.23 100 88 Peak 2 4824.00 47.39 54.00 -6.61 71.04 33.83 7.75 65.23 100 88 Average

Mode	2	
	Harmonic	
	2400-2483.5_802.11b_CH06_2437MHz	
ANT	SISO	
Pol.	Horizontal	Vertical
Peak Avg	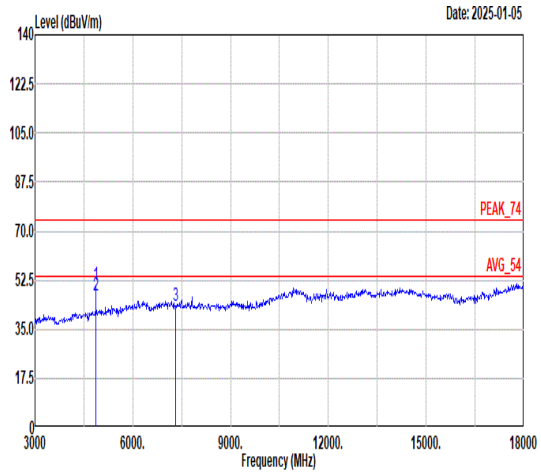 Freq Level Limit Line Margin Read Level Ant Factor Cable Loss Preamp Factor APos TPos Remark MHz dBuV/m dBuV/m dB dBuV dB/m dB dB cm deg 1 4874.00 50.95 74.00 -23.05 74.58 33.85 7.77 65.25 312 124 Peak 2 4874.00 47.13 54.00 -6.87 70.76 33.85 7.77 65.25 312 124 Average 3 7311.00 43.48 74.00 -30.52 62.90 36.30 8.93 64.65 -- -- Peak	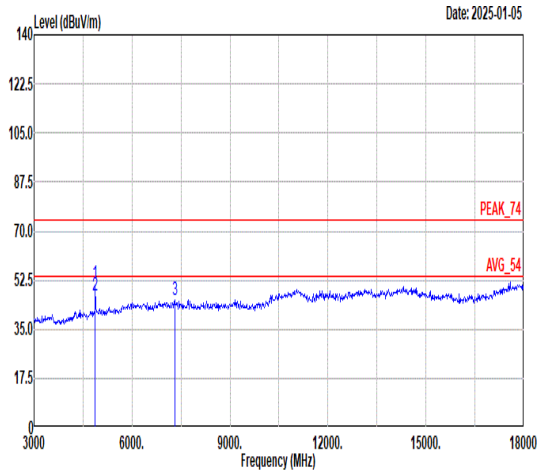 Freq Level Limit Line Margin Read Level Ant Factor Cable Loss Preamp Factor APos TPos Remark MHz dBuV/m dBuV/m dB dBuV dB/m dB dB cm deg 1 4874.00 51.04 74.00 -22.96 74.67 33.85 7.77 65.25 100 70 Peak 2 4874.00 46.88 54.00 -7.12 70.51 33.85 7.77 65.25 100 70 Average 3 7311.00 45.51 74.00 -28.49 64.93 36.30 8.93 64.65 -- -- Peak

Mode	3	
	Band Edge	
	2400-2483.5_802.11b_CH11_2462MHz	
ANT	SISO	
Pol.	Horizontal	Fundamental
Peak	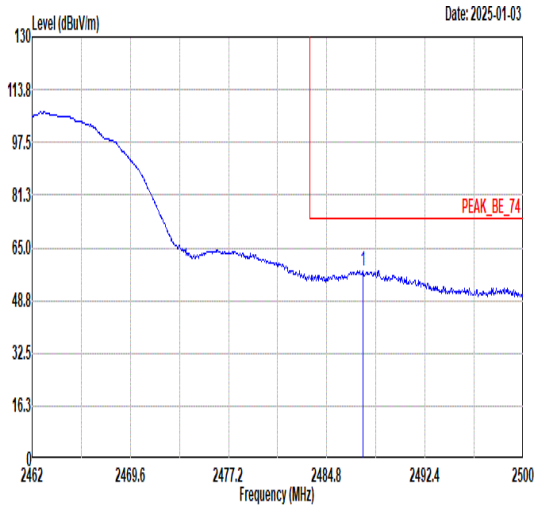 Freq Level Limit Line Margin Read Level Ant Factor Cable Loss Preamp Factor APos TPos Remark MHz dBuV/m dBuV/m dB dBuV dB/m dB dB cm deg 1 2487.57 58.11 74.00 -15.89 56.22 30.49 4.93 33.53 335 89 PEAK	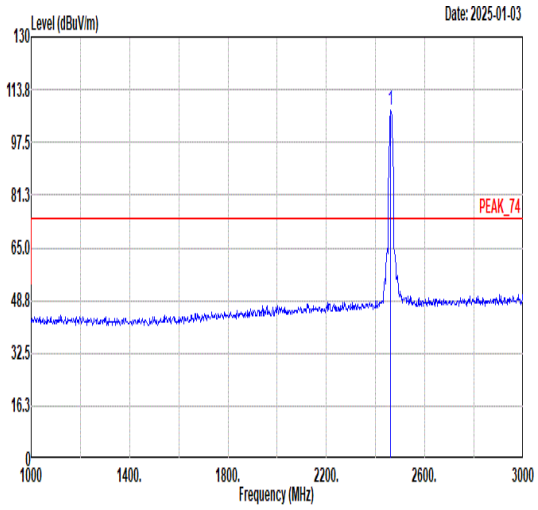 Freq Level Limit Line Margin Read Level Ant Factor Cable Loss Preamp Factor APos TPos Remark MHz dBuV/m dBuV/m dB dBuV dB/m dB dB cm deg 1 2462.00 107.33 ------ ------ 105.53 30.48 4.89 33.57 335 89 PEAK
Avg	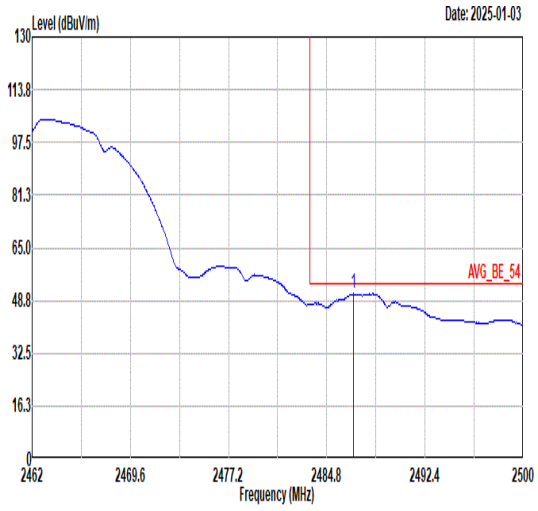 Freq Level Limit Line Margin Read Level Ant Factor Cable Loss Preamp Factor APos TPos Remark MHz dBuV/m dBuV/m dB dBuV dB/m dB dB cm deg 1 2486.85 50.82 54.00 -3.18 48.94 30.49 4.92 33.53 335 89 AVERAGE	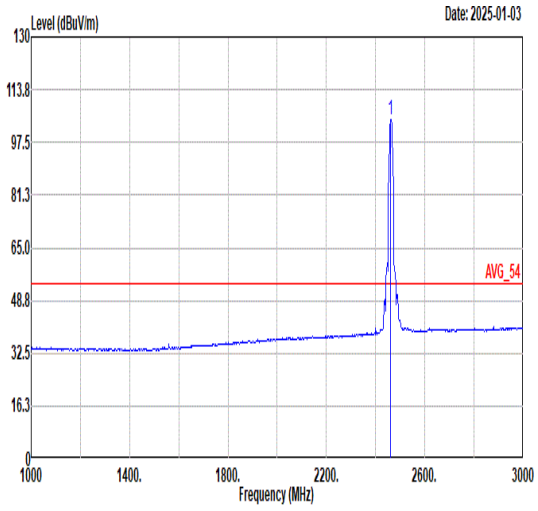 Freq Level Limit Line Margin Read Level Ant Factor Cable Loss Preamp Factor APos TPos Remark MHz dBuV/m dBuV/m dB dBuV dB/m dB dB cm deg 1 2462.00 104.61 ------ ------ 102.81 30.48 4.89 33.57 335 89 AVERAGE

Mode	3	
	Band Edge	
	2400-2483.5_802.11b_CH11_2462MHz	
ANT	SISO	
Pol.	Vertical	Fundamental
Peak	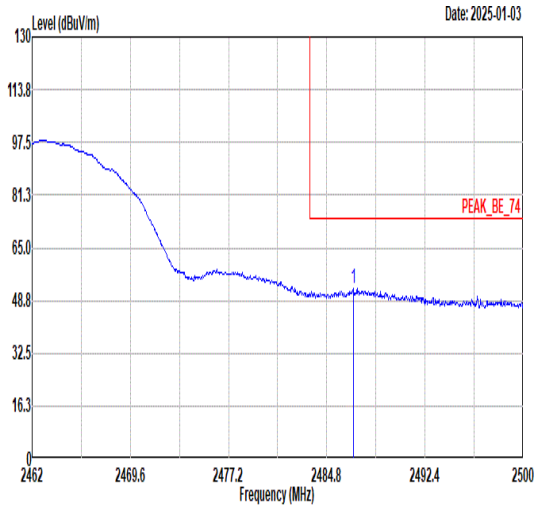 Freq Level Limit Line Margin Read Level Ant Factor Cable Loss Preamp Factor APos TPos Remark 1 2486.89 52.37 74.00 -21.63 50.49 30.49 4.92 33.53 327 360 PEAK	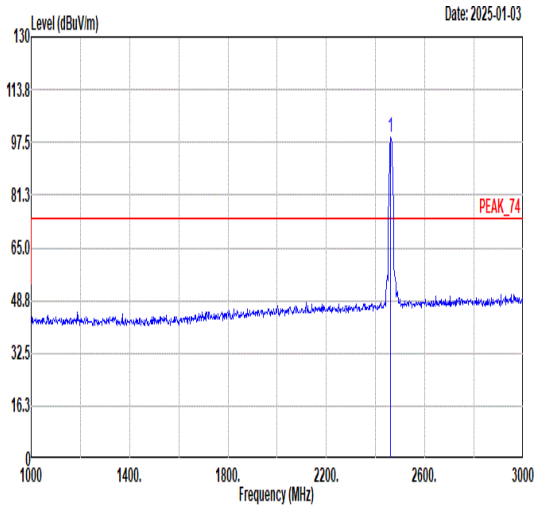 Freq Level Limit Line Margin Read Level Ant Factor Cable Loss Preamp Factor APos TPos Remark 1 2462.00 98.99 ------ ------ 97.19 30.48 4.89 33.57 327 360 PEAK
Avg	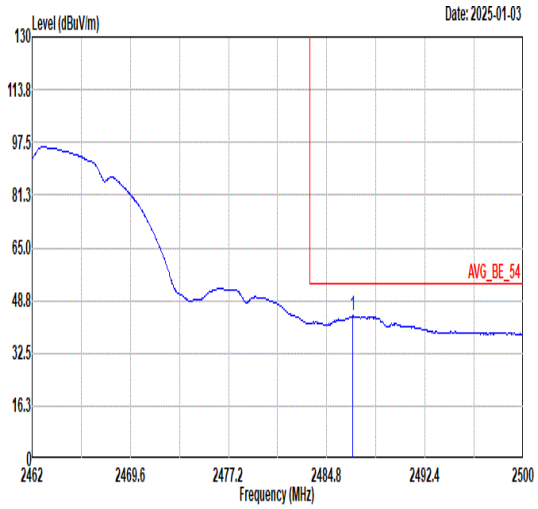 Freq Level Limit Line Margin Read Level Ant Factor Cable Loss Preamp Factor APos TPos Remark 1 2486.81 43.91 54.00 -10.09 42.03 30.49 4.92 33.53 327 360 AVERAGE	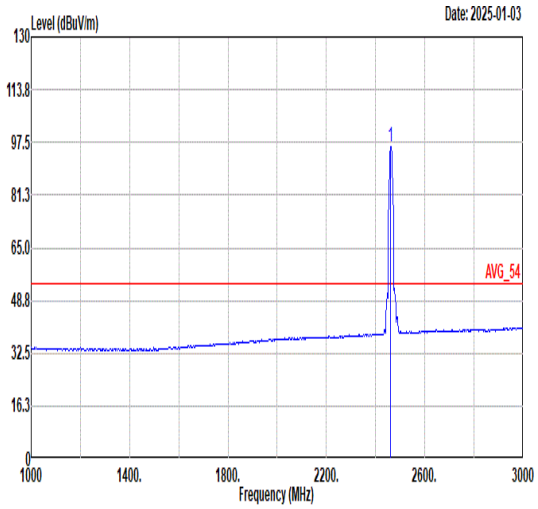 Freq Level Limit Line Margin Read Level Ant Factor Cable Loss Preamp Factor APos TPos Remark 1 2462.00 96.09 ------ ------ 94.29 30.48 4.89 33.57 327 360 AVERAGE

Mode	3	
	Harmonic	
	2400-2483.5_802.11b_CH11_2462MHz	
ANT	SISO	
Pol.	Horizontal	Vertical
Peak Avg	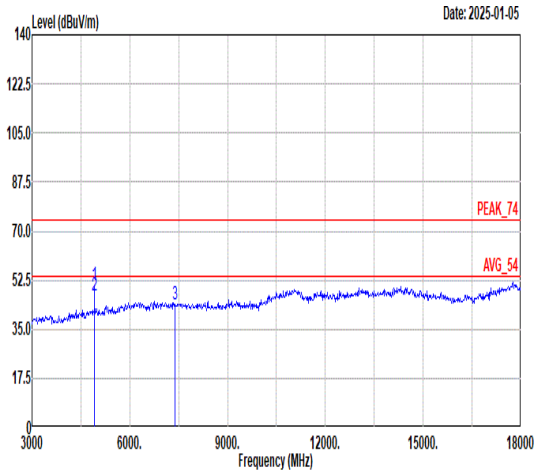 Freq Level Limit Line Margin Read Level Ant Factor Cable Loss Preamp Factor APos TPos Remark MHz dBuV/m dBuV/m dB dBuV dB/m dB dB cm deg 1 4924.00 50.67 74.00 -23.33 74.28 33.87 7.79 65.27 122 324 Peak 2 4924.00 46.91 54.00 -7.09 70.52 33.87 7.79 65.27 122 324 Average 3 7386.00 43.64 74.00 -30.36 62.76 36.30 9.17 64.59 -- -- Peak	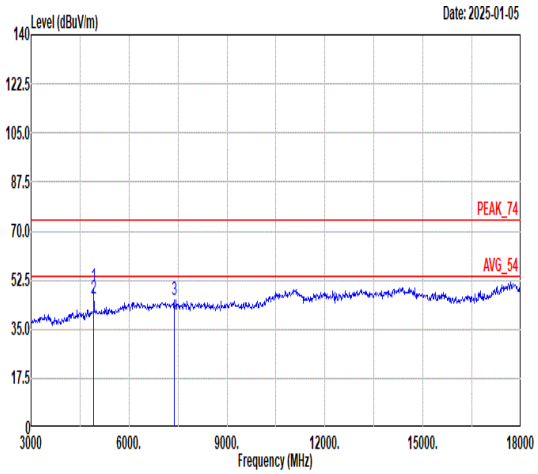 Freq Level Limit Line Margin Read Level Ant Factor Cable Loss Preamp Factor APos TPos Remark MHz dBuV/m dBuV/m dB dBuV dB/m dB dB cm deg 1 4924.00 50.39 74.00 -23.61 74.00 33.87 7.79 65.27 100 82 Peak 2 4924.00 46.13 54.00 -7.87 69.74 33.87 7.79 65.27 100 82 Average 3 7386.00 45.66 74.00 -28.34 64.78 36.30 9.17 64.59 -- -- Peak

Mode	4	
	Band Edge	
	2400-2483.5_802.11g_CH01_2412MHz	
ANT	SISO	
Pol.	Horizontal	Fundamental
Peak	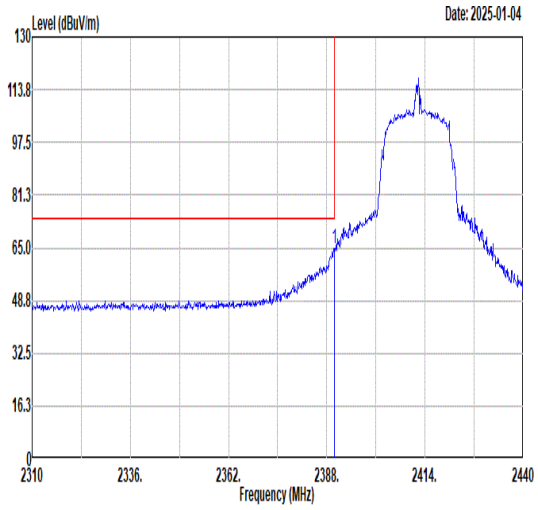 Freq Level Limit Line Margin Read Level Ant Factor Cable Loss Preamp Factor APos TPos Remark MHz dBuV/m dBuV/m dB dBuV dB/m dB dB cm deg 1 2389.95 64.74 74.00 -9.26 63.20 30.44 4.80 33.70 122 70 PEAK	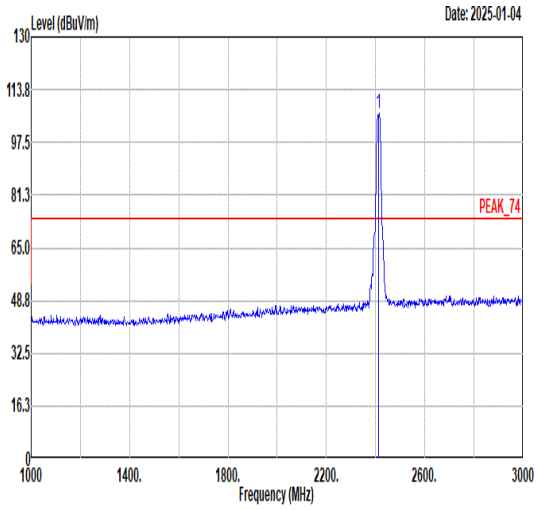 Freq Level Limit Line Margin Read Level Ant Factor Cable Loss Preamp Factor APos TPos Remark MHz dBuV/m dBuV/m dB dBuV dB/m dB dB cm deg 1 2412.00 106.54 ------ ------ 104.93 30.45 4.82 33.66 122 70 PEAK
Avg	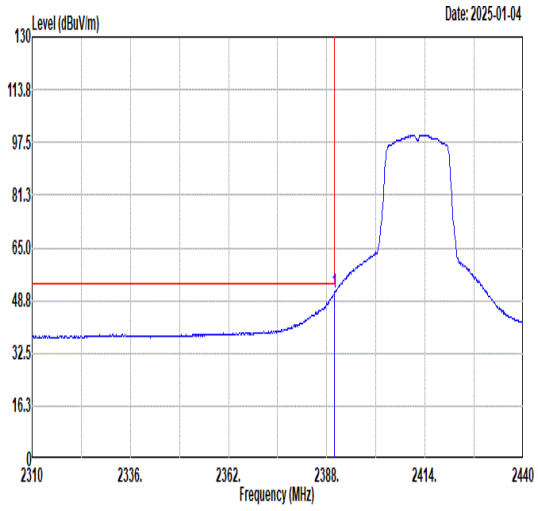 Freq Level Limit Line Margin Read Level Ant Factor Cable Loss Preamp Factor APos TPos Remark MHz dBuV/m dBuV/m dB dBuV dB/m dB dB cm deg 1 2389.95 50.88 54.00 -3.12 49.34 30.44 4.80 33.70 122 70 AVERAGE	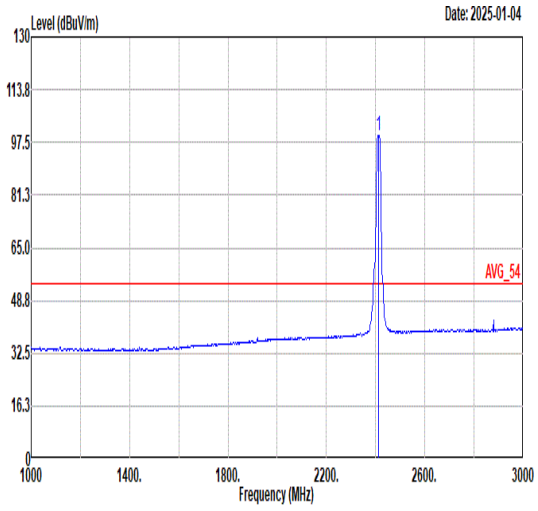 Freq Level Limit Line Margin Read Level Ant Factor Cable Loss Preamp Factor APos TPos Remark MHz dBuV/m dBuV/m dB dBuV dB/m dB dB cm deg 1 2412.00 99.48 ------ ------ 97.87 30.45 4.82 33.66 122 70 AVERAGE

Mode	4	
	Band Edge	
	2400-2483.5_802.11g_CH01_2412MHz	
ANT	SISO	
Pol.	Vertical	Fundamental
Peak	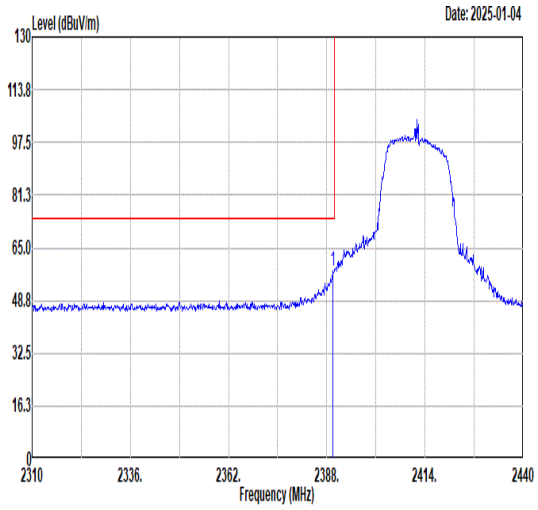 Freq Level Limit Line Margin Read Level Ant Factor Cable Loss Preamp Factor APos TPos Remark MHz dBuV/m dBuV/m dB dBuV dB/m dB dB cm deg 1 2389.69 57.98 74.00 -16.02 56.44 30.44 4.80 33.70 396 360 PEAK	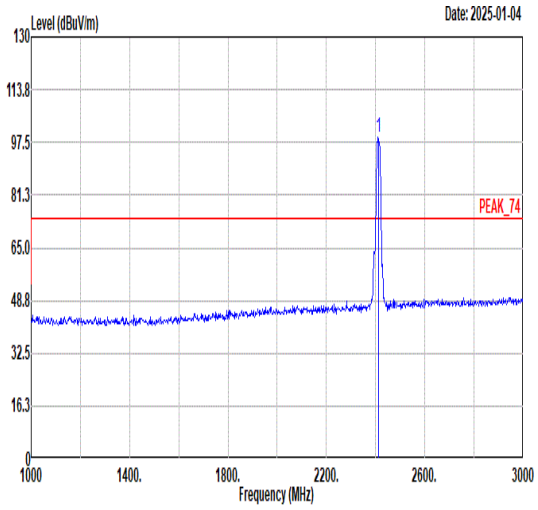 Freq Level Limit Line Margin Read Level Ant Factor Cable Loss Preamp Factor APos TPos Remark MHz dBuV/m dBuV/m dB dBuV dB/m dB dB cm deg 1 2412.00 98.86 ------ ------ 97.26 30.45 4.82 33.67 396 360 PEAK
Avg	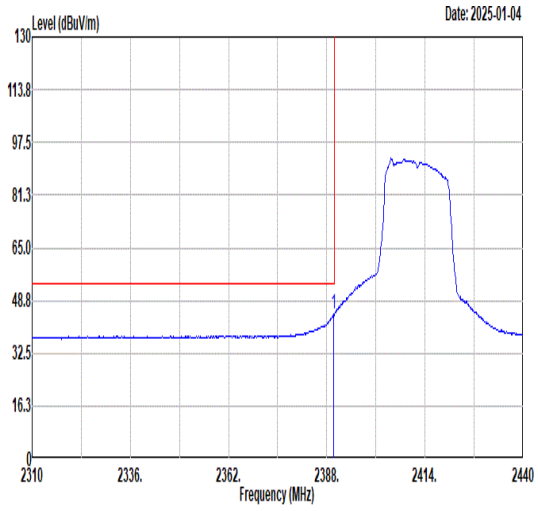 Freq Level Limit Line Margin Read Level Ant Factor Cable Loss Preamp Factor APos TPos Remark MHz dBuV/m dBuV/m dB dBuV dB/m dB dB cm deg 1 2389.82 44.82 54.00 -9.18 43.28 30.44 4.80 33.70 396 360 AVERAGE	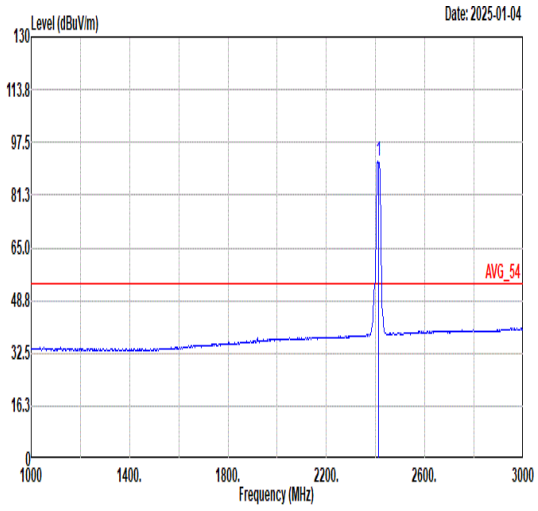 Freq Level Limit Line Margin Read Level Ant Factor Cable Loss Preamp Factor APos TPos Remark MHz dBuV/m dBuV/m dB dBuV dB/m dB dB cm deg 1 2412.00 91.59 ------ ------ 89.99 30.45 4.82 33.67 396 360 AVERAGE

Mode	4	
	Harmonic	
	2400-2483.5_802.11g_CH01_2412MHz	
ANT	SISO	
Pol.	Horizontal	Vertical
Peak Avg	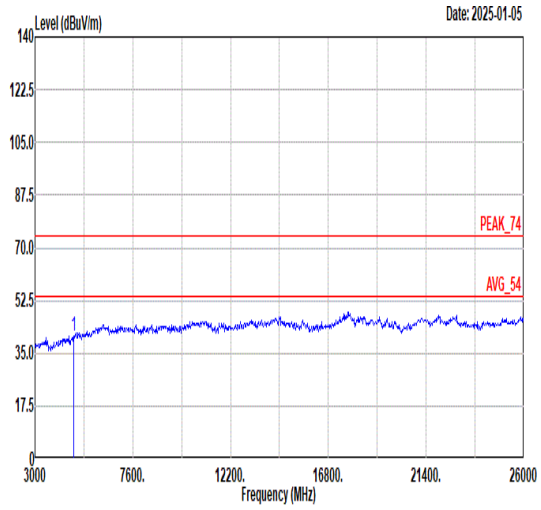 Freq Level Limit Line Margin Read Level Ant Factor Cable Loss Preamp Factor APos TPos Remark MHz dBuV/m dBuV/m dB dBuV dB/m dB dB cm deg 1 4824.00 40.88 74.00 -33.12 64.53 33.83 7.75 65.23 -- -- Peak	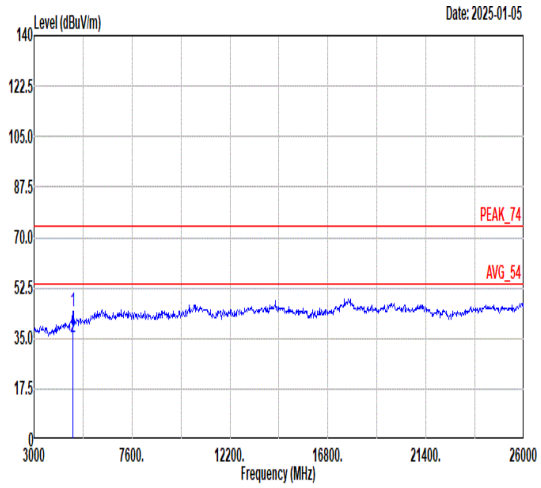 Freq Level Limit Line Margin Read Level Ant Factor Cable Loss Preamp Factor APos TPos Remark MHz dBuV/m dBuV/m dB dBuV dB/m dB dB cm deg 1 4824.00 44.20 74.00 -29.80 67.85 33.83 7.75 65.23 100 57 Peak 2 4824.00 35.31 54.00 -18.69 58.96 33.83 7.75 65.23 100 57 Average

Mode	5	
	Harmonic	
	2400-2483.5_802.11g_CH06_2437MHz	
ANT	SISO	
Pol.	Horizontal	Vertical
Peak Avg	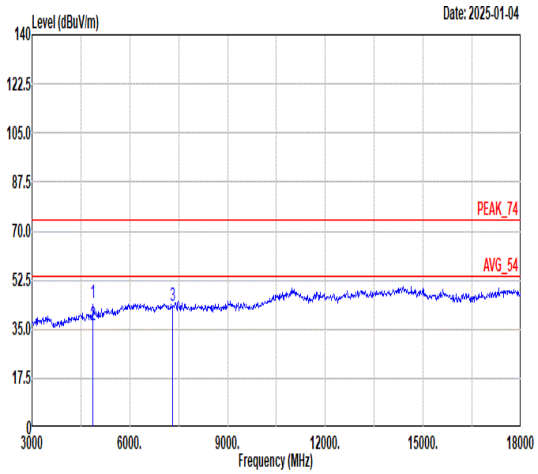 Freq Level Limit Line Margin Read Level Ant Factor Cable Loss Preamp Factor APos TPos Remark MHz dBuV/m dBuV/m dB dBuV dB/m dB dB cm deg 1 4874.00 44.25 74.00 -29.75 67.88 33.85 7.77 65.25 260 116 Peak 2 4874.00 36.47 54.00 -17.53 60.10 33.85 7.77 65.25 260 116 Average 3 7311.00 43.12 74.00 -30.88 62.54 36.30 8.93 64.65 -- -- Peak	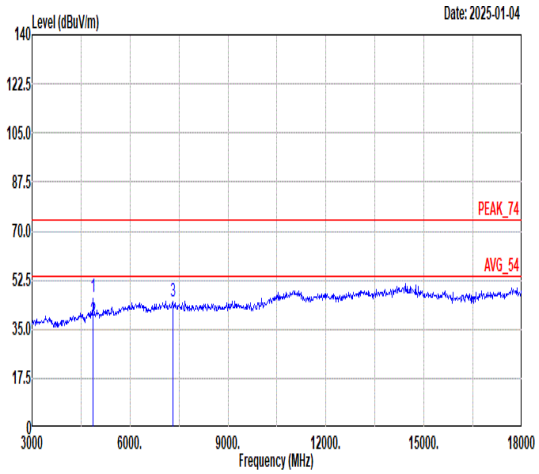 Freq Level Limit Line Margin Read Level Ant Factor Cable Loss Preamp Factor APos TPos Remark MHz dBuV/m dBuV/m dB dBuV dB/m dB dB cm deg 1 4874.00 46.25 74.00 -27.75 69.88 33.85 7.77 65.25 248 344 Peak 2 4874.00 38.06 54.00 -15.94 61.69 33.85 7.77 65.25 248 344 Average 3 7311.00 44.84 74.00 -29.16 64.26 36.30 8.93 64.65 -- -- Peak

Mode	6	
	Band Edge	
	2400-2483.5_802.11g_CH11_2462MHz	
ANT	SISO	
Pol.	Horizontal	Fundamental
Peak	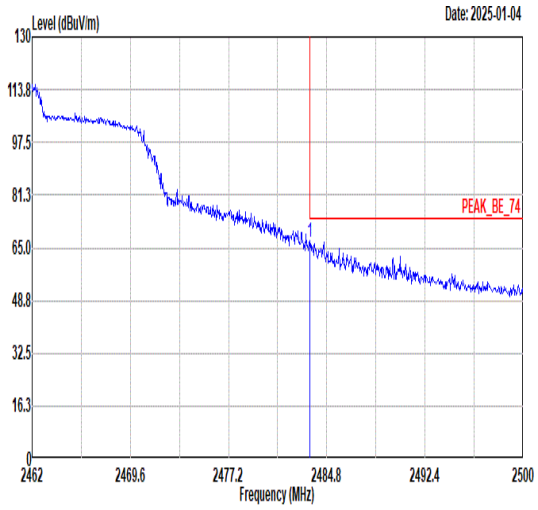 Freq Level Limit Line Margin Read Level Ant Factor Cable Loss Preamp Factor APos TPos Remark MHz dBuV/m dBuV/m dB dBuV dB/m dB dB cm deg 1 2483.51 66.94 74.00 -7.06 65.06 30.49 4.92 33.53 100 70 PEAK	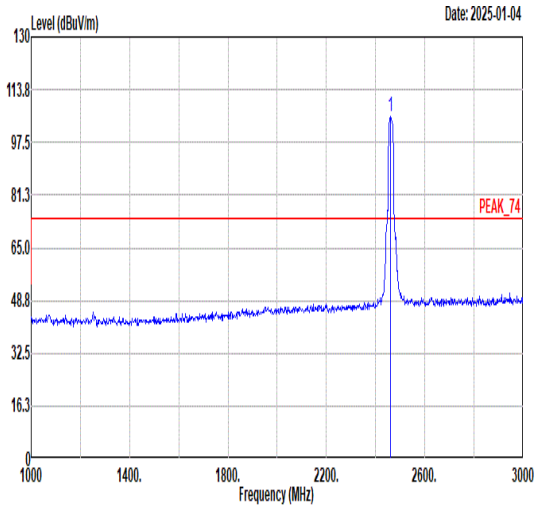 Freq Level Limit Line Margin Read Level Ant Factor Cable Loss Preamp Factor APos TPos Remark MHz dBuV/m dBuV/m dB dBuV dB/m dB dB cm deg 1 2462.00 105.55 ------ ------ 103.76 30.48 4.89 33.58 100 70 PEAK
Avg	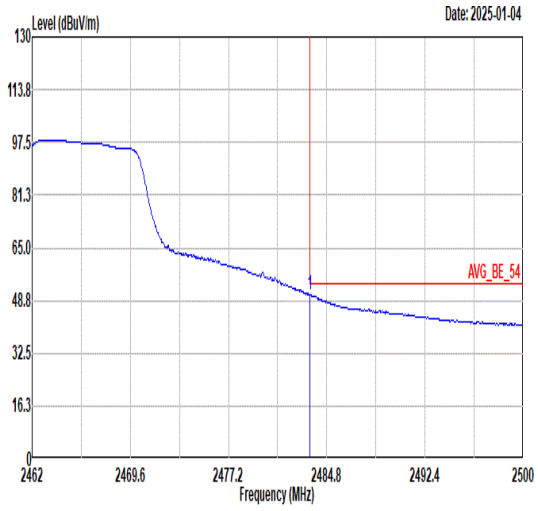 Freq Level Limit Line Margin Read Level Ant Factor Cable Loss Preamp Factor APos TPos Remark MHz dBuV/m dBuV/m dB dBuV dB/m dB dB cm deg 1 2483.51 50.42 54.00 -3.58 48.54 30.49 4.92 33.53 100 70 AVERAGE	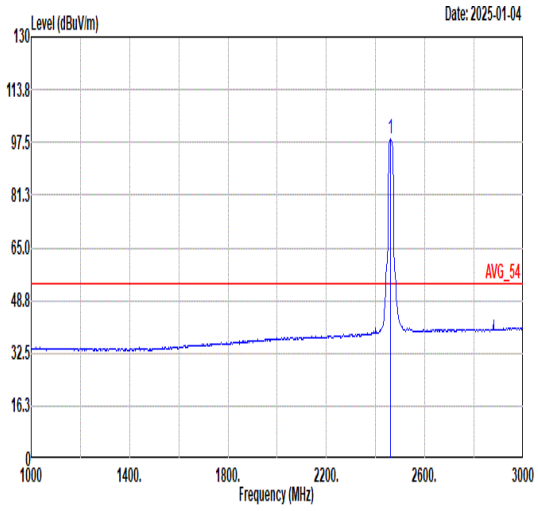 Freq Level Limit Line Margin Read Level Ant Factor Cable Loss Preamp Factor APos TPos Remark MHz dBuV/m dBuV/m dB dBuV dB/m dB dB cm deg 1 2462.00 98.38 ------ ------ 96.59 30.48 4.89 33.58 100 70 AVERAGE

Mode	6	
	Band Edge	
	2400-2483.5_802.11g_CH11_2462MHz	
ANT	SISO	
Pol.	Vertical	Fundamental
Peak	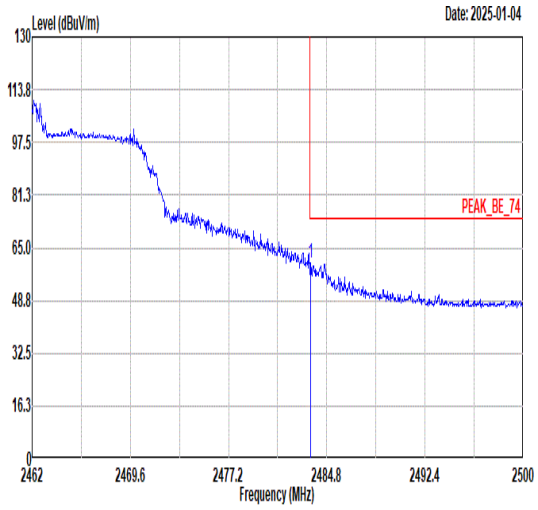 Freq Level Limit Line Margin Read Level Ant Factor Cable Loss Preamp Factor APos TPos Remark MHz dBuV/m dBuV/m dB dBuV dB/m dB dB cm deg 1 2483.55 60.41 74.00 -13.59 58.53 30.49 4.92 33.53 337 360 PEAK	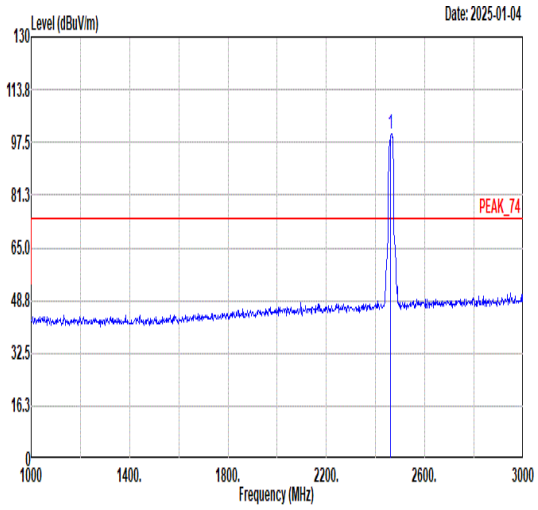 Freq Level Limit Line Margin Read Level Ant Factor Cable Loss Preamp Factor APos TPos Remark MHz dBuV/m dBuV/m dB dBuV dB/m dB dB cm deg 1 2462.00 100.01 ------ ------ 98.21 30.48 4.89 33.57 337 360 PEAK
Avg	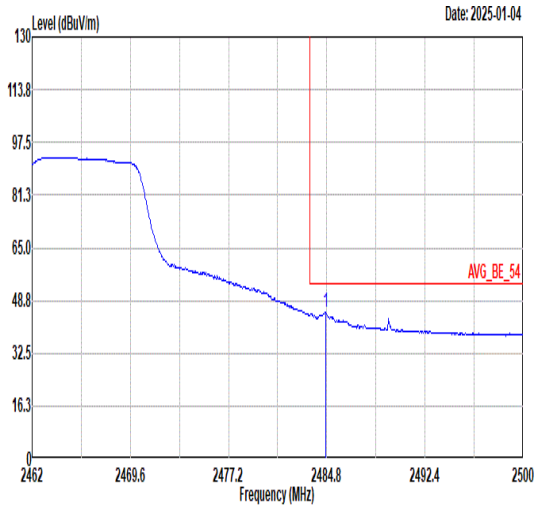 Freq Level Limit Line Margin Read Level Ant Factor Cable Loss Preamp Factor APos TPos Remark MHz dBuV/m dBuV/m dB dBuV dB/m dB dB cm deg 1 2484.69 44.92 54.00 -9.08 43.04 30.49 4.92 33.53 337 360 AVERAGE	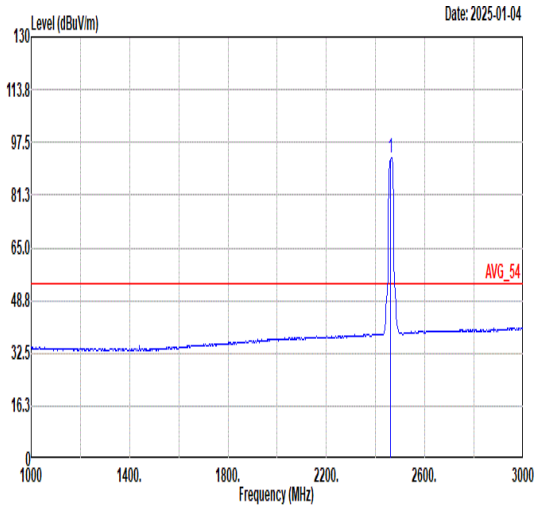 Freq Level Limit Line Margin Read Level Ant Factor Cable Loss Preamp Factor APos TPos Remark MHz dBuV/m dBuV/m dB dBuV dB/m dB dB cm deg 1 2462.00 92.74 ------ ------ 90.94 30.48 4.89 33.57 337 360 AVERAGE

Mode	6	
	Harmonic	
	2400-2483.5_802.11g_CH11_2462MHz	
ANT	SISO	
Pol.	Horizontal	Vertical
Peak Avg	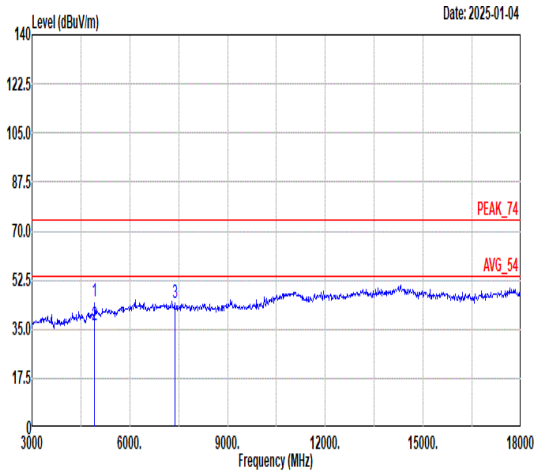 Freq Level Limit Line Margin Read Level Ant Factor Cable Loss Preamp Factor APos TPos Remark MHz dBuV/m dBuV/m dB dBuV dB/m dB dB cm deg 1 4924.00 45.03 74.00 -28.97 68.64 33.87 7.79 65.27 236 169 Peak 2 4924.00 36.40 54.00 -17.60 60.01 33.87 7.79 65.27 236 169 Average 3 7386.00 44.14 74.00 -29.86 63.26 36.30 9.17 64.59 -- -- Peak	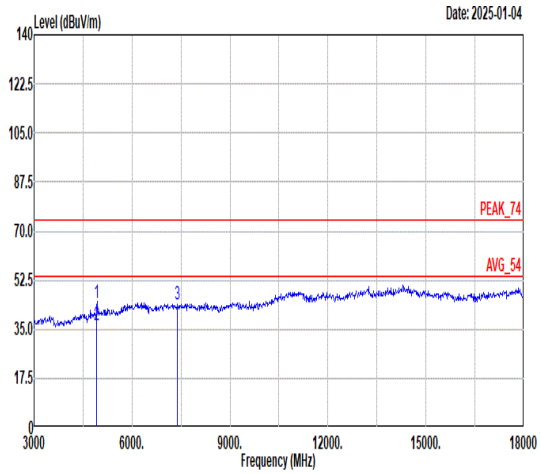 Freq Level Limit Line Margin Read Level Ant Factor Cable Loss Preamp Factor APos TPos Remark MHz dBuV/m dBuV/m dB dBuV dB/m dB dB cm deg 1 4924.00 44.63 74.00 -29.37 68.24 33.87 7.79 65.27 100 82 Peak 2 4924.00 36.40 54.00 -17.60 60.01 33.87 7.79 65.27 100 82 Average 3 7386.00 44.02 74.00 -29.98 63.14 36.30 9.17 64.59 -- -- Peak

Mode	7	
	Band Edge	
	2400-2483.5_802.11n HT20_CH01_2412MHz	
ANT	SISO	
Pol.	Horizontal	Fundamental
Peak	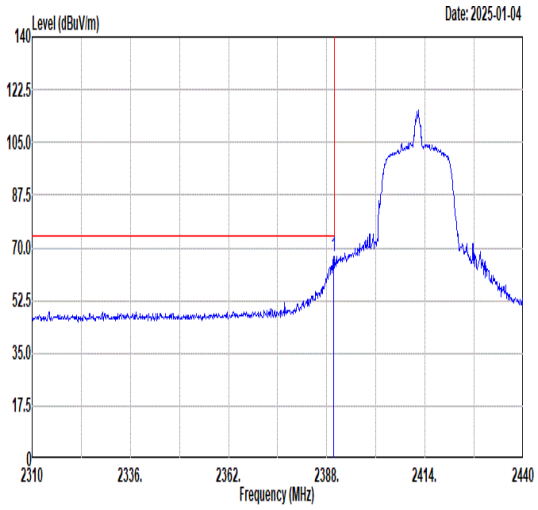 Freq Level Limit Line Margin Read Level Ant Factor Cable Loss Preamp Factor APos TPos Remark MHz dBuV/m dBuV/m dB dBuV dB/m dB dB cm deg 1 2389.82 67.01 74.00 -6.99 65.47 30.44 4.80 33.70 100 290 PEAK	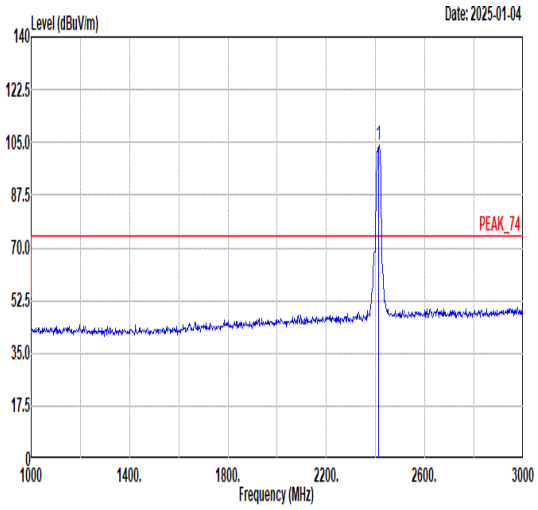 Freq Level Limit Line Margin Read Level Ant Factor Cable Loss Preamp Factor APos TPos Remark MHz dBuV/m dBuV/m dB dBuV dB/m dB dB cm deg 1 2412.00 104.05 ------ ------ 102.43 30.45 4.83 33.66 100 290 PEAK
Avg	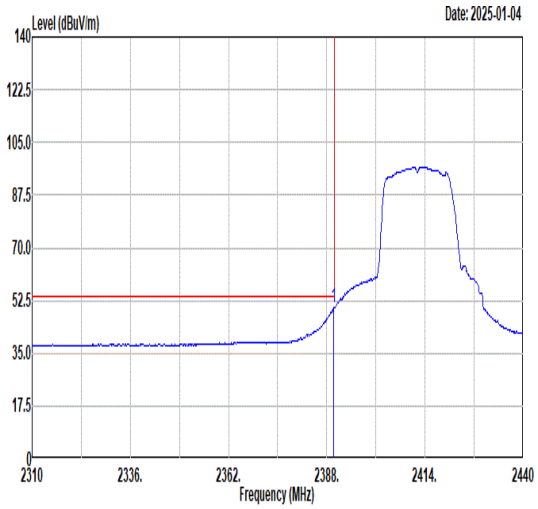 Freq Level Limit Line Margin Read Level Ant Factor Cable Loss Preamp Factor APos TPos Remark MHz dBuV/m dBuV/m dB dBuV dB/m dB dB cm deg 1 2389.82 50.28 54.00 -3.72 48.74 30.44 4.80 33.70 100 290 AVERAGE	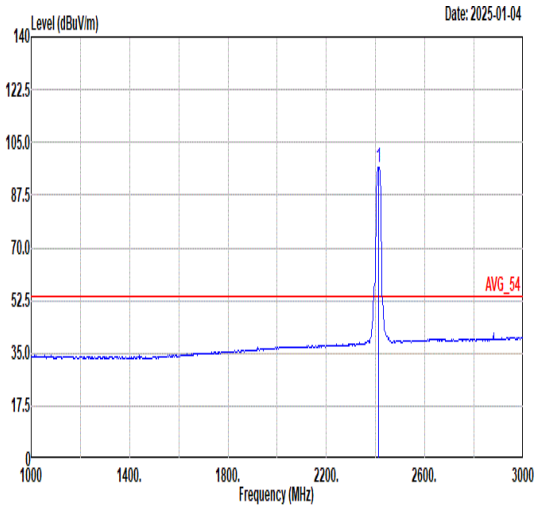 Freq Level Limit Line Margin Read Level Ant Factor Cable Loss Preamp Factor APos TPos Remark MHz dBuV/m dBuV/m dB dBuV dB/m dB dB cm deg 1 2412.00 96.66 ------ ------ 95.05 30.45 4.82 33.66 100 290 AVERAGE

Mode	7	
	Band Edge	
	2400-2483.5_802.11n HT20_CH01_2412MHz	
ANT	SISO	
Pol.	Vertical	Fundamental
Peak	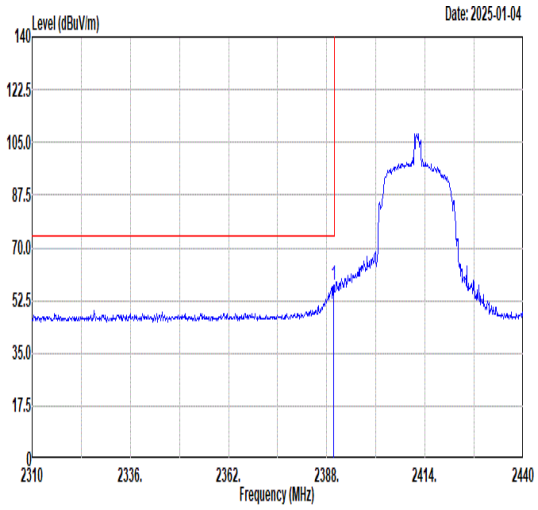 Freq Level Limit Line Margin Read Level Ant Factor Cable Loss Preamp Factor APos TPos Remark MHz dBuV/m dBuV/m dB dBuV dB/m dB dB cm deg 1 2389.82 57.59 74.00 -16.41 56.05 30.44 4.80 33.70 300 191 PEAK	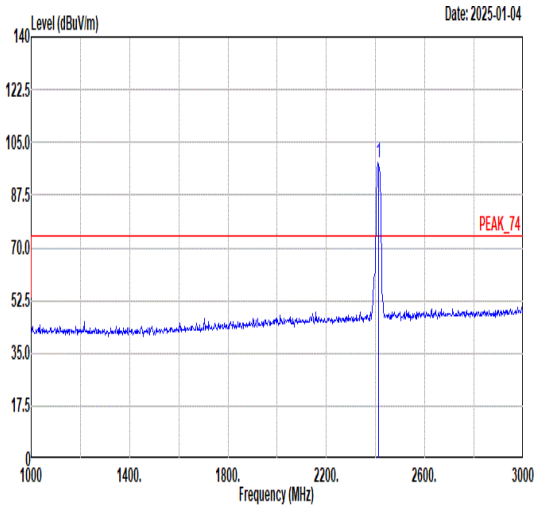 Freq Level Limit Line Margin Read Level Ant Factor Cable Loss Preamp Factor APos TPos Remark MHz dBuV/m dBuV/m dB dBuV dB/m dB dB cm deg 1 2412.00 98.10 ------ ------ 96.50 30.45 4.82 33.67 300 191 PEAK
Avg	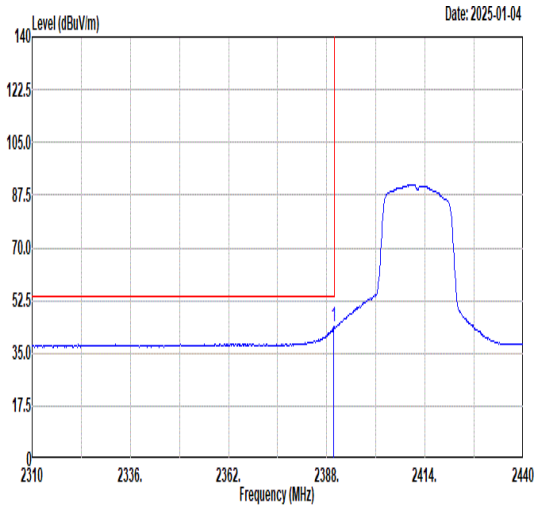 Freq Level Limit Line Margin Read Level Ant Factor Cable Loss Preamp Factor APos TPos Remark MHz dBuV/m dBuV/m dB dBuV dB/m dB dB cm deg 1 2389.82 43.86 54.00 -10.14 42.32 30.44 4.80 33.70 300 191 AVERAGE	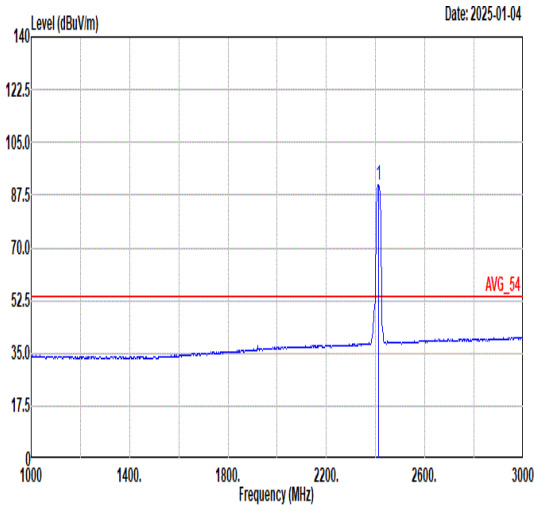 Freq Level Limit Line Margin Read Level Ant Factor Cable Loss Preamp Factor APos TPos Remark MHz dBuV/m dBuV/m dB dBuV dB/m dB dB cm deg 1 2412.00 90.70 ------ ------ 89.09 30.45 4.82 33.66 300 191 AVERAGE

Mode	7	
	Harmonic	
	2400-2483.5_802.11n HT20_CH01_2412MHz	
ANT	SISO	
Pol.	Horizontal	Vertical
Peak Avg	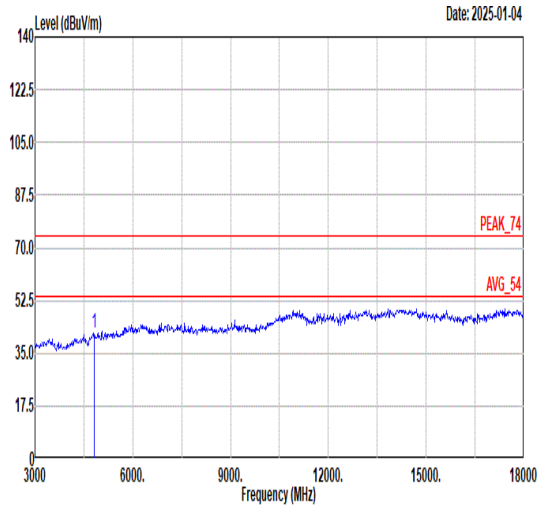 Freq Level Limit Line Margin Read Level Ant Factor Cable Loss Preamp Factor APos TPos Remark MHz dBuV/m dBuV/m dB dBuV dB/m dB dB cm deg 1 4824.00 42.00 74.00 -32.00 65.65 33.83 7.75 65.23 -- -- Peak	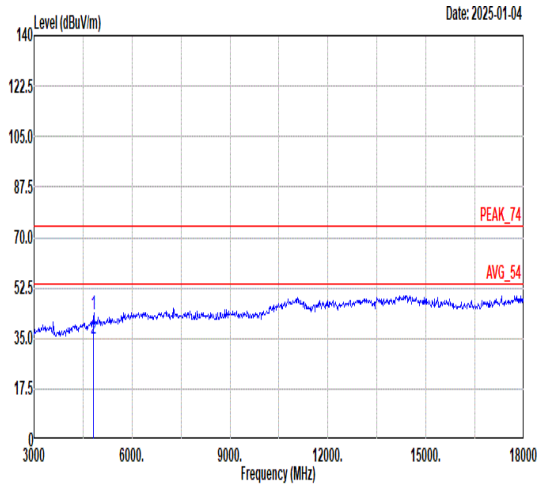 Freq Level Limit Line Margin Read Level Ant Factor Cable Loss Preamp Factor APos TPos Remark MHz dBuV/m dBuV/m dB dBuV dB/m dB dB cm deg 1 4824.00 43.20 74.00 -30.80 66.85 33.83 7.75 65.23 264 346 Peak 2 4824.00 35.05 54.00 -18.95 58.70 33.83 7.75 65.23 264 346 Average

Mode	8	
	Harmonic	
	2400-2483.5_802.11n HT20_CH06_2437MHz	
ANT	SISO	
Pol.	Horizontal	Vertical
Peak Avg	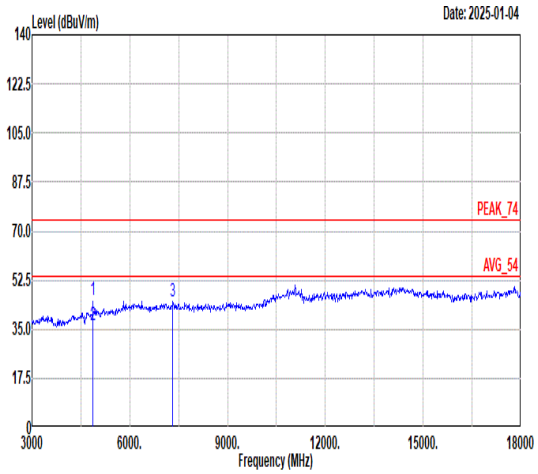 Freq Level Limit Line Margin Read Level Ant Factor Cable Loss Preamp Factor APos TPos Remark MHz dBuV/m dBuV/m dB dBuV dB/m dB dB cm deg 1 4874.00 45.25 74.00 -28.75 68.88 33.85 7.77 65.25 220 115 Peak 2 4874.00 36.44 54.00 -17.56 60.07 33.85 7.77 65.25 220 115 Average 3 7311.00 44.73 74.00 -29.27 64.15 36.30 8.93 64.65 -- -- Peak	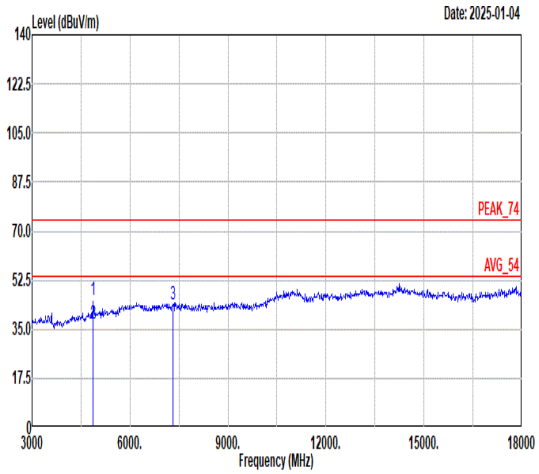 Freq Level Limit Line Margin Read Level Ant Factor Cable Loss Preamp Factor APos TPos Remark MHz dBuV/m dBuV/m dB dBuV dB/m dB dB cm deg 1 4874.00 45.25 74.00 -28.75 68.88 33.85 7.77 65.25 313 120 Peak 2 4874.00 36.77 54.00 -17.23 60.40 33.85 7.77 65.25 313 120 Average 3 7311.00 44.01 74.00 -29.99 63.43 36.30 8.93 64.65 -- -- Peak

Mode	9	
	Band Edge	
	2400-2483.5_802.11n HT20_CH11_2462MHz	
ANT	SISO	
Pol.	Horizontal	Fundamental
Peak	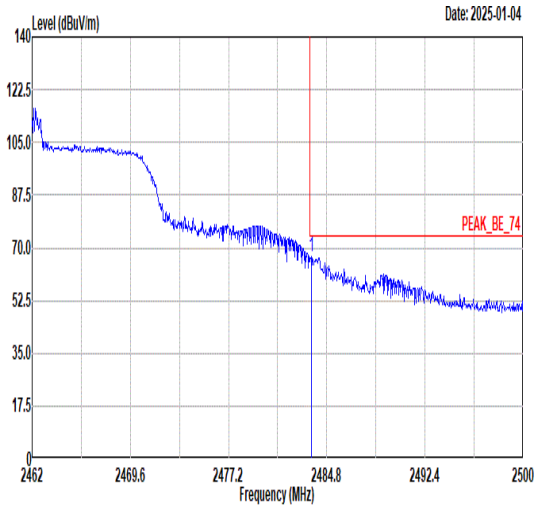 Freq Level Limit Line Margin Read Level Ant Factor Cable Loss Preamp Factor APos TPos Remark MHz dBuV/m dBuV/m dB dBuV dB/m dB dB cm deg 1 2483.62 66.86 74.00 -7.14 64.98 30.49 4.92 33.53 200 65 PEAK	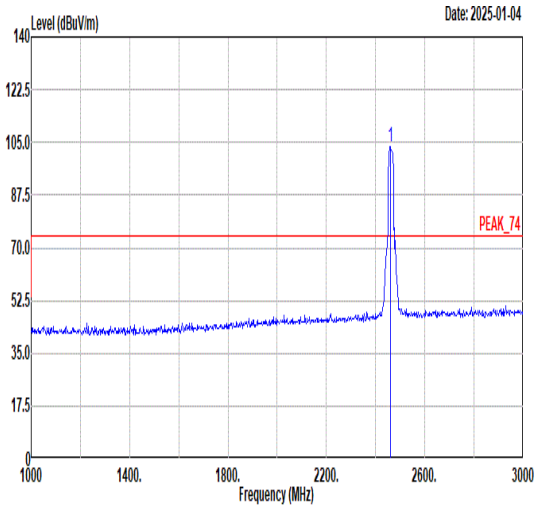 Freq Level Limit Line Margin Read Level Ant Factor Cable Loss Preamp Factor APos TPos Remark MHz dBuV/m dBuV/m dB dBuV dB/m dB dB cm deg 1 2462.00 103.46 ------ ------ 101.68 30.48 4.88 33.58 200 65 PEAK
Avg	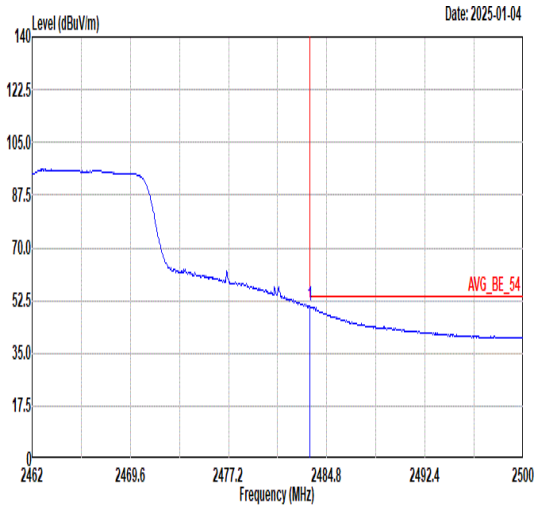 Freq Level Limit Line Margin Read Level Ant Factor Cable Loss Preamp Factor APos TPos Remark MHz dBuV/m dBuV/m dB dBuV dB/m dB dB cm deg 1 2483.51 50.64 54.00 -3.36 48.76 30.49 4.92 33.53 200 65 AVERAGE	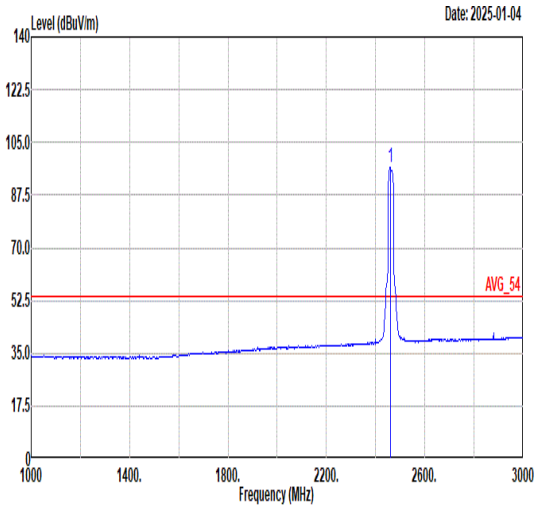 Freq Level Limit Line Margin Read Level Ant Factor Cable Loss Preamp Factor APos TPos Remark MHz dBuV/m dBuV/m dB dBuV dB/m dB dB cm deg 1 2462.00 96.60 ------ ------ 94.81 30.48 4.89 33.58 200 65 AVERAGE

Mode	9	
	Band Edge	
	2400-2483.5_802.11n HT20_CH11_2462MHz	
ANT	SISO	
Pol.	Vertical	Fundamental
Peak	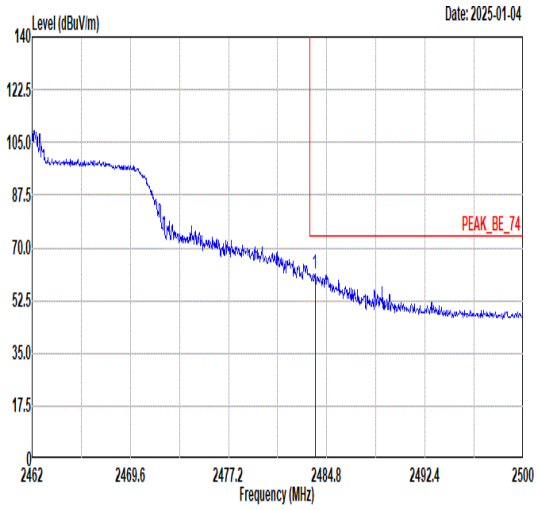 Freq Level Limit Line Margin Read Level Ant Factor Cable Loss Preamp Factor APos TPos Remark MHz dBuV/m dBuV/m dB dBuV dB/m dB dB cm deg 1 2483.89 61.47 74.00 -12.53 59.59 30.49 4.92 33.53 326 360 PEAK	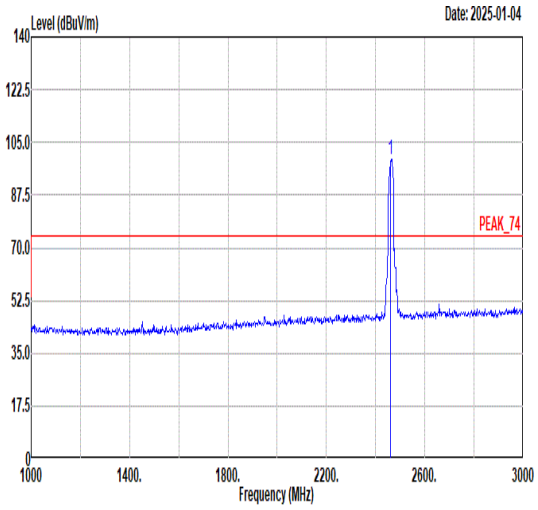 Freq Level Limit Line Margin Read Level Ant Factor Cable Loss Preamp Factor APos TPos Remark MHz dBuV/m dBuV/m dB dBuV dB/m dB dB cm deg 1 2462.00 99.42 ------ ------ 97.62 30.48 4.89 33.57 326 360 PEAK
Avg	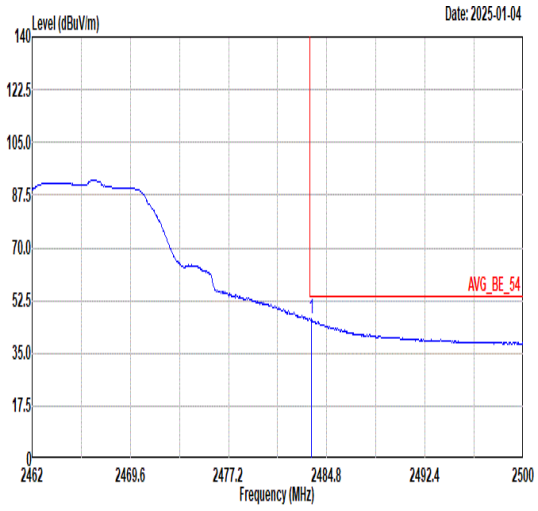 Freq Level Limit Line Margin Read Level Ant Factor Cable Loss Preamp Factor APos TPos Remark MHz dBuV/m dBuV/m dB dBuV dB/m dB dB cm deg 1 2483.58 46.42 54.00 -7.58 44.54 30.49 4.92 33.53 326 360 AVERAGE	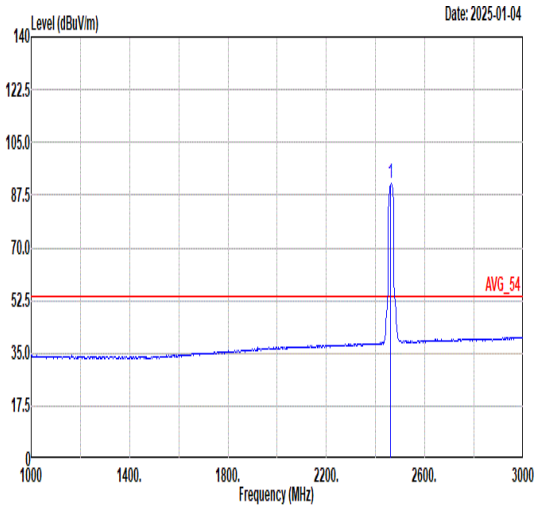 Freq Level Limit Line Margin Read Level Ant Factor Cable Loss Preamp Factor APos TPos Remark MHz dBuV/m dBuV/m dB dBuV dB/m dB dB cm deg 1 2462.00 91.18 ------ ------ 89.38 30.48 4.89 33.57 326 360 AVERAGE

Mode	9	
	Harmonic	
	2400-2483.5_802.11n HT20_CH11_2462MHz	
ANT	SISO	
Pol.	Horizontal	Vertical
Peak Avg	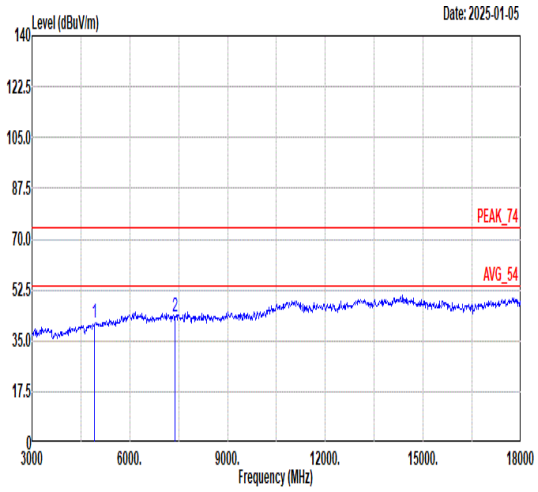 Freq Level Limit Line Margin Read Level Ant Factor Cable Loss Preamp Factor APos TPos Remark MHz dBuV/m dBuV/m dB dBuV dB/m dB dB cm deg 1 4924.00 41.15 74.00 -32.85 64.76 33.87 7.79 65.27 -- -- Peak 2 7386.00 43.50 74.00 -30.50 62.62 36.30 9.17 64.59 -- -- Peak	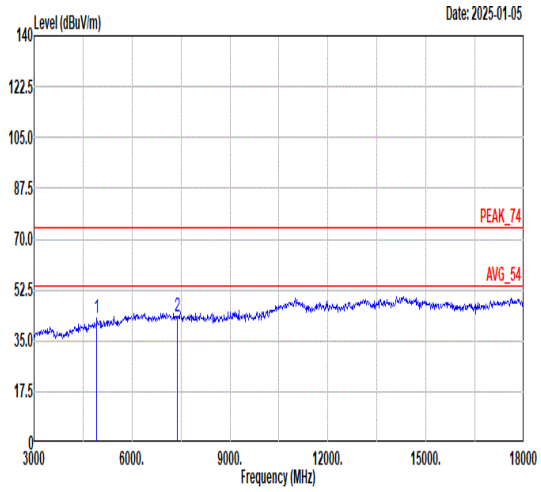 Freq Level Limit Line Margin Read Level Ant Factor Cable Loss Preamp Factor APos TPos Remark MHz dBuV/m dBuV/m dB dBuV dB/m dB dB cm deg 1 4924.00 43.00 74.00 -31.00 66.61 33.87 7.79 65.27 -- -- Peak 2 7386.00 43.51 74.00 -30.49 62.63 36.30 9.17 64.59 -- -- Peak

Mode	10	
	Band Edge - L	
	2400-2483.5_802.11n HT40_CH03_2422MHz	
ANT	SISO	
Pol.	Horizontal	Fundamental
Peak	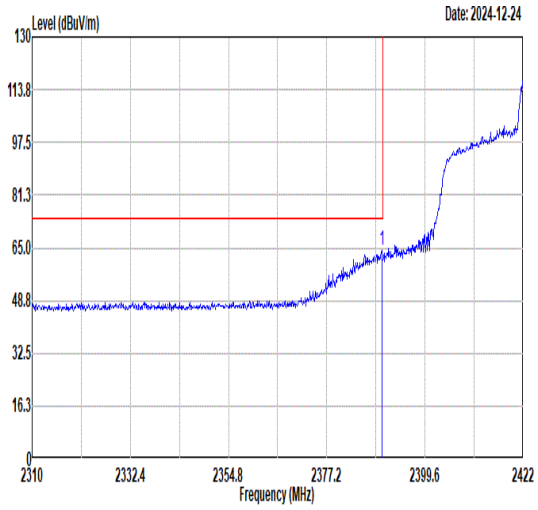 Freq Level Limit Line Margin Read Level Ant Factor Cable Loss Preamp Factor APos TPos Remark MHz dBuV/m dBuV/m dB dBuV dB/m dB dB cm deg 1 2389.74 64.05 74.00 -9.95 62.51 30.44 4.80 33.70 100 75 PEAK	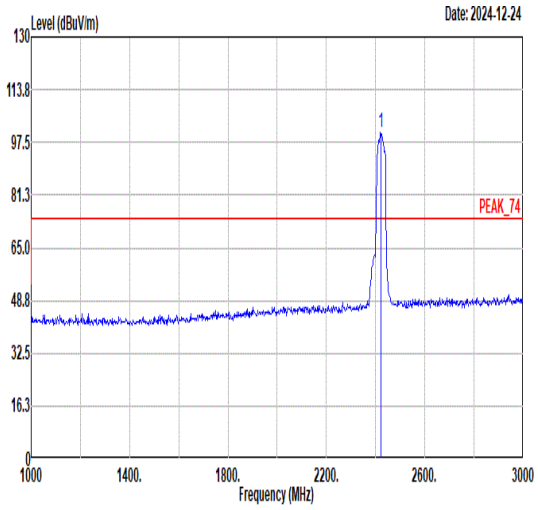 Freq Level Limit Line Margin Read Level Ant Factor Cable Loss Preamp Factor APos TPos Remark MHz dBuV/m dBuV/m dB dBuV dB/m dB dB cm deg 1 2422.00 100.67 ------ ------ 99.04 30.45 4.83 33.65 100 75 PEAK
Avg	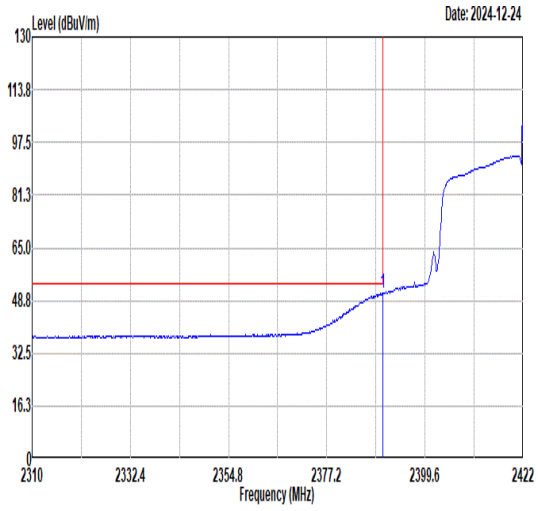 Freq Level Limit Line Margin Read Level Ant Factor Cable Loss Preamp Factor APos TPos Remark MHz dBuV/m dBuV/m dB dBuV dB/m dB dB cm deg 1 2389.97 50.83 54.00 -3.17 49.29 30.44 4.80 33.70 100 75 AVERAGE	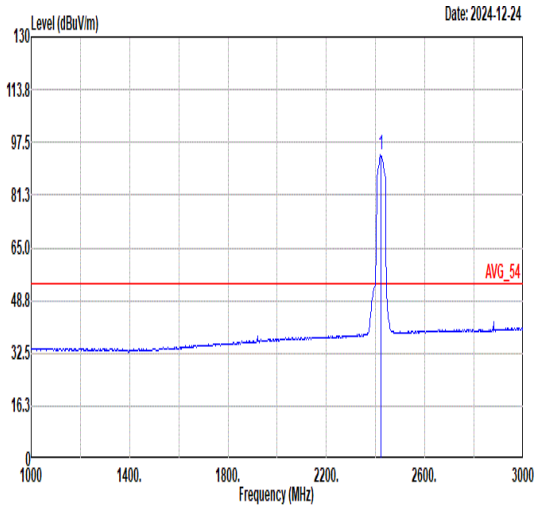 Freq Level Limit Line Margin Read Level Ant Factor Cable Loss Preamp Factor APos TPos Remark MHz dBuV/m dBuV/m dB dBuV dB/m dB dB cm deg 1 2422.00 93.72 ------ ------ 92.09 30.45 4.83 33.65 100 75 AVERAGE

Mode	10	
	Band Edge - R	
	2400-2483.5_802.11n HT40_CH03_2422MHz	
ANT	SISO	
Pol.	Horizontal	Fundamental
Peak	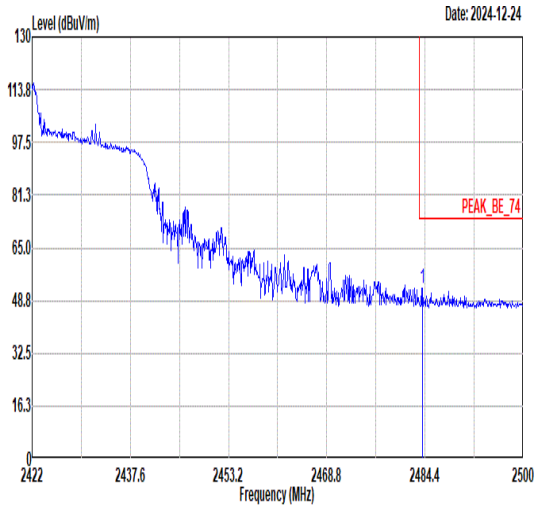 Freq Level Limit Line Margin Read Level Ant Factor Cable Loss Preamp Factor APos TPos Remark MHz dBuV/m dBuV/m dB dBuV dB/m dB dB cm deg 1 2484.01 52.54 74.00 -21.46 50.66 30.49 4.92 33.53 100 75 PEAK	Blank
Avg	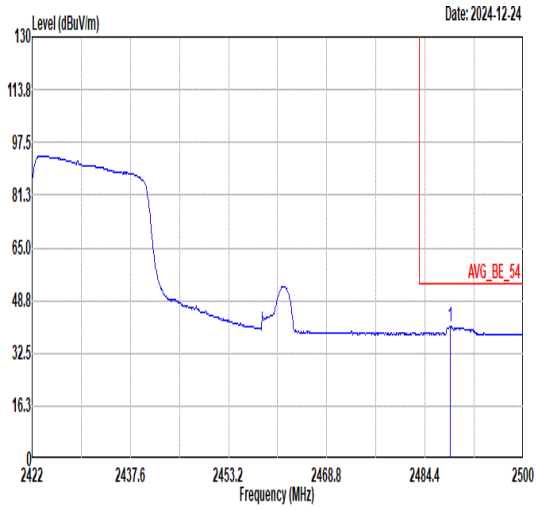 Freq Level Limit Line Margin Read Level Ant Factor Cable Loss Preamp Factor APos TPos Remark MHz dBuV/m dBuV/m dB dBuV dB/m dB dB cm deg 1 2488.46 40.86 54.00 -13.14 38.95 30.50 4.93 33.52 100 75 AVERAGE	Blank

Mode	10	
	Band Edge - L	
	2400-2483.5_802.11n HT40_CH03_2422MHz	
ANT	SISO	
Pol.	Vertical	Fundamental
Peak	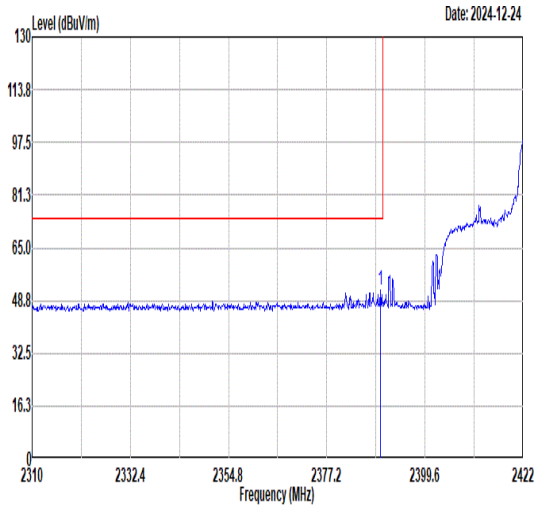 Freq Level Limit Line Margin Read Level Ant Factor Cable Loss Preamp Factor APos TPos Remark MHz dBuV/m dBuV/m dB dBuV dB/m dB dB cm deg 1 2389.52 52.22 74.00 -21.78 50.68 30.44 4.80 33.70 100 33 PEAK	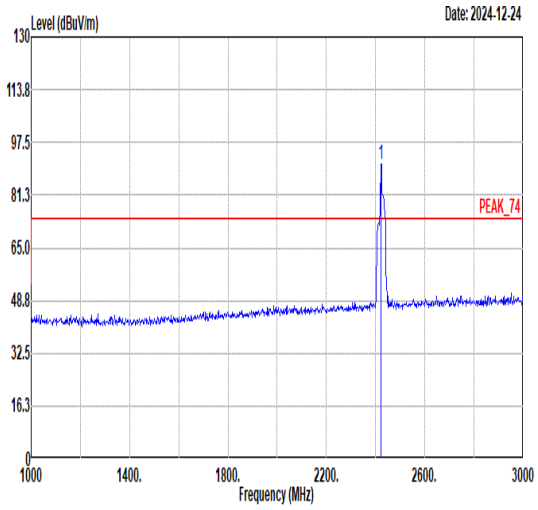 Freq Level Limit Line Margin Read Level Ant Factor Cable Loss Preamp Factor APos TPos Remark MHz dBuV/m dBuV/m dB dBuV dB/m dB dB cm deg 1 2422.00 90.75 ------ ------ 89.12 30.45 4.83 33.65 100 33 PEAK
Avg	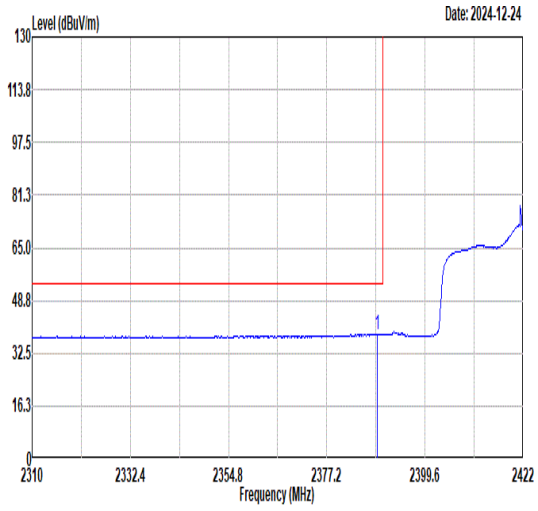 Freq Level Limit Line Margin Read Level Ant Factor Cable Loss Preamp Factor APos TPos Remark MHz dBuV/m dBuV/m dB dBuV dB/m dB dB cm deg 1 2388.74 38.41 54.00 -15.59 36.90 30.43 4.79 33.71 100 33 AVERAGE	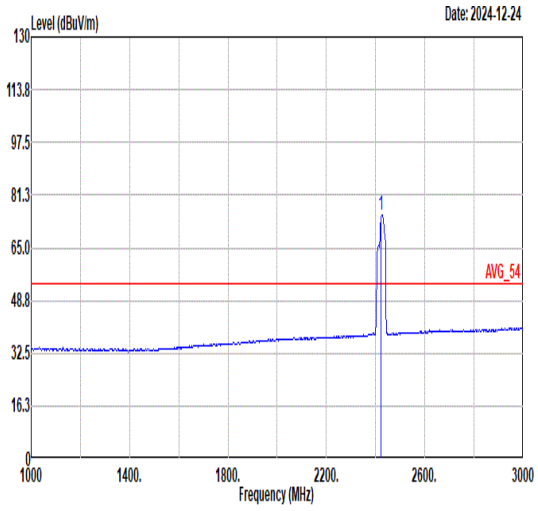 Freq Level Limit Line Margin Read Level Ant Factor Cable Loss Preamp Factor APos TPos Remark MHz dBuV/m dBuV/m dB dBuV dB/m dB dB cm deg 1 2422.00 75.19 ------ ------ 73.53 30.46 4.84 33.64 100 33 AVERAGE

Mode	10	
	Band Edge - R	
	2400-2483.5_802.11n HT40_CH03_2422MHz	
ANT	SISO	
Pol.	Vertical	Fundamental
Peak	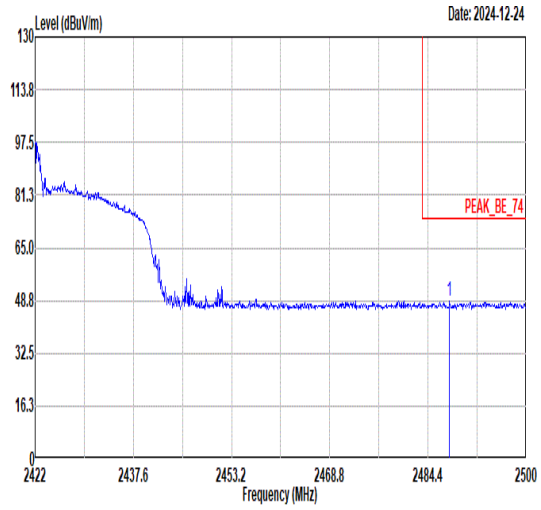 Limit Read Ant Cable Preamp APos TPos Freq Level Line Margin Level Factor Loss Factor Remark MHz dBuV/m dBuV/m dB dBuV dB/m dB dB cm deg 1 2487.83 48.40 74.00 -25.60 46.50 30.50 4.93 33.53 100 33 PEAK	Blank
Avg	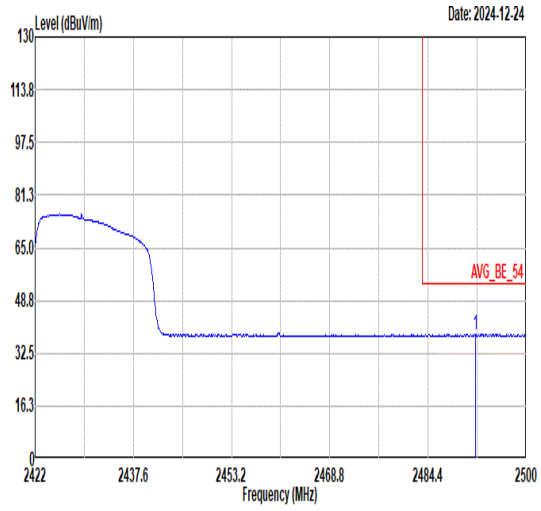 Limit Read Ant Cable Preamp APos TPos Freq Level Line Margin Level Factor Loss Factor Remark MHz dBuV/m dBuV/m dB dBuV dB/m dB dB cm deg 1 2491.89 38.33 54.00 -15.67 36.42 30.50 4.93 33.52 100 33 AVERAGE	Blank

Mode	11	
	Band Edge - L	
	2400-2483.5_802.11n HT40_CH09_2452MHz	
ANT	SISO	
Pol.	Horizontal	Fundamental
Peak	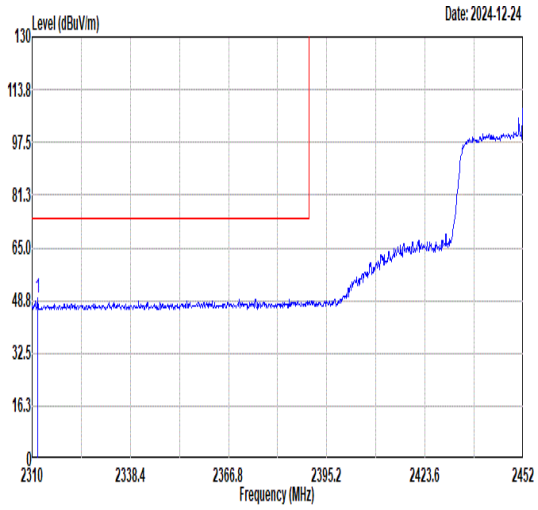 Freq Level Limit Line Margin Read Level Ant Factor Cable Loss Preamp Factor APos TPos Remark MHz dBuV/m dBuV/m dB dBuV dB/m dB dB cm deg 1 2311.70 49.41 74.00 -24.59 48.15 30.39 4.72 33.85 300 290 PEAK	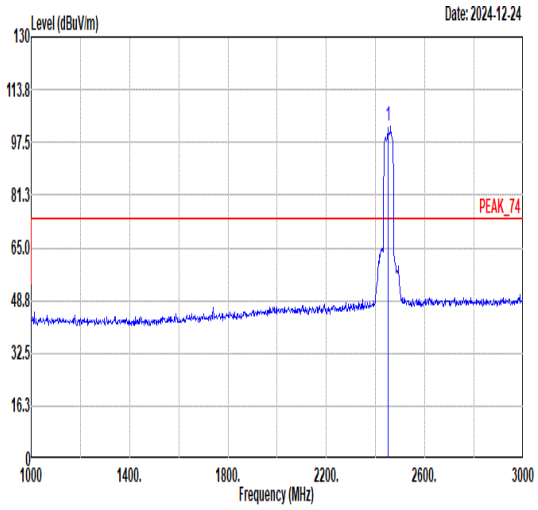 Freq Level Limit Line Margin Read Level Ant Factor Cable Loss Preamp Factor APos TPos Remark MHz dBuV/m dBuV/m dB dBuV dB/m dB dB cm deg 1 2452.00 102.70 ------ ------ 100.90 30.48 4.89 33.57 300 290 PEAK
Avg	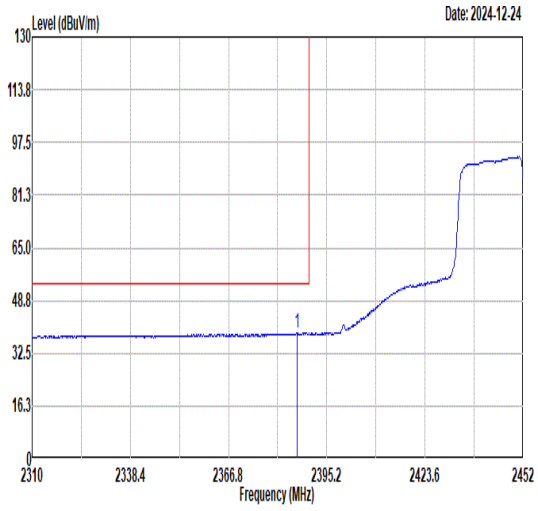 Freq Level Limit Line Margin Read Level Ant Factor Cable Loss Preamp Factor APos TPos Remark MHz dBuV/m dBuV/m dB dBuV dB/m dB dB cm deg 1 2386.68 38.76 54.00 -15.24 37.25 30.43 4.79 33.71 300 290 AVERAGE	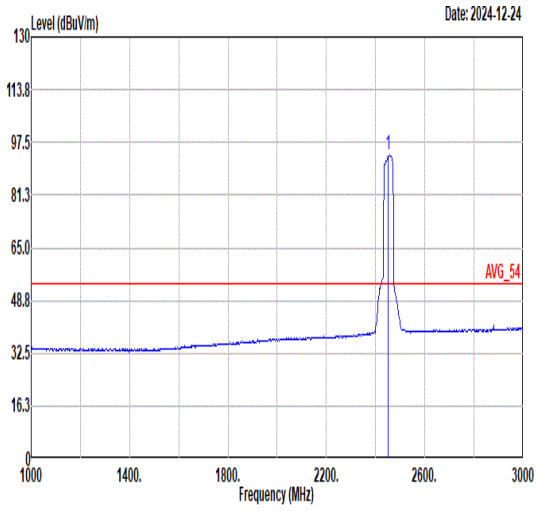 Freq Level Limit Line Margin Read Level Ant Factor Cable Loss Preamp Factor APos TPos Remark MHz dBuV/m dBuV/m dB dBuV dB/m dB dB cm deg 1 2452.00 93.65 ------ ------ 91.87 30.48 4.88 33.58 300 290 AVERAGE

Mode	11	
	Band Edge - R	
	2400-2483.5_802.11n HT40_CH09_2452MHz	
ANT	SISO	
Pol.	Horizontal	Fundamental
Peak	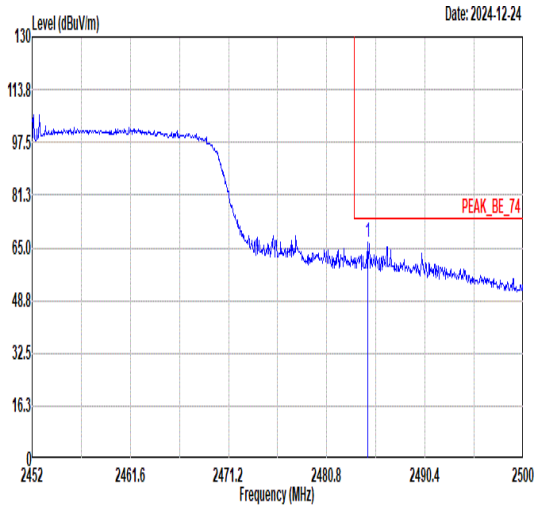 Freq Level Limit Line Margin Read Level Ant Factor Cable Loss Preamp Factor APos TPos Remark MHz dBuV/m dBuV/m dB dBuV dB/m dB dB cm deg 1 2484.78 66.83 74.00 -7.17 64.95 30.49 4.92 33.53 300 290 PEAK	Blank
Avg	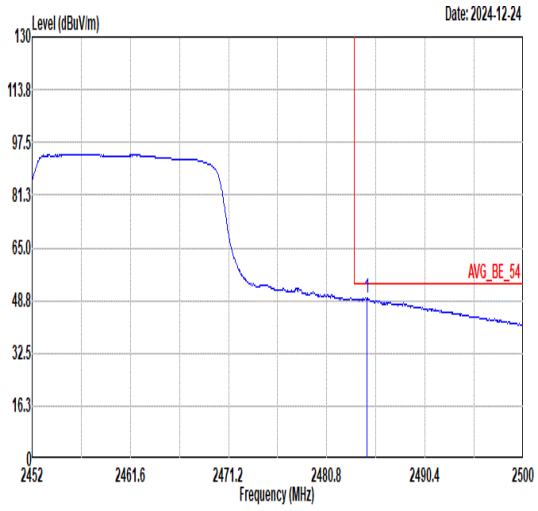 Freq Level Limit Line Margin Read Level Ant Factor Cable Loss Preamp Factor APos TPos Remark MHz dBuV/m dBuV/m dB dBuV dB/m dB dB cm deg 1 2484.74 49.55 54.00 -4.45 47.67 30.49 4.92 33.53 300 290 AVERAGE	Blank

Mode	11	
	Band Edge - L	
	2400-2483.5_802.11n HT40_CH09_2452MHz	
ANT	SISO	
Pol.	Vertical	Fundamental
Peak	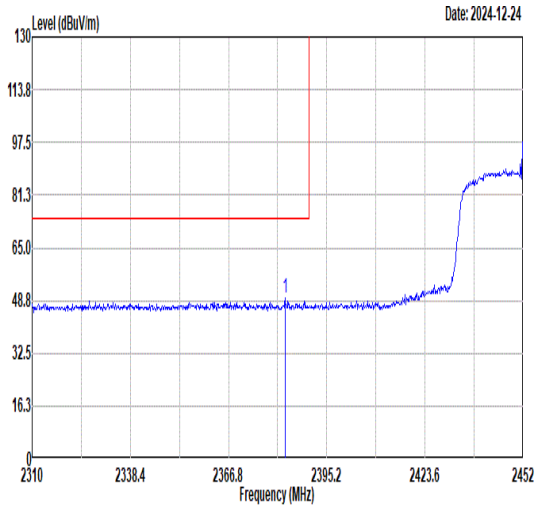 Freq Level Limit Line Margin Read Level Ant Factor Cable Loss Preamp Factor APos TPos Remark MHz dBuV/m dBuV/m dB dBuV dB/m dB dB cm deg 1 2383.13 49.31 74.00 -24.69 47.81 30.43 4.79 33.72 282 360 PEAK	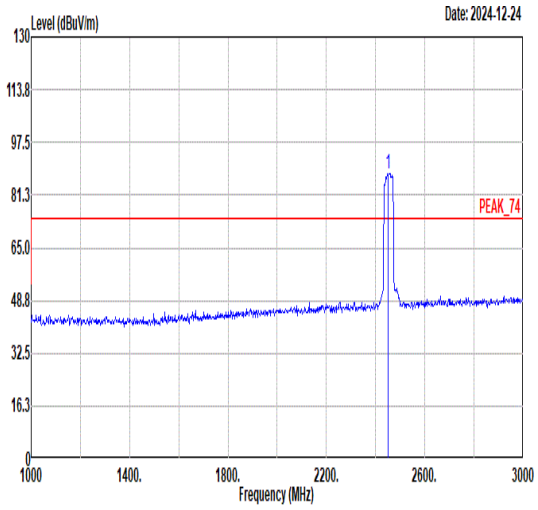 Freq Level Limit Line Margin Read Level Ant Factor Cable Loss Preamp Factor APos TPos Remark MHz dBuV/m dBuV/m dB dBuV dB/m dB dB cm deg 1 2452.00 87.88 ------ ------ 86.10 30.48 4.88 33.58 282 360 PEAK
Avg	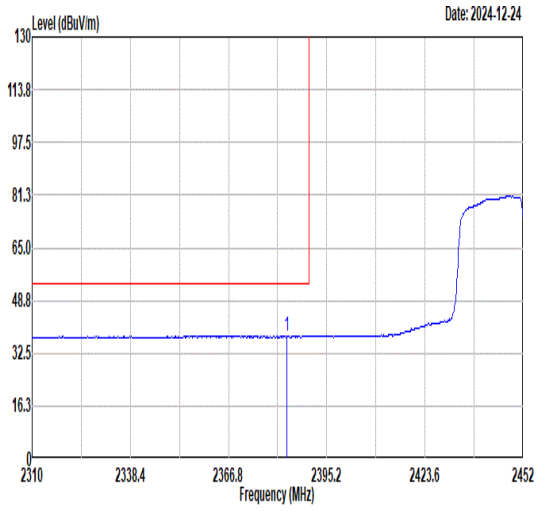 Freq Level Limit Line Margin Read Level Ant Factor Cable Loss Preamp Factor APos TPos Remark MHz dBuV/m dBuV/m dB dBuV dB/m dB dB cm deg 1 2383.56 37.89 54.00 -16.11 36.39 30.43 4.79 33.72 282 360 AVERAGE	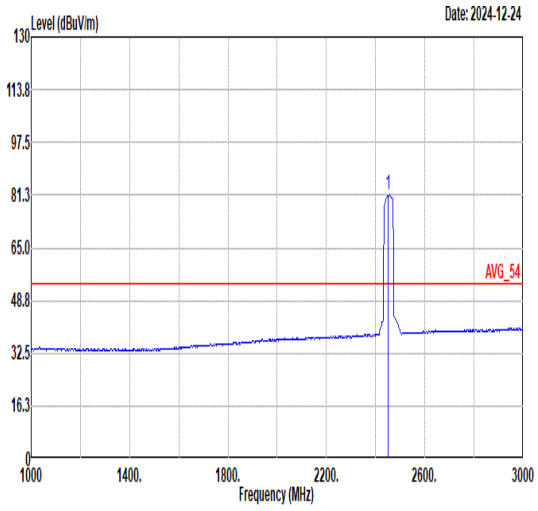 Freq Level Limit Line Margin Read Level Ant Factor Cable Loss Preamp Factor APos TPos Remark MHz dBuV/m dBuV/m dB dBuV dB/m dB dB cm deg 1 2452.00 81.37 ------ ------ 79.59 30.48 4.88 33.58 282 360 AVERAGE

Mode	11	
	Band Edge - R	
	2400-2483.5_802.11n HT40_CH09_2452MHz	
ANT	SISO	
Pol.	Vertical	Fundamental
Peak	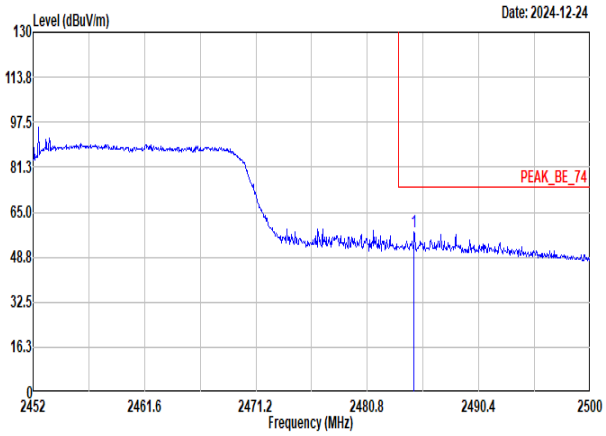 Limit Read Ant Cable Preamp APos TPos Freq Level Line Margin Level Factor Loss Factor Remark MHz dBuV/m dBuV/m dB dBuV dB/m dB dB cm deg 1 2484.83 58.13 74.00 -15.87 56.25 30.49 4.92 33.53 282 360 PEAK	Blank
Avg	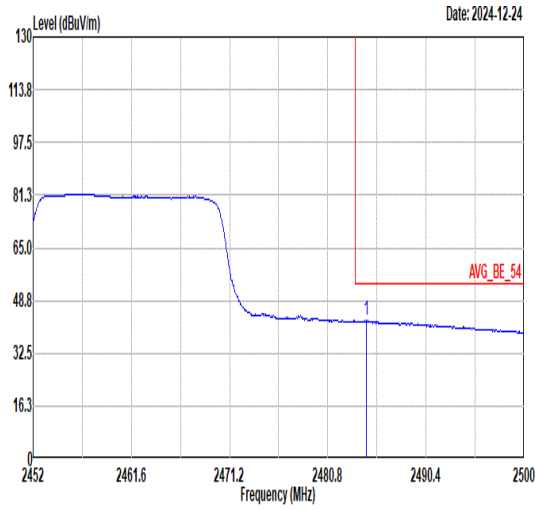 Limit Read Ant Cable Preamp APos TPos Freq Level Line Margin Level Factor Loss Factor Remark MHz dBuV/m dBuV/m dB dBuV dB/m dB dB cm deg 1 2484.59 42.56 54.00 -11.44 40.68 30.49 4.92 33.53 282 360 AVERAGE	Blank

Mode	12	
	LF	
	2400-2483.5_802.11n HT40_CH03_LF_2422MHz	
ANT	SISO	
Pol.	Horizontal	Vertical
QP/ Peak	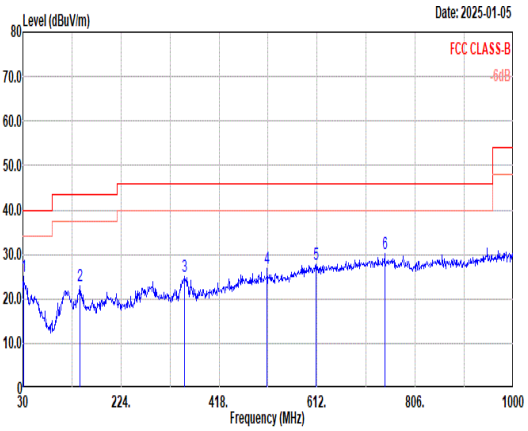	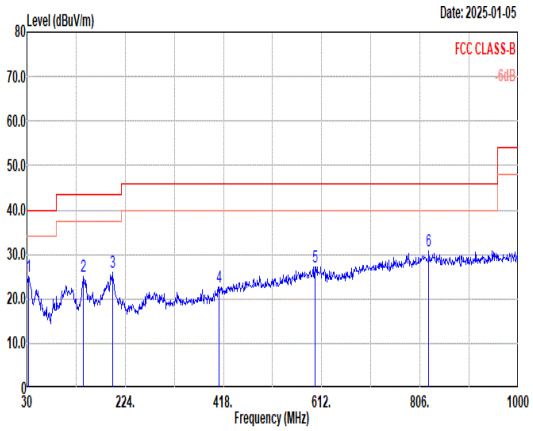

	Freq MHz	Level dBuV/m	Limit Line dBuV/m	Margin dB	Read Level dBuV	Ant Factor dB/m	Cable Loss dB	Preamp Factor dB	APos cm	TPos deg	Remark
1	30.97	24.92	40.00	-15.08	41.36	17.78	0.55	34.77	--	--	Peak
2	142.52	22.81	43.50	-20.69	37.93	18.35	1.25	34.72	--	--	Peak
3	349.13	24.91	46.00	-21.09	37.37	20.20	1.94	34.60	--	--	Peak
4	513.06	26.81	46.00	-19.19	35.35	23.57	2.39	34.50	--	--	Peak
5	610.06	27.79	46.00	-18.21	33.62	26.12	2.63	34.58	--	--	Peak
6	745.86	30.13	46.00	-15.87	34.04	27.55	2.94	34.40	--	--	Peak

	Freq MHz	Level dBuV/m	Limit Line dBuV/m	Margin dB	Read Level dBuV	Ant Factor dB/m	Cable Loss dB	Preamp Factor dB	APos cm	TPos deg	Remark
1	33.88	24.98	40.00	-15.02	40.82	18.46	0.57	34.87	--	--	Peak
2	141.55	25.03	43.50	-18.47	40.23	18.27	1.25	34.72	--	--	Peak
3	198.78	25.84	43.50	-17.66	43.01	16.05	1.48	34.70	--	--	Peak
4	409.27	22.75	46.00	-23.25	33.45	21.67	2.13	34.50	--	--	Peak
5	598.42	27.24	46.00	-18.76	33.20	26.02	2.61	34.59	--	--	Peak
6	823.46	30.78	46.00	-15.22	33.73	28.29	3.06	34.30	--	--	Peak

Mode	13	
	Band Edge	
	2400-2483.5_802.11g_CH02_2417MHz	
ANT	SISO	
Pol.	Horizontal	Fundamental
Peak	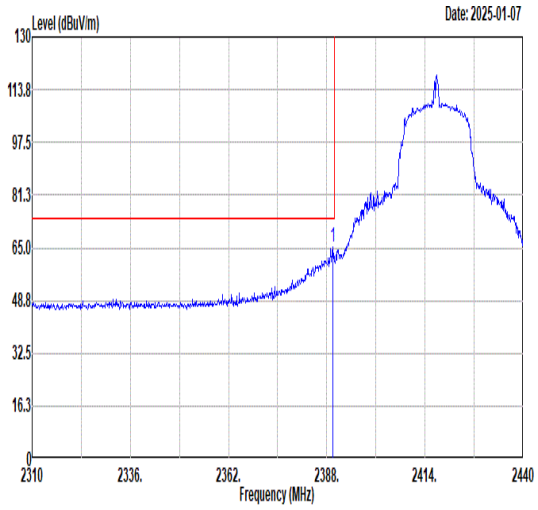 Freq Level Limit Line Margin Read Level Ant Factor Cable Loss Preamp Factor APos TPos Remark MHz dBuV/m dBuV/m dB dBuV dB/m dB dB cm deg 1 2389.69 65.33 74.00 -8.67 63.79 30.44 4.80 33.70 100 76 PEAK	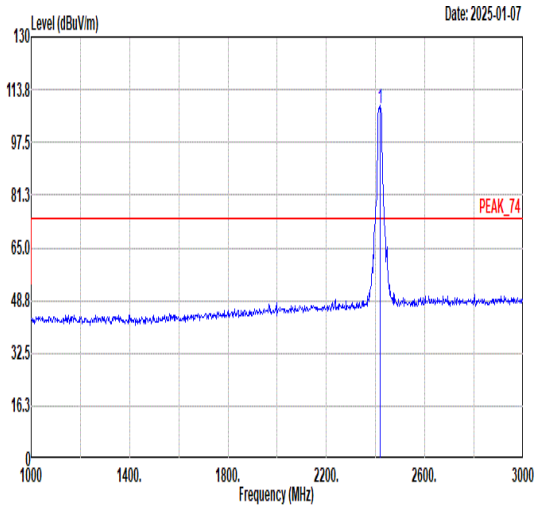 Freq Level Limit Line Margin Read Level Ant Factor Cable Loss Preamp Factor APos TPos Remark MHz dBuV/m dBuV/m dB dBuV dB/m dB dB cm deg 1 2417.00 108.16 ------ ------ 106.53 30.45 4.83 33.65 100 76 PEAK
Avg	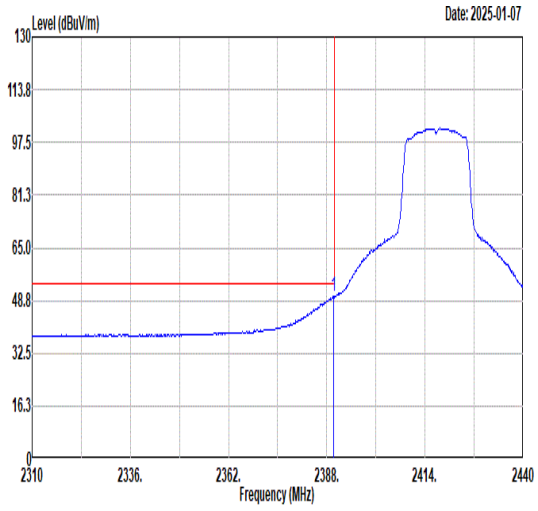 Freq Level Limit Line Margin Read Level Ant Factor Cable Loss Preamp Factor APos TPos Remark MHz dBuV/m dBuV/m dB dBuV dB/m dB dB cm deg 1 2389.82 49.97 54.00 -4.03 48.43 30.44 4.80 33.70 100 76 AVERAGE	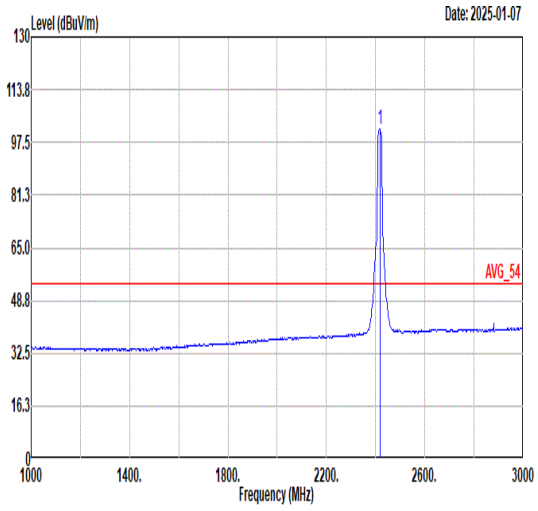 Freq Level Limit Line Margin Read Level Ant Factor Cable Loss Preamp Factor APos TPos Remark MHz dBuV/m dBuV/m dB dBuV dB/m dB dB cm deg 1 2417.00 101.60 ------ ------ 99.97 30.45 4.83 33.65 100 76 AVERAGE

Mode	13	
	Band Edge	
	2400-2483.5_802.11g_CH02_2417MHz	
ANT	SISO	
Pol.	Vertical	Fundamental
Peak	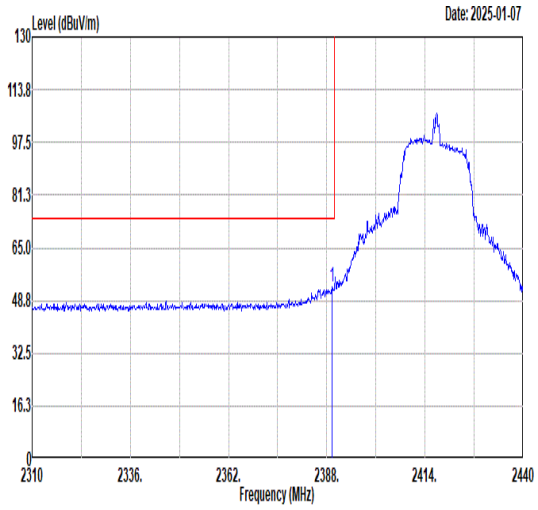 Freq Level Limit Line Margin Read Level Ant Factor Cable Loss Preamp Factor APos TPos Remark MHz dBuV/m dBuV/m dB dBuV dB/m dB dB cm deg 1 2389.30 53.06 74.00 -20.94 51.54 30.44 4.79 33.71 347 360 PEAK	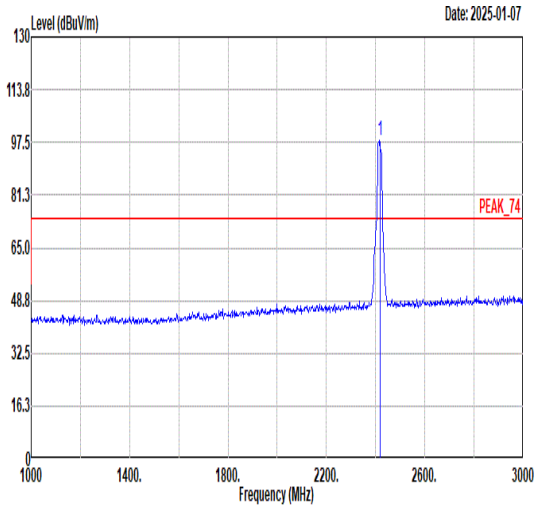 Freq Level Limit Line Margin Read Level Ant Factor Cable Loss Preamp Factor APos TPos Remark MHz dBuV/m dBuV/m dB dBuV dB/m dB dB cm deg 1 2417.00 97.97 ------ ------ 96.36 30.45 4.82 33.66 347 360 PEAK
Avg	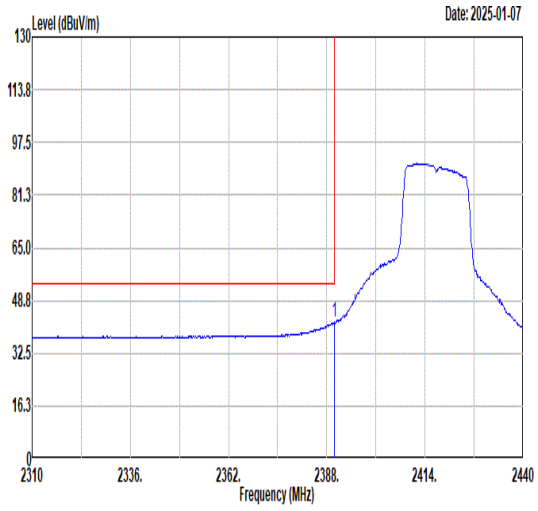 Freq Level Limit Line Margin Read Level Ant Factor Cable Loss Preamp Factor APos TPos Remark MHz dBuV/m dBuV/m dB dBuV dB/m dB dB cm deg 1 2389.95 42.14 54.00 -11.86 40.60 30.44 4.80 33.70 347 360 AVERAGE	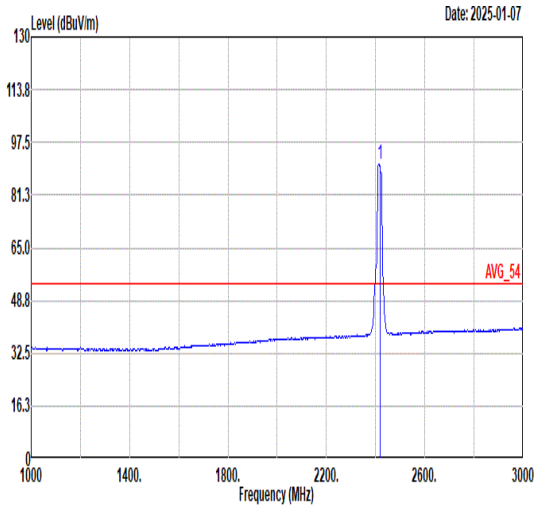 Freq Level Limit Line Margin Read Level Ant Factor Cable Loss Preamp Factor APos TPos Remark MHz dBuV/m dBuV/m dB dBuV dB/m dB dB cm deg 1 2417.00 90.88 ------ ------ 89.27 30.45 4.82 33.66 347 360 AVERAGE

Mode	14	
	Band Edge	
	2400-2483.5_802.11g_CH10_2457MHz	
ANT	SISO	
Pol.	Horizontal	Fundamental
Peak	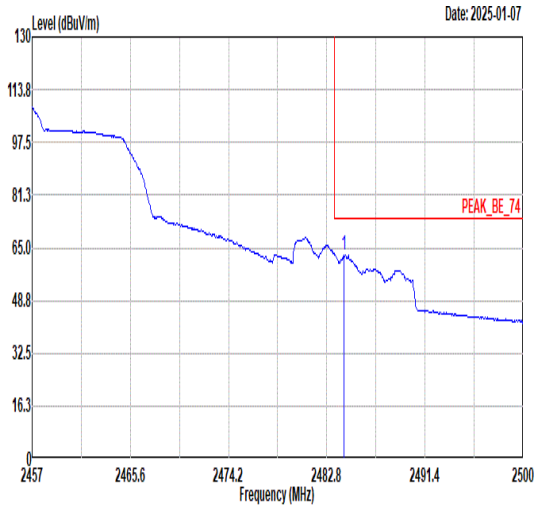 Freq Level Limit Line Margin Read Level Ant Factor Cable Loss Preamp Factor APos TPos Remark MHz dBuV/m dBuV/m dB dBuV dB/m dB dB cm deg 1 2484.31 62.64 74.00 -11.36 60.76 30.49 4.92 33.53 300 75 PEAK	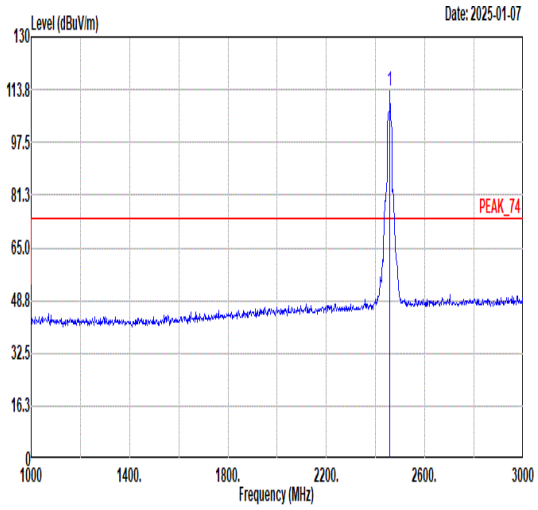 Freq Level Limit Line Margin Read Level Ant Factor Cable Loss Preamp Factor APos TPos Remark MHz dBuV/m dBuV/m dB dBuV dB/m dB dB cm deg 1 2457.00 113.27 ------ ------ 111.49 30.48 4.88 33.58 300 75 PEAK
Avg	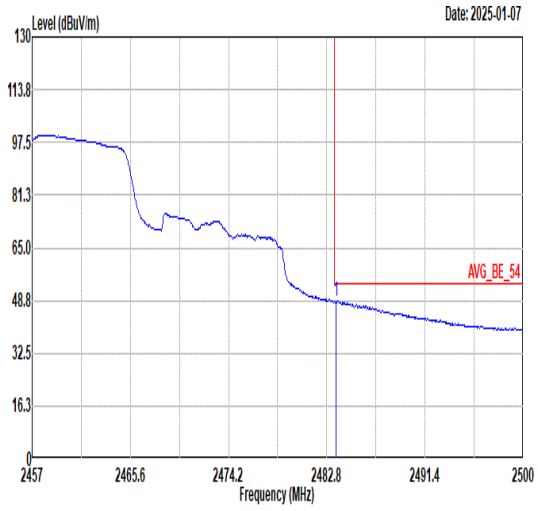 Freq Level Limit Line Margin Read Level Ant Factor Cable Loss Preamp Factor APos TPos Remark MHz dBuV/m dBuV/m dB dBuV dB/m dB dB cm deg 1 2483.62 48.68 54.00 -5.32 46.80 30.49 4.92 33.53 300 75 AVERAGE	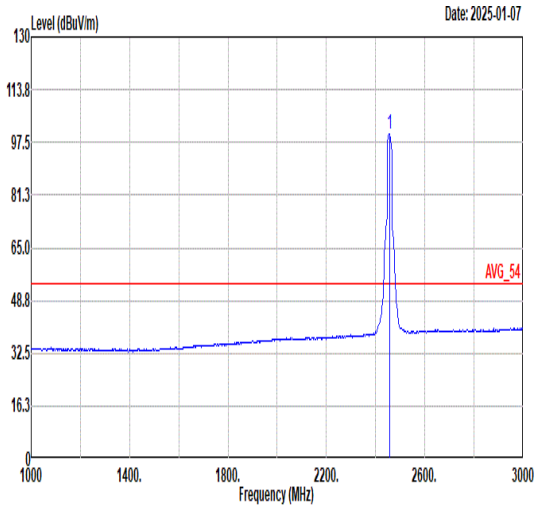 Freq Level Limit Line Margin Read Level Ant Factor Cable Loss Preamp Factor APos TPos Remark MHz dBuV/m dBuV/m dB dBuV dB/m dB dB cm deg 1 2457.00 100.12 ------ ------ 98.36 30.47 4.88 33.59 300 75 AVERAGE

Mode	14	
	Band Edge	
	2400-2483.5_802.11g_CH10_2457MHz	
ANT	SISO	
Pol.	Vertical	Fundamental
Peak	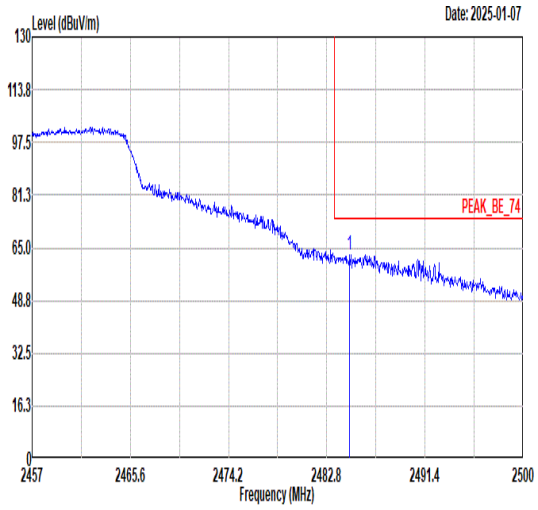 Freq Level Limit Line Margin Read Level Ant Factor Cable Loss Preamp Factor APos TPos Remark MHz dBuV/m dBuV/m dB dBuV dB/m dB dB cm deg 1 2484.82 62.97 74.00 -11.03 61.09 30.49 4.92 33.53 400 142 PEAK	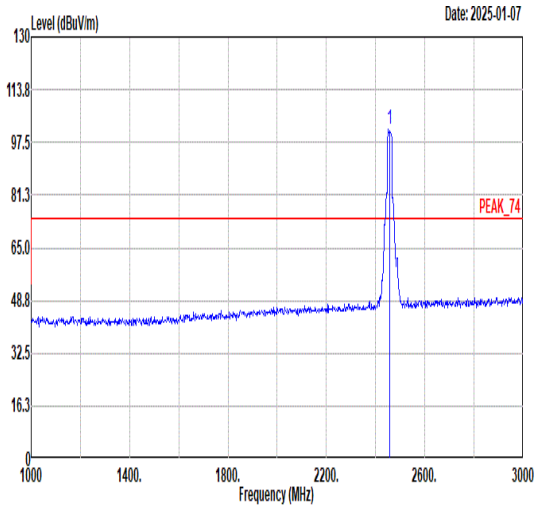 Freq Level Limit Line Margin Read Level Ant Factor Cable Loss Preamp Factor APos TPos Remark MHz dBuV/m dBuV/m dB dBuV dB/m dB dB cm deg 1 2457.00 101.52 ------ ------ 99.77 30.47 4.87 33.59 400 142 PEAK
Avg	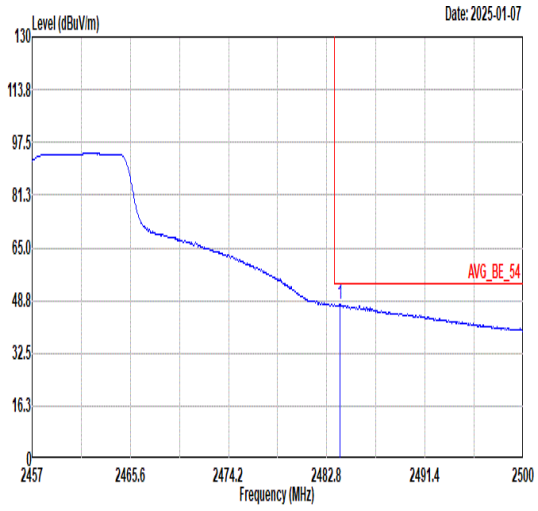 Freq Level Limit Line Margin Read Level Ant Factor Cable Loss Preamp Factor APos TPos Remark MHz dBuV/m dBuV/m dB dBuV dB/m dB dB cm deg 1 2483.96 47.53 54.00 -6.47 45.65 30.49 4.92 33.53 400 142 AVERAGE	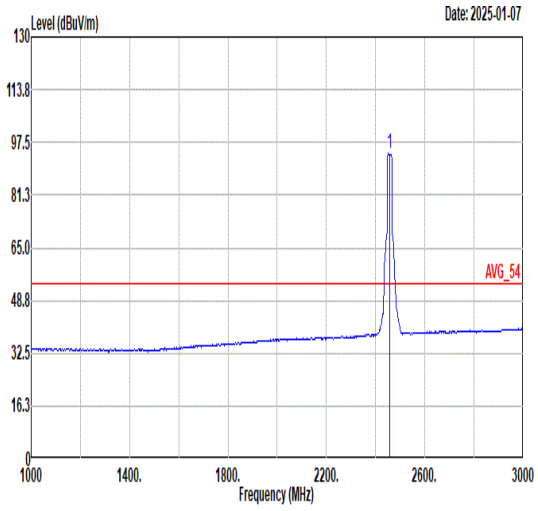 Freq Level Limit Line Margin Read Level Ant Factor Cable Loss Preamp Factor APos TPos Remark MHz dBuV/m dBuV/m dB dBuV dB/m dB dB cm deg 1 2457.00 94.13 ------ ------ 92.37 30.47 4.88 33.59 400 142 AVERAGE

Mode	15	
	Band Edge	
	2400-2483.5_802.11n HT20_CH2_2417MHz	
ANT	SISO	
Pol.	Horizontal	Fundamental
Peak	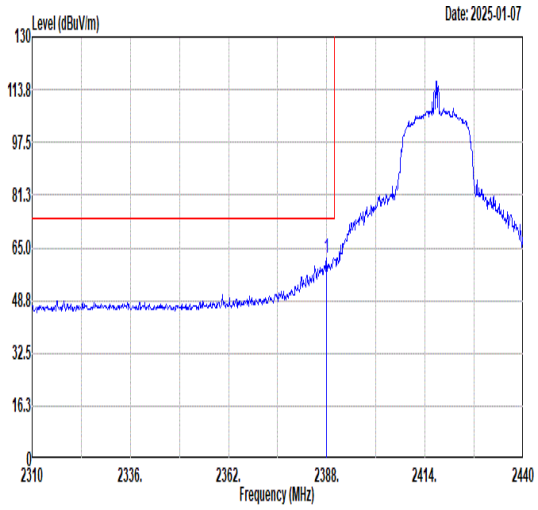 Freq Level Limit Line Margin Read Level Ant Factor Cable Loss Preamp Factor APos TPos Remark MHz dBuV/m dBuV/m dB dBuV dB/m dB dB cm deg 1 2388.00 61.90 74.00 -12.10 60.39 30.43 4.79 33.71 100 72 PEAK	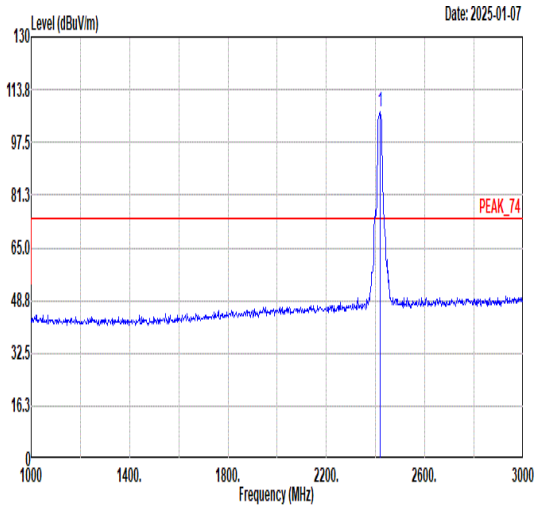 Freq Level Limit Line Margin Read Level Ant Factor Cable Loss Preamp Factor APos TPos Remark MHz dBuV/m dBuV/m dB dBuV dB/m dB dB cm deg 1 2417.00 107.12 ------ ------ 105.49 30.45 4.83 33.65 100 72 PEAK
Avg	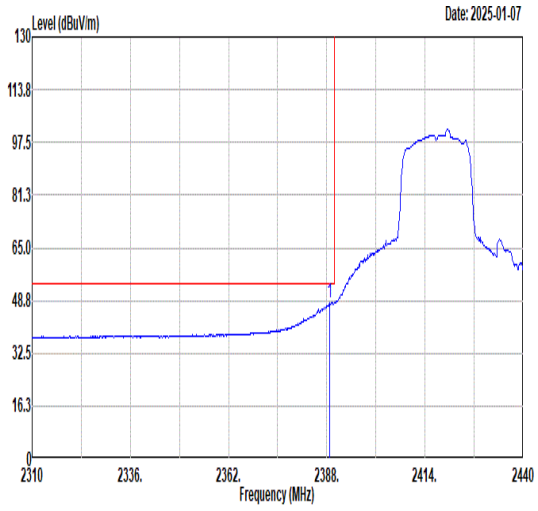 Freq Level Limit Line Margin Read Level Ant Factor Cable Loss Preamp Factor APos TPos Remark MHz dBuV/m dBuV/m dB dBuV dB/m dB dB cm deg 1 2388.78 48.26 54.00 -5.74 46.75 30.43 4.79 33.71 100 72 AVERAGE	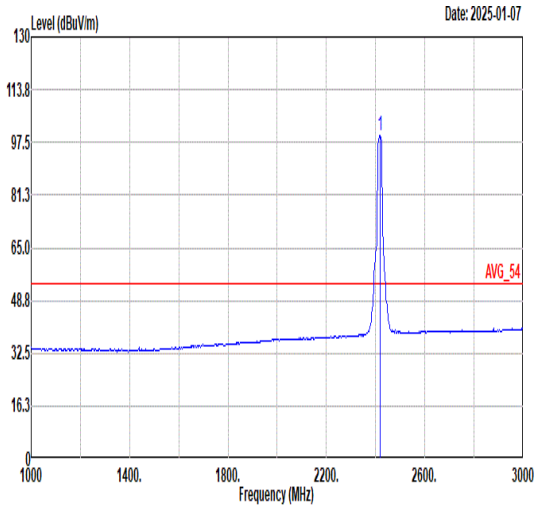 Freq Level Limit Line Margin Read Level Ant Factor Cable Loss Preamp Factor APos TPos Remark MHz dBuV/m dBuV/m dB dBuV dB/m dB dB cm deg 1 2417.00 99.74 ------ ------ 98.11 30.45 4.83 33.65 100 72 AVERAGE

Mode	15	
	Band Edge	
	2400-2483.5_802.11n HT20_CH2_2417MHz	
ANT	SISO	
Pol.	Vertical	Fundamental
Peak	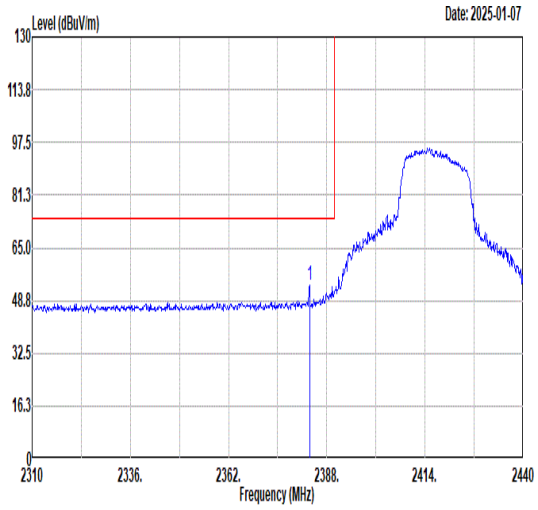 Freq Level Limit Line Margin Read Level Ant Factor Cable Loss Preamp Factor APos TPos Remark MHz dBuV/m dBuV/m dB dBuV dB/m dB dB cm deg 1 2383.45 53.42 74.00 -20.58 51.92 30.43 4.79 33.72 241 0 PEAK	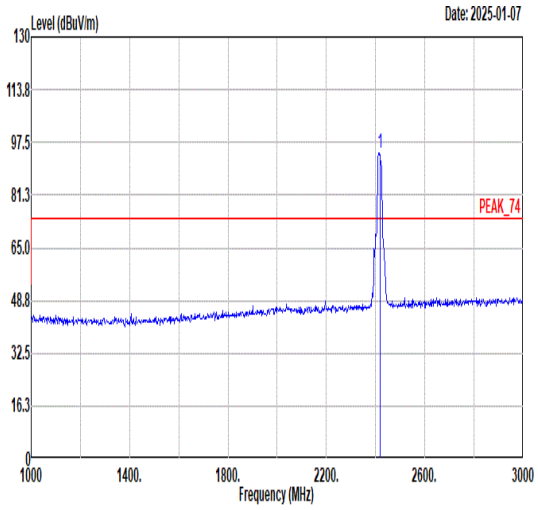 Freq Level Limit Line Margin Read Level Ant Factor Cable Loss Preamp Factor APos TPos Remark MHz dBuV/m dBuV/m dB dBuV dB/m dB dB cm deg 1 2417.00 94.29 ------ ------ 92.68 30.45 4.82 33.66 241 0 PEAK
Avg	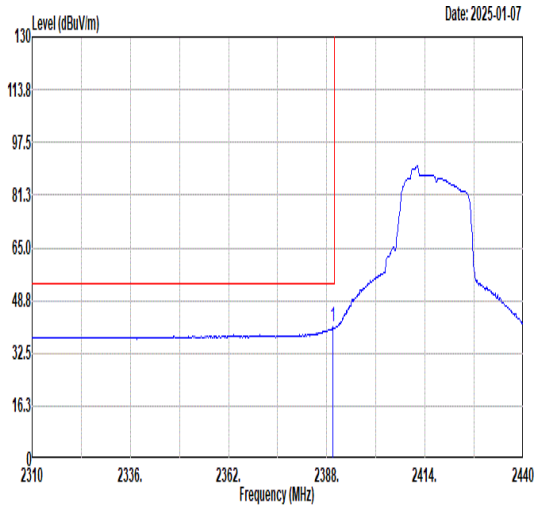 Freq Level Limit Line Margin Read Level Ant Factor Cable Loss Preamp Factor APos TPos Remark MHz dBuV/m dBuV/m dB dBuV dB/m dB dB cm deg 1 2389.56 40.57 54.00 -13.43 39.03 30.44 4.80 33.70 241 0 AVERAGE	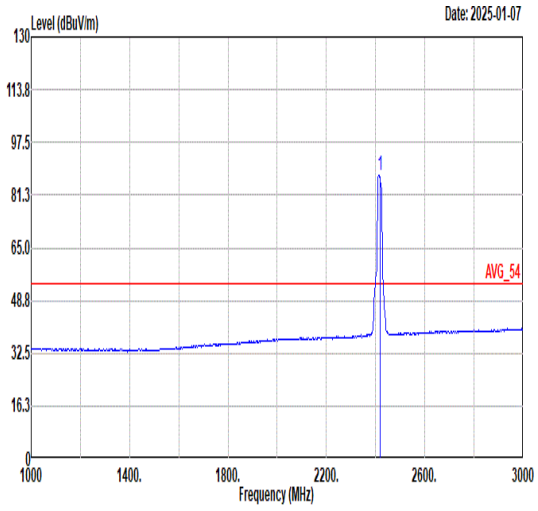 Freq Level Limit Line Margin Read Level Ant Factor Cable Loss Preamp Factor APos TPos Remark MHz dBuV/m dBuV/m dB dBuV dB/m dB dB cm deg 1 2417.00 87.52 ------ ------ 85.91 30.45 4.82 33.66 241 0 AVERAGE

Mode	16	
	Band Edge	
	2400-2483.5_802.11n HT20_CH10_2457MHz	
ANT	SISO	
Pol.	Horizontal	Fundamental
Peak	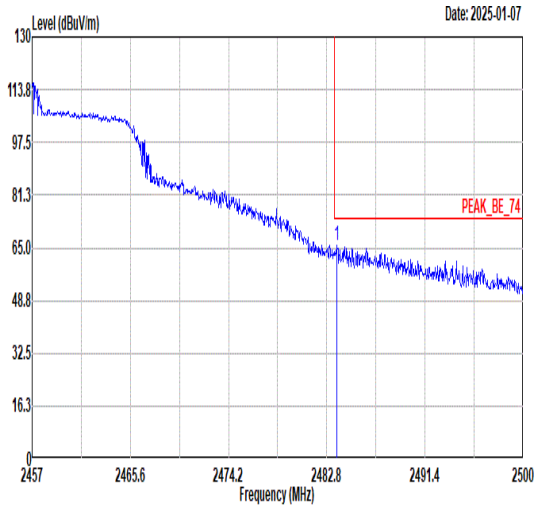 Freq Level Limit Line Margin Read Level Ant Factor Cable Loss Preamp Factor APos TPos Remark MHz dBuV/m dBuV/m dB dBuV dB/m dB dB cm deg 1 2483.66 65.74 74.00 -8.26 63.86 30.49 4.92 33.53 166 79 PEAK	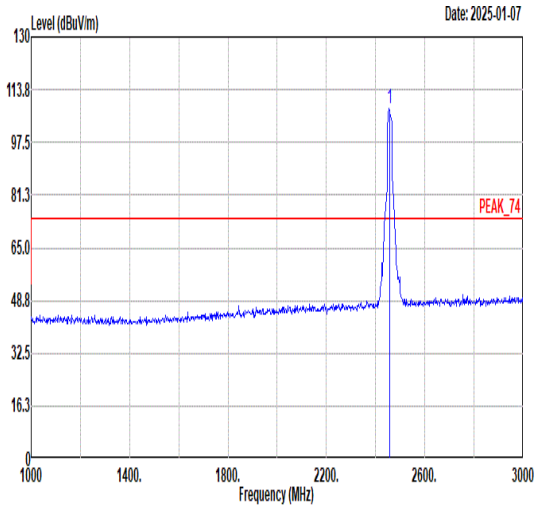 Freq Level Limit Line Margin Read Level Ant Factor Cable Loss Preamp Factor APos TPos Remark MHz dBuV/m dBuV/m dB dBuV dB/m dB dB cm deg 1 2457.00 107.74 ------ ------ 105.98 30.47 4.88 33.59 166 79 PEAK
Avg	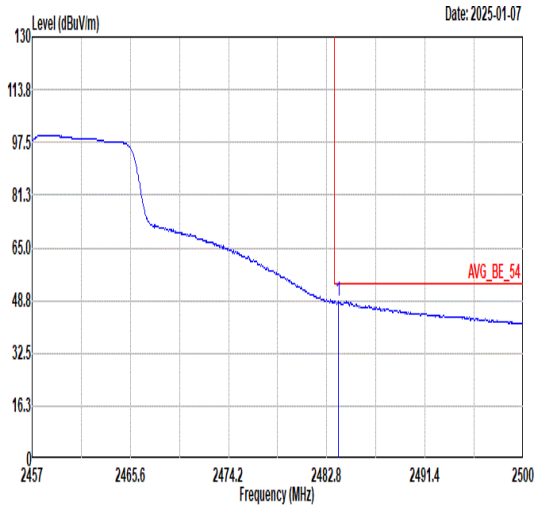 Freq Level Limit Line Margin Read Level Ant Factor Cable Loss Preamp Factor APos TPos Remark MHz dBuV/m dBuV/m dB dBuV dB/m dB dB cm deg 1 2483.83 48.46 54.00 -5.54 46.58 30.49 4.92 33.53 166 79 AVERAGE	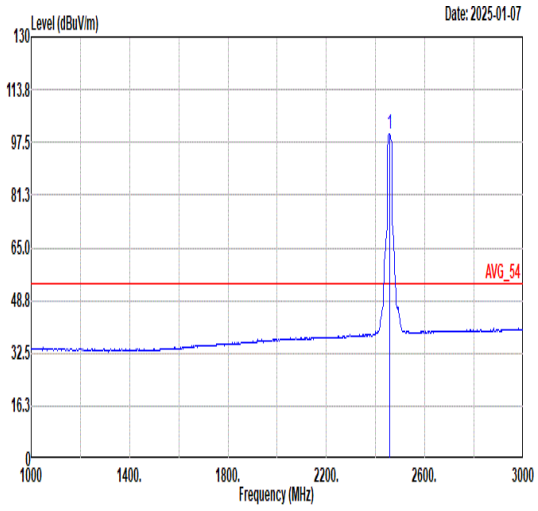 Freq Level Limit Line Margin Read Level Ant Factor Cable Loss Preamp Factor APos TPos Remark MHz dBuV/m dBuV/m dB dBuV dB/m dB dB cm deg 1 2457.00 100.00 ------ ------ 98.22 30.48 4.88 33.58 166 79 AVERAGE

Mode	16	
	Band Edge	
	2400-2483.5_802.11n HT20_CH10_2457MHz	
ANT	SISO	
Pol.	Vertical	Fundamental
Peak	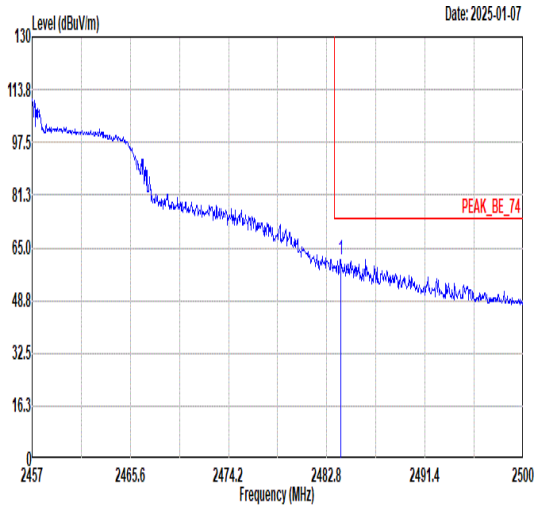 Freq Level Limit Line Margin Read Level Ant Factor Cable Loss Preamp Factor APos TPos Remark MHz dBuV/m dBuV/m dB dBuV dB/m dB dB cm deg 1 2484.00 61.13 74.00 -12.87 59.25 30.49 4.92 33.53 330 360 PEAK	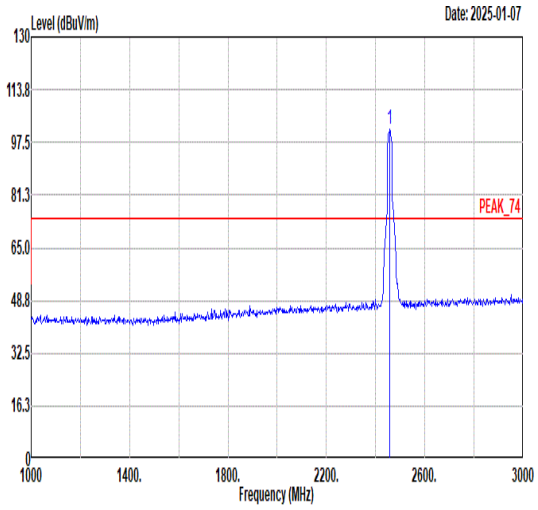 Freq Level Limit Line Margin Read Level Ant Factor Cable Loss Preamp Factor APos TPos Remark MHz dBuV/m dBuV/m dB dBuV dB/m dB dB cm deg 1 2457.00 101.66 ------ ------ 99.88 30.48 4.88 33.58 330 360 PEAK
Avg	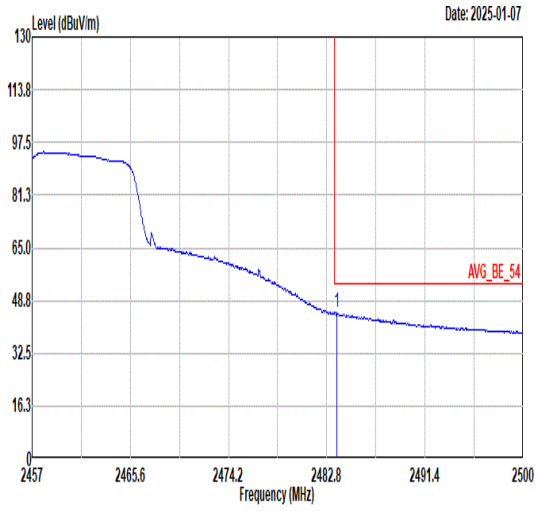 Freq Level Limit Line Margin Read Level Ant Factor Cable Loss Preamp Factor APos TPos Remark MHz dBuV/m dBuV/m dB dBuV dB/m dB dB cm deg 1 2483.66 45.01 54.00 -8.99 43.13 30.49 4.92 33.53 330 360 AVERAGE	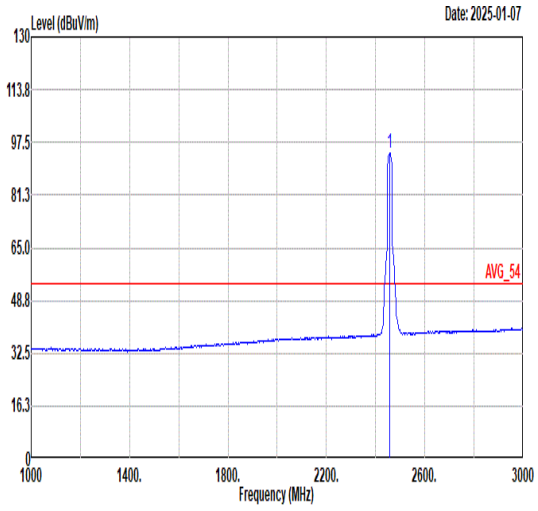 Freq Level Limit Line Margin Read Level Ant Factor Cable Loss Preamp Factor APos TPos Remark MHz dBuV/m dBuV/m dB dBuV dB/m dB dB cm deg 1 2457.00 94.34 ------ ------ 92.56 30.48 4.88 33.58 330 360 AVERAGE

Mode	17	
	Band Edge - L	
	2400-2483.5_802.11n HT40_CH06_2437MHz	
ANT	SISO	
Pol.	Horizontal	Fundamental
Peak	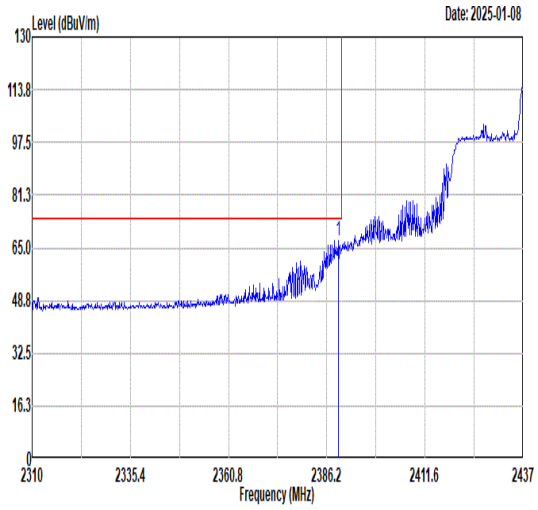 Freq Level Limit Line Margin Read Level Ant Factor Cable Loss Preamp Factor APos TPos Remark MHz dBuV/m dBuV/m dB dBuV dB/m dB dB cm deg 1 2389.12 67.16 74.00 -6.84 65.65 30.43 4.79 33.71 100 77 PEAK	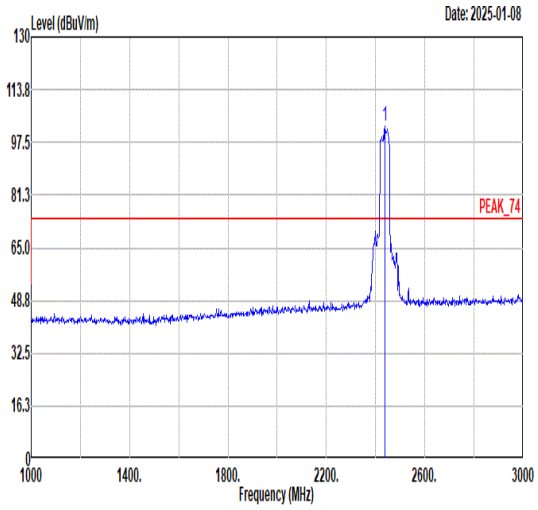 Freq Level Limit Line Margin Read Level Ant Factor Cable Loss Preamp Factor APos TPos Remark MHz dBuV/m dBuV/m dB dBuV dB/m dB dB cm deg 1 2437.00 102.29 ------ ------ 100.59 30.46 4.86 33.62 100 77 PEAK
Avg	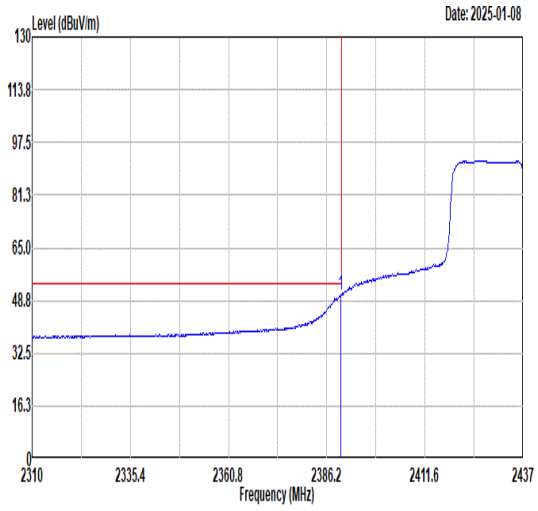 Freq Level Limit Line Margin Read Level Ant Factor Cable Loss Preamp Factor APos TPos Remark MHz dBuV/m dBuV/m dB dBuV dB/m dB dB cm deg 1 2389.88 50.31 54.00 -3.69 48.77 30.44 4.80 33.70 100 77 AVERAGE	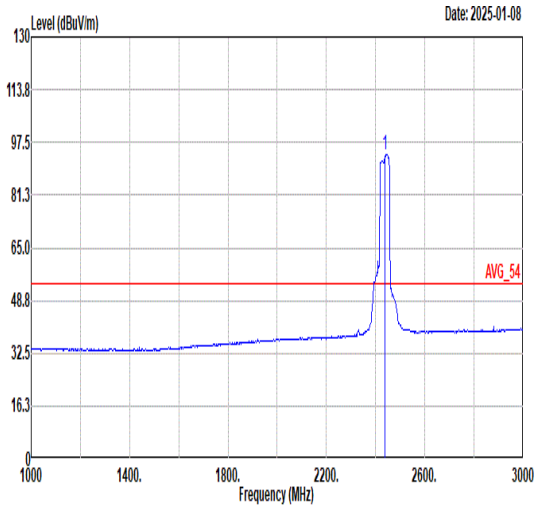 Freq Level Limit Line Margin Read Level Ant Factor Cable Loss Preamp Factor APos TPos Remark MHz dBuV/m dBuV/m dB dBuV dB/m dB dB cm deg 1 2437.00 93.78 ------ ------ 92.04 30.47 4.87 33.60 100 77 AVERAGE

Mode	17	
	Band Edge - R	
	2400-2483.5_802.11n HT40_CH06_2437MHz	
ANT	SISO	
Pol.	Horizontal	Fundamental
Peak	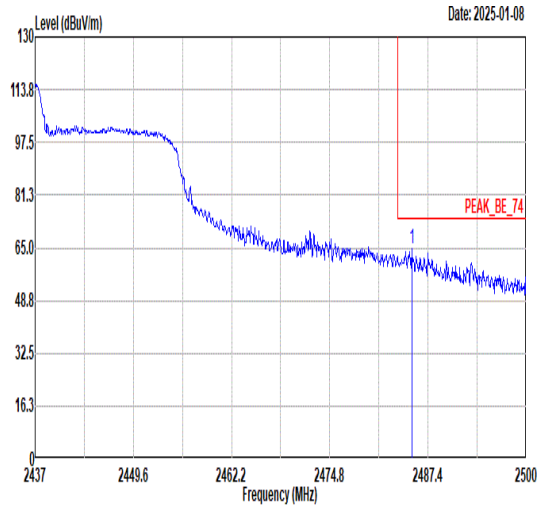 Freq Level Limit Line Margin Read Level Ant Factor Cable Loss Preamp Factor APos TPos Remark MHz dBuV/m dBuV/m dB dBuV dB/m dB dB cm deg 1 2485.32 64.61 74.00 -9.39 62.73 30.49 4.92 33.53 100 77 PEAK	Blank
Avg	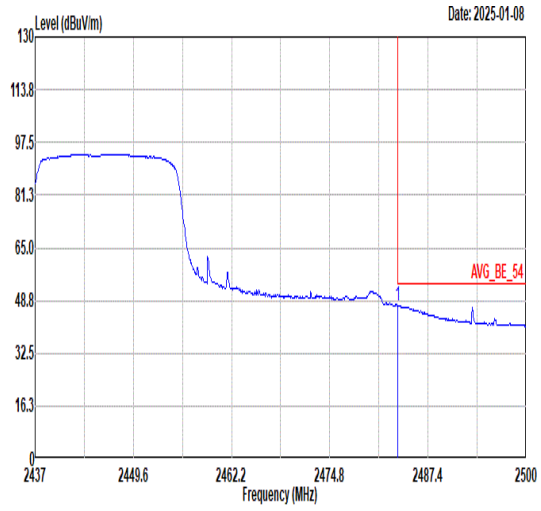 Freq Level Limit Line Margin Read Level Ant Factor Cable Loss Preamp Factor APos TPos Remark MHz dBuV/m dBuV/m dB dBuV dB/m dB dB cm deg 1 2483.56 47.17 54.00 -6.83 45.29 30.49 4.92 33.53 100 77 AVERAGE	Blank

Mode	17	
	Band Edge - L	
	2400-2483.5_802.11n HT40_CH06_2437MHz	
ANT	SISO	
Pol.	Vertical	Fundamental
Peak	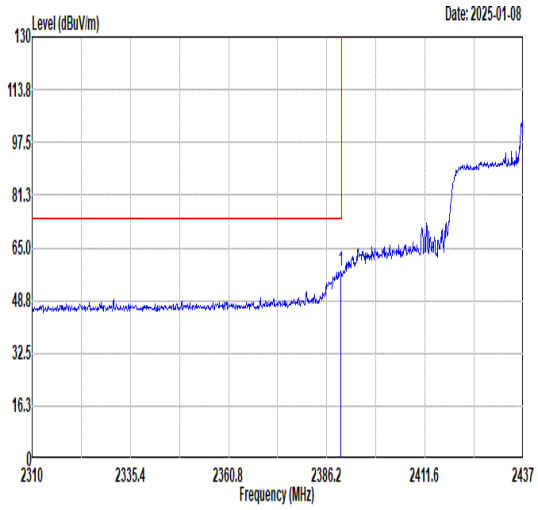 Freq Level Limit Line Margin Read Level Ant Factor Cable Loss Preamp Factor APos TPos Remark MHz dBuV/m dBuV/m dB dBuV dB/m dB dB cm deg 1 2389.76 57.86 74.00 -16.14 56.32 30.44 4.80 33.70 359 360 PEAK	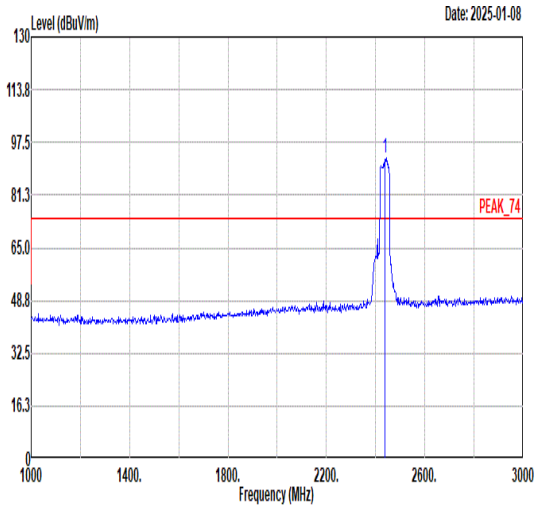 Freq Level Limit Line Margin Read Level Ant Factor Cable Loss Preamp Factor APos TPos Remark MHz dBuV/m dBuV/m dB dBuV dB/m dB dB cm deg 1 2437.00 92.49 ------ ------ 90.76 30.47 4.87 33.61 359 360 PEAK
Avg	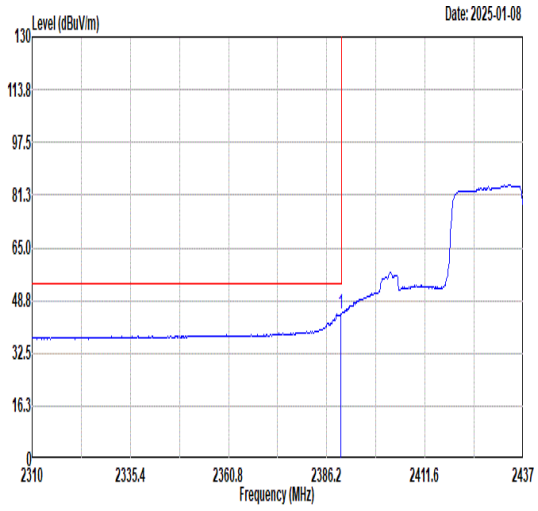 Freq Level Limit Line Margin Read Level Ant Factor Cable Loss Preamp Factor APos TPos Remark MHz dBuV/m dBuV/m dB dBuV dB/m dB dB cm deg 1 2389.88 44.46 54.00 -9.54 42.92 30.44 4.80 33.70 359 360 AVERAGE	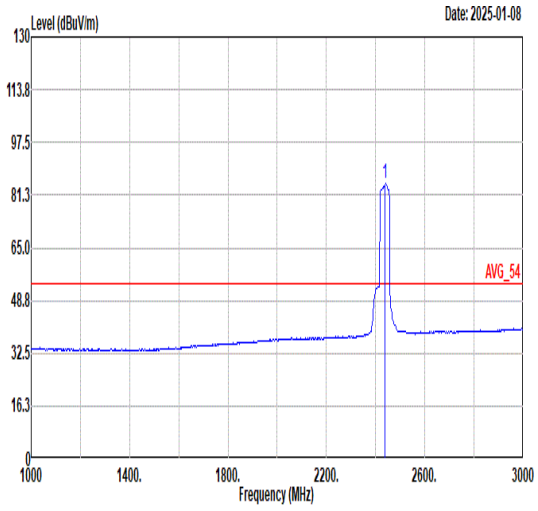 Freq Level Limit Line Margin Read Level Ant Factor Cable Loss Preamp Factor APos TPos Remark MHz dBuV/m dBuV/m dB dBuV dB/m dB dB cm deg 1 2437.00 84.69 ------ ------ 82.97 30.47 4.86 33.61 359 360 AVERAGE

Mode	17	
	Band Edge - R	
	2400-2483.5_802.11n HT40_CH06_2437MHz	
ANT	SISO	
Pol.	Vertical	Fundamental
Peak	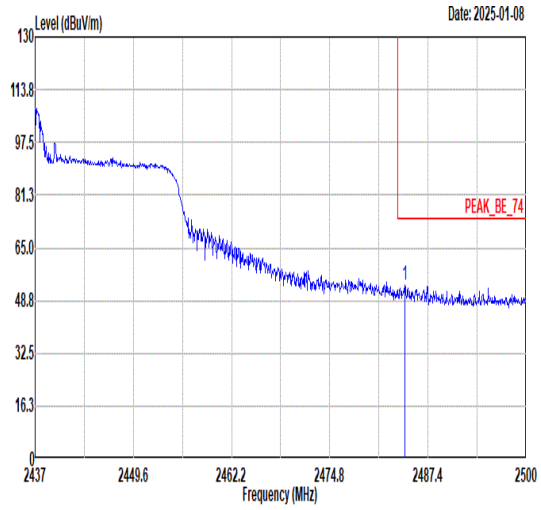 Limit Read Ant Cable Preamp APos TPos Freq Level Line Margin Level Factor Loss Factor Remark MHz dBuV/m dBuV/m dB dBuV dB/m dB dB cm deg 1 2484.44 53.58 74.00 -20.42 51.70 30.49 4.92 33.53 359 360 PEAK	Blank
Avg	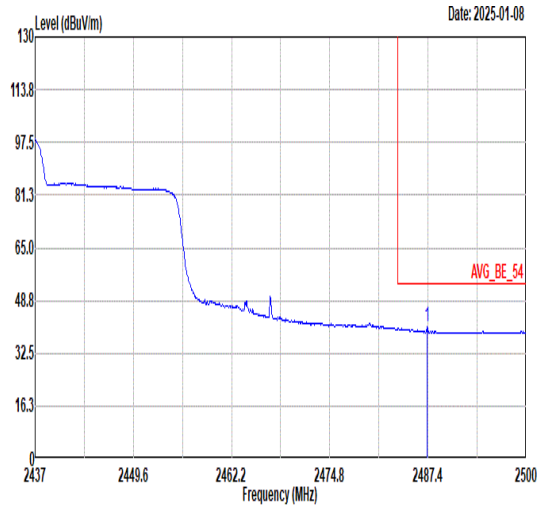 Limit Read Ant Cable Preamp APos TPos Freq Level Line Margin Level Factor Loss Factor Remark MHz dBuV/m dBuV/m dB dBuV dB/m dB dB cm deg 1 2487.27 40.64 54.00 -13.36 38.75 30.49 4.93 33.53 359 360 AVERAGE	Blank

Appendix D. Duty Cycle Plots

Band	Duty Cycle(%)	T(ms)	1/T(kHz)	VBW Setting
802.11b	100	-	-	10Hz
802.11g	100	-	-	10Hz
802.11n HT20	100	-	-	10Hz
802.11n HT40	99.63	-	-	10Hz

802.11b

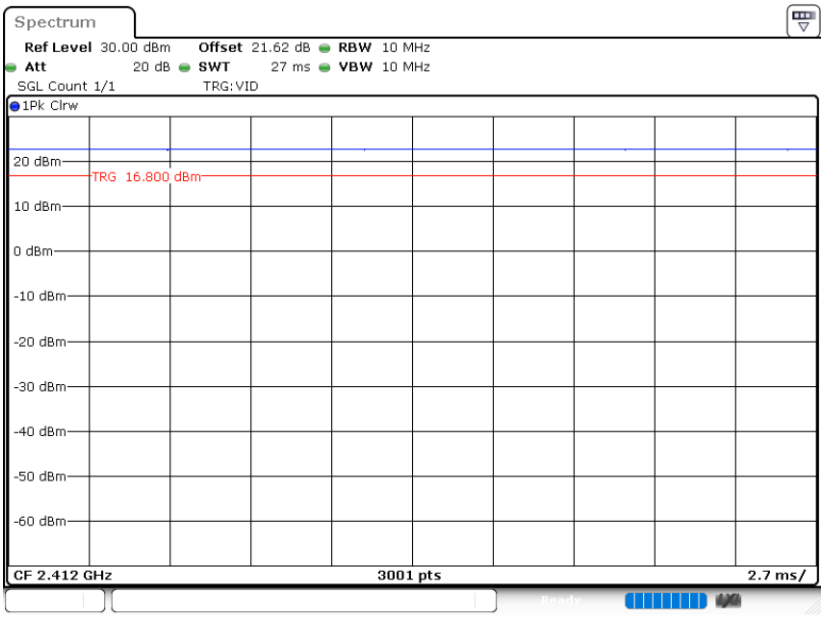

802.11g

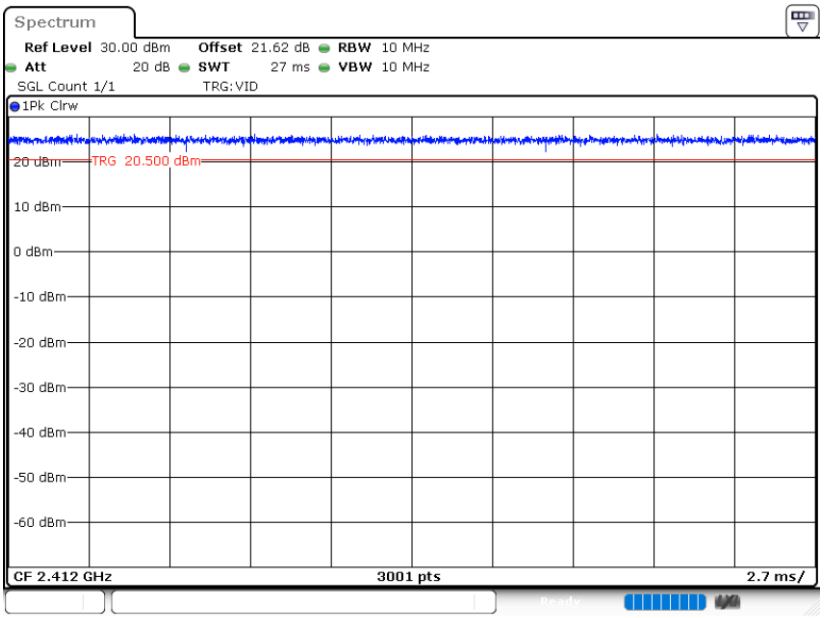

802.11n HT20

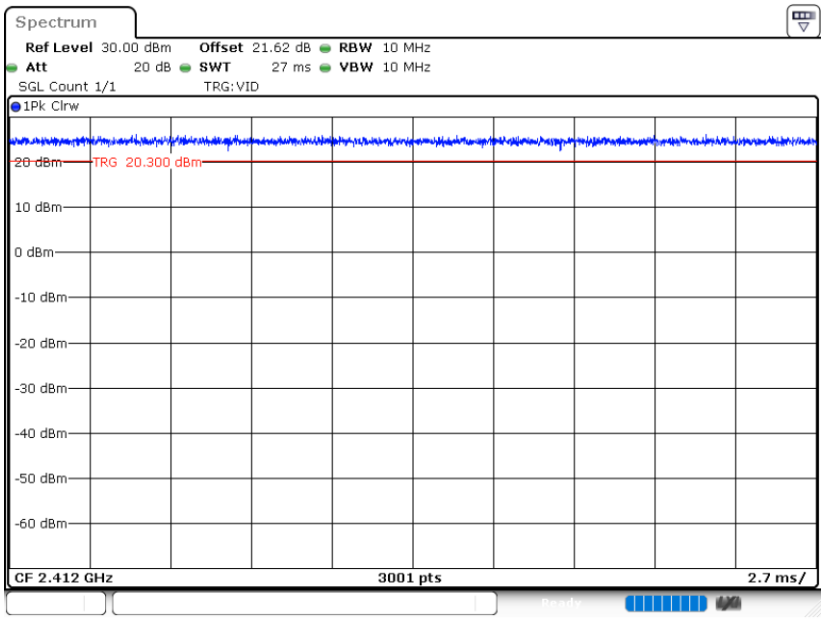

802.11n HT40

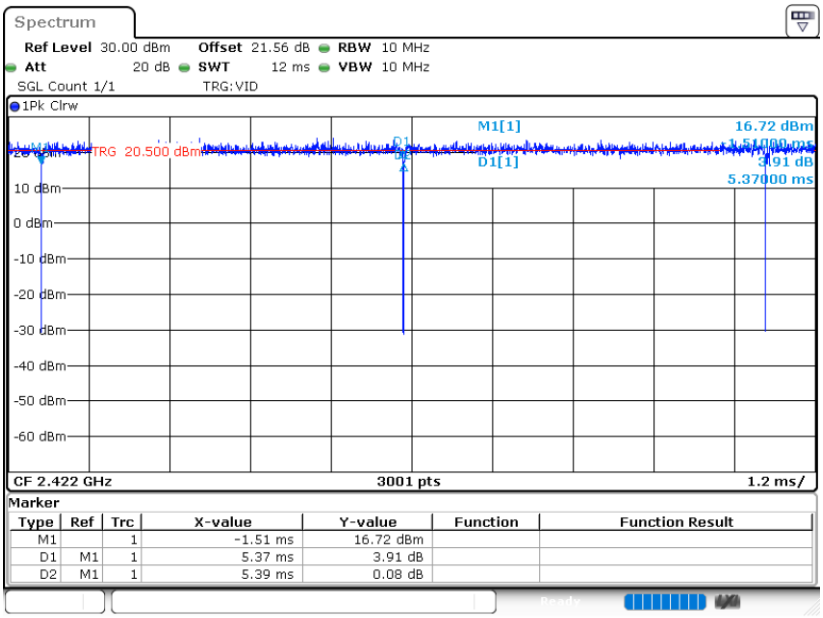
Spectrum
Ref Level 30.00 dBm Offset 21.56 dB RBW 10 MHz
Att 20 dB SWT 12 ms VBW 10 MHz
SGL Count 1/1 TRG:VID
1Pk Clrw
M1[1] 16.72 dBm
-1.51000 ms
TRG 20.500 dBm
D1[1] 3.91 dB
5.37000 ms
10 dBm
0 dBm
-10 dBm
-20 dBm
-30 dBm
-40 dBm
-50 dBm
-60 dBm
CF 2.422 GHz 3001 pts 1.2 ms/
Marker
Type Ref Trc X-value Y-value Function Function Result
M1 1 -1.51 ms 16.72 dBm
D1 M1 1 5.37 ms 3.91 dB
D2 M1 1 5.39 ms 0.08 dB