

# SGS-CSTC Standards Technical Services Co., Ltd. Shenzhen Branch

SZEMC-TRF-01 Rev. A/0 Aug01,2022

Report No.: SZCR230400100905

Page: 1 of 437

## TEST REPORT

**Application No.:** SZCR2304001009AT  
**Applicant:** SZ DJI TECHNOLOGY CO., LTD.  
**Address of Applicant:** Lobby of T2, DJI Sky City, No. 53 Xianyuan Road, Xili Community, Xili Street, Nanshan District, Shenzhen, China.  
**Manufacturer:** SZ DJI TECHNOLOGY CO., LTD.  
**Address of Manufacturer:** Lobby of T2, DJI Sky City, No. 53 Xianyuan Road, Xili Community, Xili Street, Nanshan District, Shenzhen, China.  
**Equipment Under Test (EUT):**  
**EUT Name:** DJI RC 2  
**Model No.:** RC331  
**Trade Mark:** DJI  
**FCC ID:** SS3-RC3312303  
**Standard(s) :** 47 CFR Part 15, Subpart C 15.247  
**Date of Receipt:** 2023-04-10  
**Date of Test:** 2023-04-23 to 2023-05-28  
**Date of Issue:** 2023-06-05

<b>Test Result:</b>	<b>Pass*</b>
---------------------	--------------

\* In the configuration tested, the EUT complied with the standards specified above.

  
 Keny Xu  
 EMC Laboratory Manager



Unless otherwise agreed in writing, this document is issued by the Company subject to its General Conditions of Service printed overleaf, available on request or accessible at <https://www.sgs.com/en/Terms-and-Conditions>. Attention is drawn to the limitation of liability, indemnification and jurisdiction issues defined therein. Any holder of this document is advised that information contained hereon reflects the Company's findings at the time of its intervention only and within the limits of Client's instructions, if any. The Company's sole responsibility is to its Client and this document does not exonerate parties to a transaction from exercising all their rights and obligations under the transaction documents. This document cannot be reproduced except in full, without prior written approval of the Company. Any unauthorized alteration, forgery or falsification of the content or appearance of this document is unlawful and offenders may be prosecuted to the fullest extent of the law. Unless otherwise stated the results shown in this test report refer only to the sample(s) tested and such sample(s) are retained for 30 days only.

Attention: To check the authenticity of testing /inspection report & certificate, please contact us at telephone: (86-755) 8307 1443, or email: [CN.Doccheck@sgs.com](mailto:CN.Doccheck@sgs.com)

SGS-CSTC Standards Technical Services Co., Ltd.  
 Shenzhen Branch EMC Laboratory

No.1 Workshop, M-10, Middle Section, Science & Technology Park, Nanshan District, Shenzhen, Guangdong, China 518057 t (86-755) 26012053 f (86-755) 26710594 www.sgsgroup.com.cn  
 中国·广东·深圳市南山区科技园中区M-10栋1号厂房 邮编: 518057 t (86-755) 26012053 f (86-755) 26710594 sgs.china@sgs.com

## SGS-CSTC Standards Technical Services Co., Ltd. Shenzhen Branch

SZEMC-TRF-01 Rev. A/0 Aug01,2022

Report No.: SZCR230400100905

Page: 2 of 437

Revision Record				
Version	Chapter	Date	Modifier	Remark
01		2023-06-05		Original

Authorized for issue by:				
		Darren Yuan		
		Darren Yuan/Project Engineer		
		Eric Fu		
		Eric Fu/Reviewer		



Unless otherwise agreed in writing, this document is issued by the Company subject to its General Conditions of Service printed overleaf, available on request or accessible at <https://www.sgs.com/en/Terms-and-Conditions>. Attention is drawn to the limitation of liability, indemnification and jurisdiction issues defined therein. Any holder of this document is advised that information contained hereon reflects the Company's findings at the time of its intervention only and within the limits of Client's instructions, if any. The Company's sole responsibility is to its Client and this document does not exonerate parties to a transaction from exercising all their rights and obligations under the transaction documents. This document cannot be reproduced except in full, without prior written approval of the Company. Any unauthorized alteration, forgery or falsification of the content or appearance of this document is unlawful and offenders may be prosecuted to the fullest extent of the law. Unless otherwise stated the results shown in this test report refer only to the sample(s) tested and such sample(s) are retained for 30 days only.

Attention: To check the authenticity of testing /inspection report & certificate, please contact us at telephone: (86-755) 8307 1443, or email: [CN.Doccheck@sgs.com](mailto:CN.Doccheck@sgs.com)

SGS-CSTC Standards Technical Services Co., Ltd.  
Shenzhen Branch Testing & Calibration Laboratory.

No.1 Workshop, M-10, Middle Section, Science & Technology Park, Nanshan District, Shenzhen, Guangdong, China 518057 t (86-755) 26012053 f (86-755) 26710594 www.sgs.com.cn  
中国·广东·深圳市南山区科技园中区M-10栋1号厂房 邮编: 518057 t (86-755) 26012053 f (86-755) 26710594 sgs.china@sgs.com

## 2 Test Summary

Radio Spectrum Technical Requirement				
Item	Standard	Method	Requirement	Result
Antenna Requirement	47 CFR Part 15, Subpart C 15.247	N/A	47 CFR Part 15, Subpart C 15.203 & 15.247(b)(4)	Pass

Radio Spectrum Matter Part				
Item	Standard	Method	Requirement	Result
Conducted Emissions at AC Power Line (150kHz-30MHz)	47 CFR Part 15, Subpart C 15.247	ANSI C63.10 (2013) Section 6.2	47 CFR Part 15, Subpart C 15.207	Pass
Conducted Peak Output Power		ANSI C63.10 (2013) Section 11.9.1	47 CFR Part 15, Subpart C 15.247(b)(3)	Pass
Minimum 6dB Bandwidth		ANSI C63.10 (2013) Section 11.8.1	47 CFR Part 15, Subpart C 15.247a(2)	Pass
Power Spectrum Density		ANSI C63.10 (2013) Section 11.10.2	47 CFR Part 15, Subpart C 15.247(e)	Pass
Conducted Band Edges Measurement		ANSI C63.10 (2013) Section 11.13.3.2	47 CFR Part 15, Subpart C 15.247(d)	Pass
Conducted Spurious Emissions		ANSI C63.10 (2013) Section 11.11	47 CFR Part 15, Subpart C 15.247(d)	Pass
Radiated Emissions which fall in the restricted bands		ANSI C63.10 (2013) Section 6.10.5	47 CFR Part 15, Subpart C 15.205 & 15.209	Pass
Radiated Spurious Emissions Below 1GHz		ANSI C63.10 (2013) Section 6.4,6.5	47 CFR Part 15, Subpart C 15.205 & 15.209	Pass
Radiated Spurious Emissions Above 1GHz		ANSI C63.10 (2013) Section 6.6	47 CFR Part 15, Subpart C 15.205 & 15.209	Pass



Unless otherwise agreed in writing, this document is issued by the Company subject to its General Conditions of Service printed overleaf, available on request or accessible at <https://www.sgs.com/en/Terms-and-Conditions>. Attention is drawn to the limitation of liability, indemnification and jurisdiction issues defined therein. Any holder of this document is advised that information contained hereon reflects the Company's findings at the time of its intervention only and within the limits of Client's instructions, if any. The Company's sole responsibility is to its Client and this document does not exonerate parties to a transaction from exercising all their rights and obligations under the transaction documents. This document cannot be reproduced except in full, without prior written approval of the Company. Any unauthorized alteration, forgery or falsification of the content or appearance of this document is unlawful and offenders may be prosecuted to the fullest extent of the law. Unless otherwise stated the results shown in this test report refer only to the sample(s) tested and such sample(s) are retained for 30 days only.

Attention: To check the authenticity of testing /inspection report & certificate, please contact us at telephone: (86-755) 8307 1443, or email: [CN.Doccheck@sgs.com](mailto:CN.Doccheck@sgs.com)

SGS-CSTC Standards Technical Services Co., Ltd.  
Shenzhen Branch Testing Center EEC Laboratory.

No.1 Workshop, M-10, Middle Section, Science & Technology Park, Nanshan District, Shenzhen, Guangdong, China 518057 t (86-755) 26012053 f (86-755) 26710594 www.sgs.com.cn  
中国·广东·深圳市南山区科技园中区M-10栋1号厂房 邮编:518057 t (86-755) 26012053 f (86-755) 26710594 sgs.china@sgs.com

### 3 Contents

	Page
1 Cover Page .....	1
2 Test Summary .....	3
3 Contents .....	4
4 General Information.....	6
4.1 Details of E.U.T.....	6
4.2 Description of Support Units.....	7
4.3 Measurement Uncertainty .....	8
4.4 Test Location .....	9
4.5 Test Facility.....	9
4.6 Deviation from Standards.....	9
4.7 Abnormalities from Standard Conditions.....	9
5 Equipment List .....	10
6 Radio Spectrum Technical Requirement.....	14
6.1 Antenna Requirement .....	14
6.1.1 Test Requirement: .....	14
6.1.2 Conclusion .....	14
7 Radio Spectrum Matter Test Results.....	15
7.1 Conducted Emissions at AC Power Line (150kHz-30MHz) .....	15
7.1.1 E.U.T. Operation .....	15
7.1.2 Test Mode Description .....	15
7.1.3 Test Setup Diagram .....	16
7.1.4 Measurement Procedure and Data.....	16
7.2 Conducted Peak Output Power .....	19
7.2.1 E.U.T. Operation .....	19
7.2.2 Test Mode Description .....	19
7.2.3 Test Setup Diagram .....	20
7.2.4 Measurement Procedure and Data.....	20
7.3 Minimum 6dB Bandwidth.....	21
7.3.1 E.U.T. Operation .....	21
7.3.2 Test Mode Description .....	21
7.3.3 Test Setup Diagram .....	22
7.3.4 Measurement Procedure and Data.....	22
7.4 Power Spectrum Density .....	23
7.4.1 E.U.T. Operation .....	23
7.4.2 Test Mode Description .....	23
7.4.3 Test Setup Diagram .....	24
7.4.4 Measurement Procedure and Data.....	24
7.5 Conducted Band Edges Measurement .....	25





## SGS-CSTC Standards Technical Services Co., Ltd. Shenzhen Branch

SZEMC-TRF-01 Rev. A/0 Aug01,2022

Report No.: SZCR230400100905

Page: 5 of 437

7.5.1	E.U.T. Operation .....	25
7.5.2	Test Mode Description .....	25
7.5.3	Test Setup Diagram .....	26
7.5.4	Measurement Procedure and Data .....	26
7.6	Conducted Spurious Emissions .....	27
7.6.1	E.U.T. Operation .....	27
7.6.2	Test Mode Description .....	27
7.6.3	Test Setup Diagram .....	28
7.6.4	Measurement Procedure and Data .....	28
7.7	Radiated Emissions which fall in the restricted bands .....	29
7.7.1	E.U.T. Operation .....	29
7.7.2	Test Mode Description .....	29
7.7.3	Test Setup Diagram .....	30
7.7.4	Measurement Procedure and Data .....	31
7.8	Radiated Spurious Emissions Below 1GHz .....	88
7.8.1	E.U.T. Operation .....	88
7.8.2	Test Mode Description .....	88
7.8.3	Test Setup Diagram .....	89
7.8.4	Measurement Procedure and Data .....	90
7.9	Radiated Spurious Emissions Above 1GHz .....	94
7.9.1	E.U.T. Operation .....	94
7.9.2	Test Mode Description .....	94
7.9.3	Test Setup Diagram .....	95
7.9.4	Measurement Procedure and Data .....	96
8	Test Setup Photo .....	109
9	EUT Constructional Details (EUT Photos) .....	109
10	Appendix .....	110



Unless otherwise agreed in writing, this document is issued by the Company subject to its General Conditions of Service printed overleaf, available on request or accessible at <https://www.sgs.com/en/Terms-and-Conditions>. Attention is drawn to the limitation of liability, indemnification and jurisdiction issues defined therein. Any holder of this document is advised that information contained hereon reflects the Company's findings at the time of its intervention only and within the limits of Client's instructions, if any. The Company's sole responsibility is to its Client and this document does not exonerate parties to a transaction from exercising all their rights and obligations under the transaction documents. This document cannot be reproduced except in full, without prior written approval of the Company. Any unauthorized alteration, forgery or falsification of the content or appearance of this document is unlawful and offenders may be prosecuted to the fullest extent of the law. Unless otherwise stated the results shown in this test report refer only to the sample(s) tested and such sample(s) are retained for 30 days only.

Attention: To check the authenticity of testing /inspection report & certificate, please contact us at telephone: (86-755) 8307 1443, or email: [CN.Doccheck@sgs.com](mailto:CN.Doccheck@sgs.com)

SGS-CSTC Standards Technical Services Co., Ltd.  
Shenzhen Branch Testing Center EEC Laboratory.

No.1 Workshop, M-10, Middle Section, Science & Technology Park, Nanshan District, Shenzhen, Guangdong, China 518057 t (86-755) 26012053 f (86-755) 26710594 www.sgs.com.cn  
中国·广东·深圳市南山区科技园中区M-10栋1号厂房 邮编: 518057 t (86-755) 26012053 f (86-755) 26710594 sgs.china@sgs.com

## 4 General Information

### 4.1 Details of E.U.T.

Power supply:	Powered by Lithium-ion Rechargeable Cell Battery information Model: INR18650-32HE Nominal Voltage: 3.6V DC Capacity: 3100mAh*2
Cable(s):	USB Type-C to Type-C cable: 50cm unshielded USB Type-A to Type-C cable: 50cm unshielded
Operation Frequency:	1.4MHz mode A: 2403.5MHz-2467.5MHz 1.4MHz mode B: 2405.12MHz-2469.12MHz 1.4MHz mode C: 2404.69MHz-2464.69MHz 1.4MHz mode D: 2406.31MHz-2466.31MHz 3MHz mode A: 2405.5MHz-2465.5MHz 3MHz mode B: 2408.2MHz-2468.2MHz 3MHz mode C: 2407.88MHz-2462.88MHz 3MHz mode D: 2411.12MHz-2466.12MHz 5MHz mode A: 2404.5MHz-2469.5MHz 5MHz mode B: 2405.26MHz-2462.26MHz 5MHz mode C: 2411.74MHz-2468.74MHz 10MHz mode A: 2407.5MHz-2467.5MHz 10MHz mode B: 2408.75MHz-2453.75MHz 10MHz mode C: 2422.25MHz-2467.25MHz 20MHz: 2412.5MHz-2462.5MHz 40MHz: 2422.5MHz-2452.5MHz 60MHz: 2432.5MHz-2442.5MHz
Modulation Type:	OFDM
Channel Spacing:	1.4MHz mode A: 2MHz 1.4MHz mode B: 2MHz 1.4MHz mode C: 3MHz 1.4MHz mode D: 3MHz 3MHz mode A: 3MHz 3MHz mode B: 3MHz 3MHz mode C: 5MHz 3MHz mode D: 5MHz 5MHz mode A: 5MHz 5MHz mode B: 1MHz 5MHz mode C: 1MHz 10MHz mode A: 1MHz



## SGS-CSTC Standards Technical Services Co., Ltd. Shenzhen Branch

SZEMC-TRF-01 Rev. A/0 Aug01,2022

Report No.: SZCR230400100905

Page: 7 of 437

	10MHz mode B: 1MHz 10MHz mode C: 1MHz 20MHz: 1MHz 40MHz: 1MHz 60MHz: 1MHz
Number of Channels:	1.4MHz mode A: 33 1.4MHz mode B: 33 1.4MHz mode C: 21 1.4MHz mode D: 21 3MHz mode A: 21 3MHz mode B: 21 3MHz mode C: 12 3MHz mode D: 12 5MHz mode A: 14 5MHz mode B: 58 5MHz mode C: 58 10MHz mode A: 61 10MHz mode B: 46 10MHz mode C: 46 20MHz: 51 40MHz: 31 60MHz: 11
Antenna Type:	PCB Antenna
Antenna Gain:	Antenna 0&3: 1dBi, Antenna 1&2: 1.5dBi

Remark: The information in this section is provided by the applicant or manufacturer, SGS is not liable to the accuracy, suitability, reliability or/and integrity of the information.

### 4.2 Description of Support Units

Description	Manufacturer	Model No.	Serial No.
Power Adapter	DJI	PD-65US	N/A



Unless otherwise agreed in writing, this document is issued by the Company subject to its General Conditions of Service printed overleaf, available on request or accessible at <https://www.sgs.com/en/Terms-and-Conditions>. Attention is drawn to the limitation of liability, indemnification and jurisdiction issues defined therein. Any holder of this document is advised that information contained hereon reflects the Company's findings at the time of its intervention only and within the limits of Client's instructions, if any. The Company's sole responsibility is to its Client and this document does not exonerate parties to a transaction from exercising all their rights and obligations under the transaction documents. This document cannot be reproduced except in full, without prior written approval of the Company. Any unauthorized alteration, forgery or falsification of the content or appearance of this document is unlawful and offenders may be prosecuted to the fullest extent of the law. Unless otherwise stated the results shown in this test report refer only to the sample(s) tested and such sample(s) are retained for 30 days only.

Attention: To check the authenticity of testing /inspection report & certificate, please contact us at telephone: (86-755) 8307 1443, or email: [CN.Doccheck@sgs.com](mailto:CN.Doccheck@sgs.com)

No.1 Workshop, M-10, Middle Section, Science & Technology Park, Nanshan District, Shenzhen, Guangdong, China 518057 t (86-755) 26012053 f (86-755) 26710594 www.sgs.com  
中国·广东·深圳市南山区科技园中区M-10栋1号厂房 邮编: 518057 t (86-755) 26012053 f (86-755) 26710594 sgs.china@sgs.com

## 4.3 Measurement Uncertainty

Test Item	Measurement Uncertainty
Conducted Emissions at AC Power Line (150kHz-30MHz)	$\pm 3.0\text{dB}$ (150kHz to 30MHz)
Conducted Peak Output Power	$\pm 0.75\text{dB}$
Minimum 6dB Bandwidth	$\pm 3\%$
Power Spectrum Density	$\pm 2.84\text{dB}$
Conducted Band Edges Measurement	$\pm 0.75\text{dB}$
Conducted Spurious Emissions	$\pm 0.75\text{dB}$
Radiated Emissions which fall in the restricted bands	$\pm 4.5\text{dB}$ (Below 1GHz); $\pm 4.8\text{dB}$ (Above 1GHz)
Radiated Spurious Emissions Below 1GHz	$\pm 4.5\text{dB}$
Radiated Spurious Emissions Above 1GHz	$\pm 4.8\text{dB}$

### Remark:

The  $U_{\text{lab}}$  (lab Uncertainty) is less than  $U_{\text{CISPR/ETSI}}$  (CISPR/ETSI Uncertainty), so the test results

- compliance is deemed to occur if no measured disturbance level exceeds the disturbance limit;
- non-compliance is deemed to occur if any measured disturbance level exceeds the disturbance limit.



## SGS-CSTC Standards Technical Services Co., Ltd. Shenzhen Branch

SZEMC-TRF-01 Rev. A/0 Aug01,2022

Report No.: SZCR230400100905

Page: 9 of 437

### 4.4 Test Location

All tests were performed at:

SGS-CSTC Standards Technical Services Co., Ltd., Shenzhen Branch

No. 1 Workshop, M-10, Middle Section, Science & Technology Park, Nanshan District, Shenzhen, Guangdong, China. 518057.

Tel: +86 755 2601 2053 Fax: +86 755 2671 0594

No tests were sub-contracted.

### 4.5 Test Facility

The test facility is recognized, certified, or accredited by the following organizations:

#### • A2LA (Certificate No. 3816.01)

SGS-CSTC Standards Technical Services Co., Ltd., Shenzhen EMC Laboratory is accredited by the American Association for Laboratory Accreditation(A2LA). Certificate No. 3816.01.

#### • VCCI (Member No. 1937)

The 3m Fully-anechoic chamber for above 1GHz, 10m Semi-anechoic chamber for below 1GHz, Shielded Room for Mains Port Conducted Interference Measurement and Telecommunication Port Conducted Interference Measurement of SGS-CSTC Standards Technical Services Co., Ltd. Shenzhen EMC laboratory have been registered in accordance with the Regulations for Voluntary Control Measures with Registration No.: G-20026, R-14188, C-12383 and T-11153 respectively.

#### • FCC –Designation Number: CN1336

SGS-CSTC Standards Technical Services Co., Ltd., Shenzhen EMC Laboratory has been recognized as an accredited testing laboratory.

Designation Number: CN1336. Test Firm Registration Number: 787754.

#### • Innovation, Science and Economic Development Canada

SGS-CSTC Standards Technical Services Co., Ltd., Shenzhen EMC Laboratory has been recognized by ISED as an accredited testing laboratory.

CAB identifier: CN0006.

IC#: 4620C.

### 4.6 Deviation from Standards

None

### 4.7 Abnormalities from Standard Conditions

None



Unless otherwise agreed in writing, this document is issued by the Company subject to its General Conditions of Service printed overleaf, available on request or accessible at <https://www.sgs.com/en/Terms-and-Conditions>. Attention is drawn to the limitation of liability, indemnification and jurisdiction issues defined therein. Any holder of this document is advised that information contained hereon reflects the Company's findings at the time of its intervention only and within the limits of Client's instructions, if any. The Company's sole responsibility is to its Client and this document does not exonerate parties to a transaction from exercising all their rights and obligations under the transaction documents. This document cannot be reproduced except in full, without prior written approval of the Company. Any unauthorized alteration, forgery or falsification of the content or appearance of this document is unlawful and offenders may be prosecuted to the fullest extent of the law. Unless otherwise stated the results shown in this test report refer only to the sample(s) tested and such sample(s) are retained for 30 days only.

Attention: To check the authenticity of testing /inspection report & certificate, please contact us at telephone: (86-755) 8307 1443, or email: [CN.Doccheck@sgs.com](mailto:CN.Doccheck@sgs.com)

SGS-CSTC Standards Technical Services Co., Ltd.  
Shenzhen Branch Testing Center EMC Laboratory.

No.1 Workshop, M-10, Middle Section, Science & Technology Park, Nanshan District, Shenzhen, Guangdong, China 518057 t (86-755) 26012053 f (86-755) 26710594 www.sgsgroup.com.cn  
中国·广东·深圳市南山区科技园中区M-10栋1号厂房 邮编: 518057 t (86-755) 26012053 f (86-755) 26710594 sgs.china@sgs.com

## 5 Equipment List

Conducted Emissions at AC Power Line (150kHz-30MHz)					
Equipment	Manufacturer	Model No.	Inventory No.	Cal Date	Cal Due Date
Shielding Room	ZhongYu Electron	GB-88	SEM001-06	2022-05-14	2025-05-13
EMI Test Receiver	Rohde&Schwarz	ESCI	SEM004-02	2023-03-20	2024-03-19
Measurement Software	AUDIX	e3 V8.2014-6-27a	N/A	N/A	N/A
Coaxial Cable	SGS	N/A	SEM024-01	2022-07-08	2023-07-07
LISN	Rohde&Schwarz	ENV216	SEM007-01	2022-09-20	2023-09-19
LISN	ETS-LINDGREN	3816/2	SEM007-02	2023-03-20	2024-03-19

Conducted Peak Output Power					
Equipment	Manufacturer	Model No.	Inventory No.	Cal Date	Cal Due Date
Power Sensor	TST PASS	TSPS2023R	SEM009-26	2023-04-01	2024-03-31
Power Sensor	KEYSIGHT	U2021XA	SEM009-16	2023-03-21	2024-03-20
DC Power Supply	Chroma	62012P-80-60	SEM011-11	2022-10-20	2023-10-19
MXA Signal Analyzer	KEYSIGHT	N9020A	SEM004-19	2023-03-21	2024-03-20
Measurement Software	TST PASS	TST PASS V2.0	N/A	N/A	N/A
Coaxial Cable	SGS	N/A	SEM031-01	2022-07-08	2023-07-07
Attenuator	Huber+Suhner	6620_SMA-50-1	SEM021-09	2023-03-31	2024-03-30

Minimum 6dB Bandwidth					
Equipment	Manufacturer	Model No.	Inventory No.	Cal Date	Cal Due Date
DC Power Supply	Chroma	62012P-80-60	SEM011-11	2022-10-20	2023-10-19
MXA Signal Analyzer	KEYSIGHT	N9020A	SEM004-19	2023-03-21	2024-03-20
Measurement Software	TST PASS	TST PASS V2.0	N/A	N/A	N/A
Coaxial Cable	SGS	N/A	SEM031-01	2022-07-08	2023-07-07
Attenuator	Huber+Suhner	6620_SMA-50-1	SEM021-09	2023-03-31	2024-03-30



Unless otherwise agreed in writing, this document is issued by the Company subject to its General Conditions of Service printed overleaf, available on request or accessible at <https://www.sgs.com/en/Terms-and-Conditions>. Attention is drawn to the limitation of liability, indemnification and jurisdiction issues defined therein. Any holder of this document is advised that information contained hereon reflects the Company's findings at the time of its intervention only and within the limits of Client's instructions, if any. The Company's sole responsibility is to its Client and this document does not exonerate parties to a transaction from exercising all their rights and obligations under the transaction documents. This document cannot be reproduced except in full, without prior written approval of the Company. Any unauthorized alteration, forgery or falsification of the content or appearance of this document is unlawful and offenders may be prosecuted to the fullest extent of the law. Unless otherwise stated the results shown in this test report refer only to the sample(s) tested and such sample(s) are retained for 30 days only.

Attention: To check the authenticity of testing /inspection report & certificate, please contact us at telephone: (86-755) 8307 1443, or email: [CN.Doccheck@sgs.com](mailto:CN.Doccheck@sgs.com)

No.1 Workshop, M-10, Middle Section, Science & Technology Park, Nanshan District, Shenzhen, Guangdong, China 518057 t (86-755) 26012053 f (86-755) 26710594 www.sgsgroup.com.cn  
中国·广东·深圳市南山区科技园中区M-10栋1号厂房 邮编:518057 t (86-755) 26012053 f (86-755) 26710594 sgs.china@sgs.com

## SGS-CSTC Standards Technical Services Co., Ltd. Shenzhen Branch

SZEMC-TRF-01 Rev. A/0 Aug01,2022

Report No.: SZCR230400100905

Page: 11 of 437

Power Spectrum Density					
Equipment	Manufacturer	Model No.	Inventory No.	Cal Date	Cal Due Date
DC Power Supply	Chroma	62012P-80-60	SEM011-11	2022-10-20	2023-10-19
MXA Signal Analyzer	KEYSIGHT	N9020A	SEM004-19	2023-03-21	2024-03-20
Measurement Software	TST PASS	TST PASS V2.0	N/A	N/A	N/A
Coaxial Cable	SGS	N/A	SEM031-01	2022-07-08	2023-07-07
Attenuator	Huber+Suhner	6620_SMA-50-1	SEM021-09	2023-03-31	2024-03-30

Conducted Band Edges Measurement					
Equipment	Manufacturer	Model No.	Inventory No.	Cal Date	Cal Due Date
DC Power Supply	Chroma	62012P-80-60	SEM011-11	2022-10-20	2023-10-19
MXA Signal Analyzer	KEYSIGHT	N9020A	SEM004-19	2023-03-21	2024-03-20
Measurement Software	TST PASS	TST PASS V2.0	N/A	N/A	N/A
Coaxial Cable	SGS	N/A	SEM031-01	2022-07-08	2023-07-07
Attenuator	Huber+Suhner	6620_SMA-50-1	SEM021-09	2023-03-31	2024-03-30

Conducted Spurious Emissions					
Equipment	Manufacturer	Model No.	Inventory No.	Cal Date	Cal Due Date
DC Power Supply	Chroma	62012P-80-60	SEM011-11	2022-10-20	2023-10-19
MXA Signal Analyzer	KEYSIGHT	N9020A	SEM004-19	2023-03-21	2024-03-20
Measurement Software	TST PASS	TST PASS V2.0	N/A	N/A	N/A
Coaxial Cable	SGS	N/A	SEM031-01	2022-07-08	2023-07-07
Attenuator	Huber+Suhner	6620_SMA-50-1	SEM021-09	2023-03-31	2024-03-30



Unless otherwise agreed in writing, this document is issued by the Company subject to its General Conditions of Service printed overleaf, available on request or accessible at <https://www.sgs.com/en/Terms-and-Conditions>. Attention is drawn to the limitation of liability, indemnification and jurisdiction issues defined therein. Any holder of this document is advised that information contained hereon reflects the Company's findings at the time of its intervention only and within the limits of Client's instructions, if any. The Company's sole responsibility is to its Client and this document does not exonerate parties to a transaction from exercising all their rights and obligations under the transaction documents. This document cannot be reproduced except in full, without prior written approval of the Company. Any unauthorized alteration, forgery or falsification of the content or appearance of this document is unlawful and offenders may be prosecuted to the fullest extent of the law. Unless otherwise stated the results shown in this test report refer only to the sample(s) tested and such sample(s) are retained for 30 days only.

Attention: To check the authenticity of testing /inspection report & certificate, please contact us at telephone: (86-755) 8307 1443, or email: [CN.Doccheck@sgs.com](mailto:CN.Doccheck@sgs.com)

SGS-CSTC Standards Technical Services Co., Ltd.  
Shenzhen Branch Testing Center EEC Laboratory.

No.1 Workshop, M-10, Middle Section, Science & Technology Park, Nanshan District, Shenzhen, Guangdong, China 518057 t (86-755) 26012053 f (86-755) 26710594 www.sgsgroup.com.cn  
中国·广东·深圳市南山区科技园中区M-10栋1号厂房 邮编:518057 t (86-755) 26012053 f (86-755) 26710594 sgs.china@sgs.com

# SGS-CSTC Standards Technical Services Co., Ltd. Shenzhen Branch

SZEMC-TRF-01 Rev. A/0 Aug01,2022

Report No.: SZCR230400100905

Page: 12 of 437

Radiated Emissions which fall in the restricted bands					
Equipment	Manufacturer	Model No.	Inventory No.	Cal Date	Cal Due Date
3m Semi-Anechoic Chamber	AUDIX	N/A	SEM001-02	2022-04-02	2025-04-01
Signal Analyzer	Rohde & Schwarz	FSV40	SEM008-04	2023-03-20	2024-03-19
Horn Antenna	Rohde&Schwarz	HF907	SEM003-07	2022-07-24	2024-07-23
Microwave system amplifier	Agilent	83017A	SEM005-25	2022-09-21	2023-09-20
Measurement Software	AUDIX	e3 V8.2014-6-27	N/A	N/A	N/A
Coaxial Cable	SGS	N/A	SEM026-01	2022-07-08	2023-07-07
Broad-Band Horn Antenna	Schwarzbeck	BBHA 9170	SEM003-15	2022-08-10	2024-08-09
Pre-Amplifier	Compliance Directions Systems Inc.	PAP-2640-50	SEM005-08	2023-03-20	2024-03-19

Radiated Spurious Emissions Below 1GHz					
Equipment	Manufacturer	Model No.	Inventory No.	Cal Date	Cal Due Date
10m Semi-Anechoic Chamber	SAEMC	FSAC1018	SEM001-03	2021-03-27	2024-03-26
MXE EMI receiver	KEYSIGHT	N9038A	SEM004-16	2022-10-20	2023-10-19
Trilog-Broadband Antenna	Schwarzbeck	VULB9168	SEM003-18	2021-10-28	2023-10-27
Pre-amplifier	Sonoma Instrument Co	310N	SEM005-04	2023-03-31	2024-03-30
Loop Antenna	ETS-Lindgren	6502	SEM003-08	2021-11-30	2023-11-29
Measurement Software	AUDIX	e3 V8.2014-6-27	N/A	N/A	N/A
Coaxial Cable	SGS	N/A	SEM029-01	2022-07-08	2023-07-07



Unless otherwise agreed in writing, this document is issued by the Company subject to its General Conditions of Service printed overleaf, available on request or accessible at <https://www.sgs.com/en/Terms-and-Conditions>. Attention is drawn to the limitation of liability, indemnification and jurisdiction issues defined therein. Any holder of this document is advised that information contained hereon reflects the Company's findings at the time of its intervention only and within the limits of Client's instructions, if any. The Company's sole responsibility is to its Client and this document does not exonerate parties to a transaction from exercising all their rights and obligations under the transaction documents. This document cannot be reproduced except in full, without prior written approval of the Company. Any unauthorized alteration, forgery or falsification of the content or appearance of this document is unlawful and offenders may be prosecuted to the fullest extent of the law. Unless otherwise stated the results shown in this test report refer only to the sample(s) tested and such sample(s) are retained for 30 days only.

Attention: To check the authenticity of testing /inspection report & certificate, please contact us at telephone: (86-755) 8307 1443, or email: [CN.Doccheck@sgs.com](mailto:CN.Doccheck@sgs.com)

SGS-CSTC Standards Technical Services Co., Ltd.  
Shenzhen Branch Testing Center EEC Laboratory.

No.1 Workshop, M-10, Middle Section, Science & Technology Park, Nanshan District, Shenzhen, Guangdong, China 518057 t (86-755) 26012053 f (86-755) 26710594 www.sgs.com.cn  
中国·广东·深圳市南山区科技园中区M-10栋1号厂房 邮编: 518057 t (86-755) 26012053 f (86-755) 26710594 sgs.china@sgs.com



# SGS-CSTC Standards Technical Services Co., Ltd. Shenzhen Branch

SZEMC-TRF-01 Rev. A/0 Aug01,2022

Report No.: SZCR230400100905

Page: 13 of 437

Radiated Spurious Emissions Above 1GHz					
Equipment	Manufacturer	Model No.	Inventory No.	Cal Date	Cal Due Date
3m Semi-Anechoic Chamber	AUDIX	N/A	SEM001-02	2022-04-02	2025-04-01
Signal Analyzer	Rohde & Schwarz	FSV40	SEM008-04	2023-03-20	2024-03-19
Horn Antenna	Rohde&Schwarz	HF907	SEM003-07	2022-07-24	2024-07-23
Microwave system amplifier	Agilent	83017A	SEM005-25	2022-09-21	2023-09-20
Measurement Software	AUDIX	e3 V8.2014-6-27	N/A	N/A	N/A
Coaxial Cable	SGS	N/A	SEM026-01	2022-07-08	2023-07-07

General used equipment					
Equipment	Manufacturer	Model No.	Inventory No.	Cal Date	Cal Due Date
Humidity/ Temperature Indicator	Mingle	N/A	SEM002-08	2022-09-04	2023-09-03
Humidity/ Temperature Indicator	Anymetre	TH101B	SEM002-09	2022-09-04	2023-09-03
Barometer	Changchun Meteorological Industry Factory	DYM3	SEM002-01	2023-03-23	2024-03-22



Unless otherwise agreed in writing, this document is issued by the Company subject to its General Conditions of Service printed overleaf, available on request or accessible at <https://www.sgs.com/en/Terms-and-Conditions>. Attention is drawn to the limitation of liability, indemnification and jurisdiction issues defined therein. Any holder of this document is advised that information contained hereon reflects the Company's findings at the time of its intervention only and within the limits of Client's instructions, if any. The Company's sole responsibility is to its Client and this document does not exonerate parties to a transaction from exercising all their rights and obligations under the transaction documents. This document cannot be reproduced except in full, without prior written approval of the Company. Any unauthorized alteration, forgery or falsification of the content or appearance of this document is unlawful and offenders may be prosecuted to the fullest extent of the law. Unless otherwise stated the results shown in this test report refer only to the sample(s) tested and such sample(s) are retained for 30 days only.

Attention: To check the authenticity of testing /inspection report & certificate, please contact us at telephone: (86-755) 8307 1443, or email: [CN.Doccheck@sgs.com](mailto:CN.Doccheck@sgs.com)

SGS-CSTC Standards Technical Services Co., Ltd.  
Shenzhen Branch Testing Center EEC Laboratory.

No.1 Workshop, M-10, Middle Section, Science & Technology Park, Nanshan District, Shenzhen, Guangdong, China 518057 t (86-755) 26012053 f (86-755) 26710594 www.sgsgroup.com.cn  
中国·广东·深圳市南山区科技园中区M-10栋1号厂房 邮编: 518057 t (86-755) 26012053 f (86-755) 26710594 sgs.china@sgs.com

## 6 Radio Spectrum Technical Requirement

### 6.1 Antenna Requirement

#### 6.1.1 Test Requirement:

47 CFR Part 15, Subpart C 15.203 & 15.247(b)(4)

#### 6.1.2 Conclusion

Standard Requirement:

An intentional radiator shall be designed to ensure that no antenna other than that furnished by the responsible party shall be used with the device. The use of a permanently attached antenna or of an antenna that uses a unique coupling to the intentional radiator, the manufacturer may design the unit so that a broken antenna can be replaced by the user, but the use of a standard antenna jack or electrical connector is prohibited.

15.247(b) (4) requirement:

The conducted output power limit specified in paragraph (b) of this section is based on the use of antennas with directional gains that do not exceed 6 dBi. Except as shown in paragraph (c) of this section, if transmitting antennas of directional gain greater than 6 dBi are used, the conducted output power from the intentional radiator shall be reduced below the stated values in paragraphs (b)(1), (b)(2), and (b)(3) of this section, as appropriate, by the amount in dB that the directional gain of the antenna exceeds 6 dBi.

EUT Antenna:

The antenna is integrated on the main PCB and no consideration of replacement. The best case gain of the antenna is Antenna 0&3: 1dBi, Antenna 1&2: 1.5dBi, the directional gain is 4.51dBi

Antenna location: Refer to internal photo.

## 7 Radio Spectrum Matter Test Results

### 7.1 Conducted Emissions at AC Power Line (150kHz-30MHz)

Test Requirement 47 CFR Part 15, Subpart C 15.207

Test Method: ANSI C63.10 (2013) Section 6.2

Limit:

Frequency of emission(MHz)	Conducted limit(dBμV)	
	Quasi-peak	Average
0.15-0.5	66 to 56*	56 to 46*
0.5-5	56	46
5-30	60	50
*Decreases with the logarithm of the frequency.		
Detector: Peak for pre-scan (9kHz resolution bandwidth) 0.15M to 30MHz		

#### 7.1.1 E.U.T. Operation

Operating Environment:

Temperature: 23.2 °C

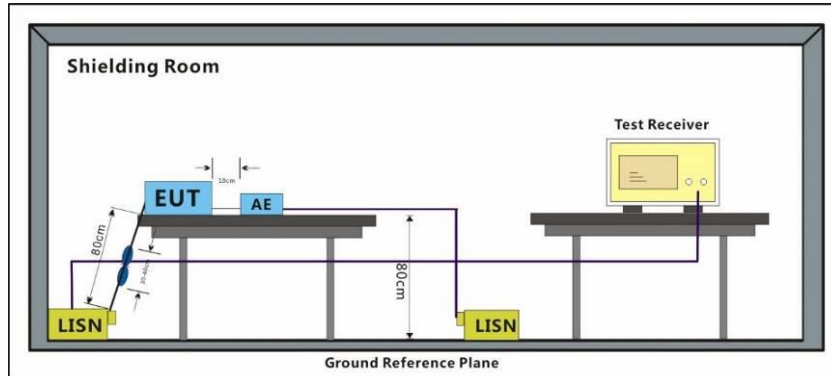
Humidity: 50.5 % RH

Atmospheric Pressure: 1015 mbar

#### 7.1.2 Test Mode Description

Pre-scan / Final test	Mode Code	Description
Pre-scan	13	TX mode (2.4G SDR_1.4MHz)_Keep the EUT in transmitting mode
Pre-scan	15	TX mode (2.4G SDR_3MHz)_Keep the EUT in transmitting mode
Pre-scan	17	TX mode (2.4G SDR_5MHz)_Keep the EUT in transmitting mode
Pre-scan	19	TX mode (2.4G SDR_10MHz)_Keep the EUT in transmitting mode
Pre-scan	21	TX mode (2.4G SDR_20MHz)_Keep the EUT in transmitting mode
Pre-scan	23	TX mode (2.4G SDR_40MHz)_Keep the EUT in transmitting mode
Final test	25	TX mode (2.4G SDR_60MHz)_Keep the EUT in transmitting mode

### 7.1.3 Test Setup Diagram



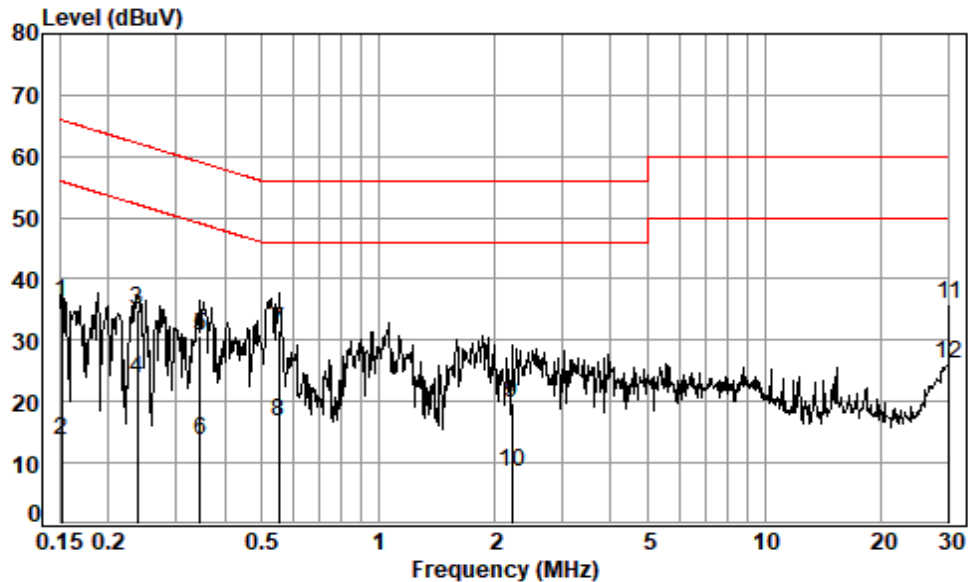
### 7.1.4 Measurement Procedure and Data

- 1) The mains terminal disturbance voltage test was conducted in a shielded room.
- 2) The EUT was connected to AC power source through a LISN 1 (Line Impedance Stabilization Network) which provides a 50ohm/50μH + 5ohm linear impedance. The power cables of all other units of the EUT were connected to a second LISN 2, which was bonded to the ground reference plane in the same way as the LISN 1 for the unit being measured. A multiple socket outlet strip was used to connect multiple power cables to a single LISN provided the rating of the LISN was not exceeded.
- 3) The tabletop EUT was placed upon a non-metallic table 0.8m above the ground reference plane. And for floor-standing arrangement, the EUT was placed on the horizontal ground reference plane.
- 4) The test was performed with a vertical ground reference plane. The rear of the EUT shall be 0.4 m from the vertical ground reference plane. The vertical ground reference plane was bonded to the horizontal ground reference plane. The LISN 1 was placed 0.8 m from the boundary of the unit under test and bonded to a ground reference plane for LISNs mounted on top of the ground reference plane. This distance was between the closest points of the LISN 1 and the EUT. All other units of the EUT and associated equipment was at least 0.8 m from the LISN 2.
- 5) In order to find the maximum emission, the relative positions of equipment and all of the interface cables must be changed according to ANSI C63.10 on conducted measurement.

Remark: Level=Read Level+ Cable Loss+ LISN Factor



Test Mode: 25; Line: Live line

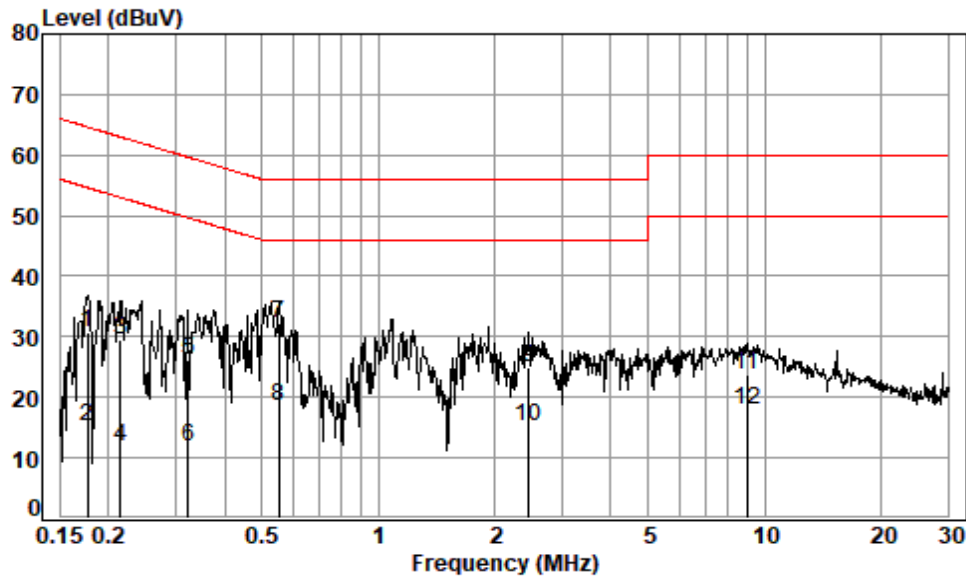


Site : Shielding Room  
Condition: Line  
Job No. : 01009AT  
Test mode: 25

	Freq	Cable Loss	LISN Factor	Read Level	Level	Limit Line	Over Limit	Remark
	MHz	dB	dB	dBuV	dBuV	dBuV	dB	
1	0.1516	0.03	9.76	26.29	36.08	65.91	-29.83	QP
2	0.1516	0.03	9.76	3.94	13.73	55.91	-42.18	Average
3	0.2378	0.04	9.76	25.31	35.11	62.17	-27.06	QP
4	0.2378	0.04	9.76	14.00	23.80	52.17	-28.37	Average
5	0.3465	0.05	9.76	20.92	30.73	59.05	-28.32	QP
6	0.3465	0.05	9.76	3.73	13.54	49.05	-35.51	Average
7	0.5523	0.06	9.77	21.68	31.51	56.00	-24.49	QP
8	0.5523	0.06	9.77	7.00	16.83	46.00	-29.17	Average
9	2.2132	0.11	9.82	9.70	19.63	56.00	-36.37	QP
10	2.2132	0.11	9.82	-1.47	8.46	46.00	-37.54	Average
11 *	30.0000	0.38	11.19	24.38	35.95	60.00	-24.05	QP
12 *	30.0000	0.38	11.19	14.57	26.14	50.00	-23.86	Average



Test Mode: 25; Line: Neutral Line



Site : Shielding Room  
Condition: Neutral  
Job No. : 01009AT  
Test mode: 25

	Freq	Cable Loss	LISN Factor	Read Level	Level	Limit Line	Over Limit	Remark
	MHz	dB	dB	dBuV	dBuV	dBuV	dB	
1	0.1768	0.03	9.73	21.08	30.84	64.64	-33.80	QP
2	0.1768	0.03	9.73	5.32	15.08	54.64	-39.56	Average
3	0.2151	0.04	9.73	19.75	29.52	63.01	-33.49	QP
4	0.2151	0.04	9.73	2.24	12.01	53.01	-41.00	Average
5	0.3217	0.05	9.73	16.44	26.22	59.66	-33.44	QP
6	0.3217	0.05	9.73	2.10	11.88	49.66	-37.78	Average
7 *	0.5523	0.06	9.74	22.58	32.38	56.00	-23.62	QP
8 *	0.5523	0.06	9.74	8.82	18.62	46.00	-27.38	Average
9	2.4606	0.11	9.81	14.91	24.83	56.00	-31.17	QP
10	2.4606	0.11	9.81	5.43	15.35	46.00	-30.65	Average
11	9.0113	0.20	10.24	13.33	23.77	60.00	-36.23	QP
12	9.0113	0.20	10.24	7.59	18.03	50.00	-31.97	Average



## 7.2 Conducted Peak Output Power

Test Requirement 47 CFR Part 15, Subpart C 15.247(b)(3)

Test Method: ANSI C63.10 (2013) Section 11.9.1

Limit:

Frequency range(MHz)	Output power of the intentional radiator(watt)
902-928	1 for $\geq 50$ hopping channels
	0.25 for $25 \leq$ hopping channels $< 50$
	1 for digital modulation
2400-2483.5	1 for $\geq 75$ non-overlapping hopping channels
	0.125 for all other frequency hopping systems
	1 for digital modulation
5725-5850	1 for frequency hopping systems and digital modulation

### 7.2.1 E.U.T. Operation

Operating Environment:

Temperature: 28.0 °C

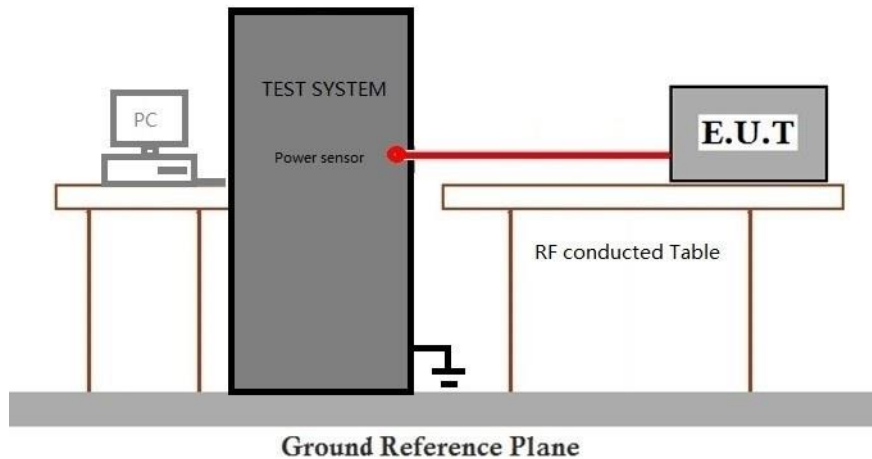
Humidity: 42.0 % RH

Atmospheric Pressure: 1007 mbar

### 7.2.2 Test Mode Description

Pre-scan / Final test	Mode Code	Description
Final test	13	TX mode (2.4G SDR_1.4MHz)_Keep the EUT in transmitting mode
Final test	15	TX mode (2.4G SDR_3MHz)_Keep the EUT in transmitting mode
Final test	17	TX mode (2.4G SDR_5MHz)_Keep the EUT in transmitting mode
Final test	19	TX mode (2.4G SDR_10MHz)_Keep the EUT in transmitting mode
Final test	21	TX mode (2.4G SDR_20MHz)_Keep the EUT in transmitting mode
Final test	23	TX mode (2.4G SDR_40MHz)_Keep the EUT in transmitting mode
Final test	25	TX mode (2.4G SDR_60MHz)_Keep the EUT in transmitting mode

### 7.2.3 Test Setup Diagram



### 7.2.4 Measurement Procedure and Data

Note: Since the verify power the same operating range bandwidth and smaller power can be covered by the higher power.

Please Refer to Appendix for Details



### 7.3 Minimum 6dB Bandwidth

Test Requirement 47 CFR Part 15, Subpart C 15.247a(2)

Test Method: ANSI C63.10 (2013) Section 11.8.1

Limit:

≥500 kHz

#### 7.3.1 E.U.T. Operation

Operating Environment:

Temperature: 28.0 °C

Humidity: 42.0 % RH

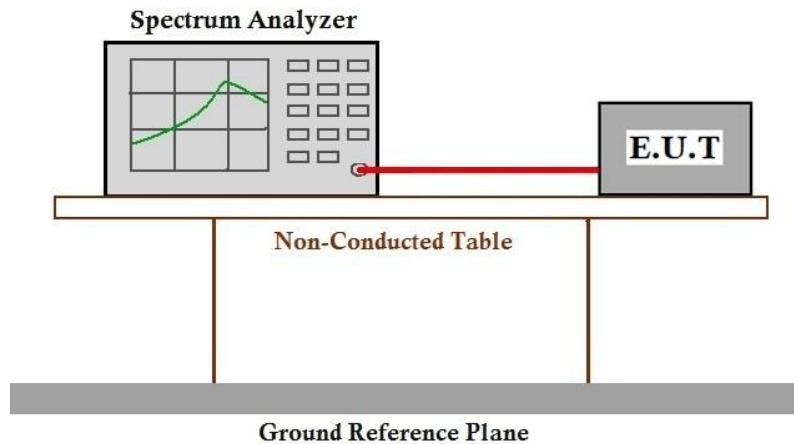
Atmospheric Pressure: 1007 mbar

#### 7.3.2 Test Mode Description

Pre-scan / Final test	Mode Code	Description
Final test	13	TX mode (2.4G SDR_1.4MHz)_Keep the EUT in transmitting mode
Final test	15	TX mode (2.4G SDR_3MHz)_Keep the EUT in transmitting mode
Final test	17	TX mode (2.4G SDR_5MHz)_Keep the EUT in transmitting mode
Final test	19	TX mode (2.4G SDR_10MHz)_Keep the EUT in transmitting mode
Final test	21	TX mode (2.4G SDR_20MHz)_Keep the EUT in transmitting mode
Final test	23	TX mode (2.4G SDR_40MHz)_Keep the EUT in transmitting mode
Final test	25	TX mode (2.4G SDR_60MHz)_Keep the EUT in transmitting mode



### 7.3.3 Test Setup Diagram



### 7.3.4 Measurement Procedure and Data

Please Refer to Appendix for Details

## SGS-CSTC Standards Technical Services Co., Ltd. Shenzhen Branch

SZEMC-TRF-01 Rev. A/0 Aug01,2022

Report No.: SZCR230400100905

Page: 23 of 437

### 7.4 Power Spectrum Density

Test Requirement 47 CFR Part 15, Subpart C 15.247(e)

Test Method: ANSI C63.10 (2013) Section 11.10.2

Limit:

≤8dBm in any 3 kHz band during any time interval of continuous transmission

#### 7.4.1 E.U.T. Operation

Operating Environment:

Temperature: 28.0 °C

Humidity: 42.0 % RH

Atmospheric Pressure: 1007 mbar

#### 7.4.2 Test Mode Description

Pre-scan / Final test	Mode Code	Description
Final test	13	TX mode (2.4G SDR_1.4MHz)_Keep the EUT in transmitting mode
Final test	15	TX mode (2.4G SDR_3MHz)_Keep the EUT in transmitting mode
Final test	17	TX mode (2.4G SDR_5MHz)_Keep the EUT in transmitting mode
Final test	19	TX mode (2.4G SDR_10MHz)_Keep the EUT in transmitting mode
Final test	21	TX mode (2.4G SDR_20MHz)_Keep the EUT in transmitting mode
Final test	23	TX mode (2.4G SDR_40MHz)_Keep the EUT in transmitting mode
Final test	25	TX mode (2.4G SDR_60MHz)_Keep the EUT in transmitting mode



Unless otherwise agreed in writing, this document is issued by the Company subject to its General Conditions of Service printed overleaf, available on request or accessible at <https://www.sgs.com/en/Terms-and-Conditions>. Attention is drawn to the limitation of liability, indemnification and jurisdiction issues defined therein. Any holder of this document is advised that information contained hereon reflects the Company's findings at the time of its intervention only and within the limits of Client's instructions, if any. The Company's sole responsibility is to its Client and this document does not exonerate parties to a transaction from exercising all their rights and obligations under the transaction documents. This document cannot be reproduced except in full, without prior written approval of the Company. Any unauthorized alteration, forgery or falsification of the content or appearance of this document is unlawful and offenders may be prosecuted to the fullest extent of the law. Unless otherwise stated the results shown in this test report refer only to the sample(s) tested and such sample(s) are retained for 30 days only.

Attention: To check the authenticity of testing / inspection report & certificate, please contact us at telephone: (86-755) 8307 1443, or email: [CN.Doccheck@sgs.com](mailto:CN.Doccheck@sgs.com)

SGS-CSTC Standards Technical Services Co., Ltd.  
Shenzhen Branch Testing & Calibration Laboratory

No.1 Workshop, M-10, Middle Section, Science & Technology Park, Nanshan District, Shenzhen, Guangdong, China 518057 t (86-755) 26012053 f (86-755) 26710594 www.sgs.com.cn  
中国·广东·深圳市南山区科技园中区M-10栋1号厂房 邮编: 518057 t (86-755) 26012053 f (86-755) 26710594 sgs.china@sgs.com

### 7.4.3 Test Setup Diagram



### 7.4.4 Measurement Procedure and Data

Please Refer to Appendix for Details



### 7.5 Conducted Band Edges Measurement

Test Requirement 47 CFR Part 15, Subpart C 15.247(d)  
Test Method: ANSI C63.10 (2013) Section 11.13.3.2

Limit:

In any 100 kHz bandwidth outside the frequency band in which the spread spectrum or digitally modulated intentional radiator is operating, the radio frequency power that is produced by the intentional radiator shall be at least 20 dB below that in the 100 kHz bandwidth within the band that contains the highest level of the desired power, based on either an RF conducted or a radiated measurement, provided the transmitter demonstrates compliance with the peak conducted power limits. If the transmitter complies with the conducted power limits based on the use of RMS averaging over a time interval, as permitted under paragraph (b)(3) of this section, the attenuation required under this paragraph shall be 30 dB instead of 20 dB. Attenuation below the general limits specified in §15.209(a) is not required. In addition, radiated emissions which fall in the restricted bands, as defined in §15.205(a), must also comply with the radiated emission limits specified in §15.209(a) (see §15.205(c)).

#### 7.5.1 E.U.T. Operation

Operating Environment:

Temperature: 28.0 °C Humidity: 42.0 % RH Atmospheric Pressure: 1007 mbar

#### 7.5.2 Test Mode Description

Pre-scan / Final test	Mode Code	Description
Final test	13	TX mode (2.4G SDR_1.4MHz)_Keep the EUT in transmitting mode
Final test	15	TX mode (2.4G SDR_3MHz)_Keep the EUT in transmitting mode
Final test	17	TX mode (2.4G SDR_5MHz)_Keep the EUT in transmitting mode
Final test	19	TX mode (2.4G SDR_10MHz)_Keep the EUT in transmitting mode
Final test	21	TX mode (2.4G SDR_20MHz)_Keep the EUT in transmitting mode
Final test	23	TX mode (2.4G SDR_40MHz)_Keep the EUT in transmitting mode
Final test	25	TX mode (2.4G SDR_60MHz)_Keep the EUT in transmitting mode



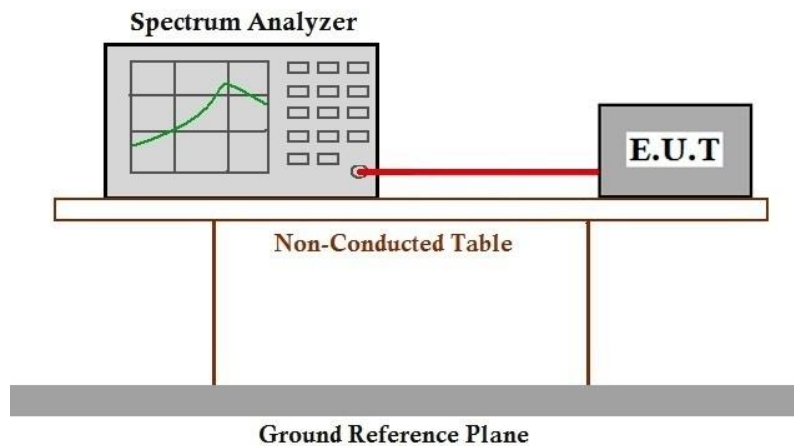
Unless otherwise agreed in writing, this document is issued by the Company subject to its General Conditions of Service printed overleaf, available on request or accessible at <https://www.sgs.com/en/Terms-and-Conditions>. Attention is drawn to the limitation of liability, indemnification and jurisdiction issues defined therein. Any holder of this document is advised that information contained hereon reflects the Company's findings at the time of its intervention only and within the limits of Client's instructions, if any. The Company's sole responsibility is to its Client and this document does not exonerate parties to a transaction from exercising all their rights and obligations under the transaction documents. This document cannot be reproduced except in full, without prior written approval of the Company. Any unauthorized alteration, forgery or falsification of the content or appearance of this document is unlawful and offenders may be prosecuted to the fullest extent of the law. Unless otherwise stated the results shown in this test report refer only to the sample(s) tested and such sample(s) are retained for 30 days only.

Attention: To check the authenticity of testing / inspection report & certificate, please contact us at telephone: (86-755) 8307 1443, or email: [CN.Doccheck@sgs.com](mailto:CN.Doccheck@sgs.com)

SGS-CSTC Standards Technical Services Co., Ltd.  
Shenzhen Branch Testing Center EEC Laboratory.

No.1 Workshop, M-10, Middle Section, Science & Technology Park, Nanshan District, Shenzhen, Guangdong, China 518057 t (86-755) 26012053 f (86-755) 26710594 www.sgsgroup.com.cn  
中国·广东·深圳市南山区科技园中区M-10栋1号厂房 邮编: 518057 t (86-755) 26012053 f (86-755) 26710594 sgs.china@sgs.com

### 7.5.3 Test Setup Diagram



### 7.5.4 Measurement Procedure and Data

Please Refer to Appendix for Details

### 7.6 Conducted Spurious Emissions

Test Requirement 47 CFR Part 15, Subpart C 15.247(d)

Test Method: ANSI C63.10 (2013) Section 11.11

Limit:

In any 100 kHz bandwidth outside the frequency band in which the spread spectrum or digitally modulated intentional radiator is operating, the radio frequency power that is produced by the intentional radiator shall be at least 20 dB below that in the 100 kHz bandwidth within the band that contains the highest level of the desired power, based on either an RF conducted or a radiated measurement, provided the transmitter demonstrates compliance with the peak conducted power limits. If the transmitter complies with the conducted power limits based on the use of RMS averaging over a time interval, as permitted under paragraph (b)(3) of this section, the attenuation required under this paragraph shall be 30 dB instead of 20 dB. Attenuation below the general limits specified in §15.209(a) is not required. In addition, radiated emissions which fall in the restricted bands, as defined in §15.205(a), must also comply with the radiated emission limits specified in §15.209(a) (see §15.205(c)).

#### 7.6.1 E.U.T. Operation

Operating Environment:

Temperature: 28.0 °C

Humidity: 42.0 % RH

Atmospheric Pressure: 1007 mbar

#### 7.6.2 Test Mode Description

Pre-scan / Final test	Mode Code	Description
Final test	13	TX mode (2.4G SDR_1.4MHz)_Keep the EUT in transmitting mode
Final test	15	TX mode (2.4G SDR_3MHz)_Keep the EUT in transmitting mode
Final test	17	TX mode (2.4G SDR_5MHz)_Keep the EUT in transmitting mode
Final test	19	TX mode (2.4G SDR_10MHz)_Keep the EUT in transmitting mode
Final test	21	TX mode (2.4G SDR_20MHz)_Keep the EUT in transmitting mode
Final test	23	TX mode (2.4G SDR_40MHz)_Keep the EUT in transmitting mode
Final test	25	TX mode (2.4G SDR_60MHz)_Keep the EUT in transmitting mode



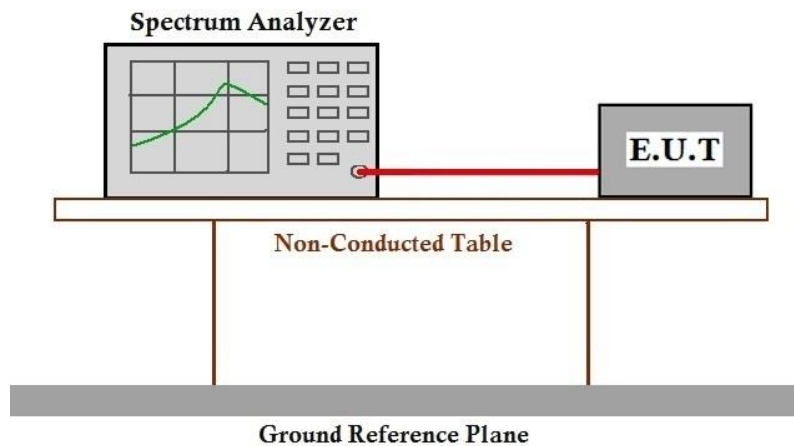
Unless otherwise agreed in writing, this document is issued by the Company subject to its General Conditions of Service printed overleaf, available on request or accessible at <https://www.sgs.com/en/Terms-and-Conditions>. Attention is drawn to the limitation of liability, indemnification and jurisdiction issues defined therein. Any holder of this document is advised that information contained hereon reflects the Company's findings at the time of its intervention only and within the limits of Client's instructions, if any. The Company's sole responsibility is to its Client and this document does not exonerate parties to a transaction from exercising all their rights and obligations under the transaction documents. This document cannot be reproduced except in full, without prior written approval of the Company. Any unauthorized alteration, forgery or falsification of the content or appearance of this document is unlawful and offenders may be prosecuted to the fullest extent of the law. Unless otherwise stated the results shown in this test report refer only to the sample(s) tested and such sample(s) are retained for 30 days only.

Attention: To check the authenticity of testing / inspection report & certificate, please contact us at telephone: (86-755) 8307 1443, or email: [CN.Doccheck@sgs.com](mailto:CN.Doccheck@sgs.com)

SGS-CSTC Standards Technical Services Co., Ltd.  
Shenzhen Branch Testing Center EEC Laboratory.

No.1 Workshop, M-10, Middle Section, Science & Technology Park, Nanshan District, Shenzhen, Guangdong, China 518057 t (86-755) 26012053 f (86-755) 26710594 www.sgs.com.cn  
中国·广东·深圳市南山区科技园中区M-10栋1号厂房 邮编: 518057 t (86-755) 26012053 f (86-755) 26710594 sgs.china@sgs.com

### 7.6.3 Test Setup Diagram



### 7.6.4 Measurement Procedure and Data

Please Refer to Appendix for Details



### 7.7 Radiated Emissions which fall in the restricted bands

Test Requirement 47 CFR Part 15, Subpart C 15.205 & 15.209

Test Method: ANSI C63.10 (2013) Section 6.10.5

Limit:

Frequency(MHz)	Field strength(microvolts/meter)	Measurement distance(meters)
0.009-0.490	2400/F(kHz)	300
0.490-1.705	24000/F(kHz)	30
1.705-30.0	30	30
30-88	100	3
88-216	150	3
216-960	200	3
Above 960	500	3

Remark: The emission limits shown in the above table are based on measurements employing a CISPR quasi-peak detector except for the frequency bands 9-90kHz, 110-490kHz and above 1000 MHz. Radiated emission limits in these three bands are based on measurements employing an average detector, the peak field strength of any emission shall not exceed the maximum permitted average limits specified above by more than 20 dB under any condition of modulation.

#### 7.7.1 E.U.T. Operation

Operating Environment:

Temperature: 23.1 °C Humidity: 59.2 % RH Atmospheric Pressure: 1010 mbar

#### 7.7.2 Test Mode Description

Pre-scan / Final test	Mode Code	Description
Pre-scan	13	TX mode (2.4G SDR_1.4MHz)_Keep the EUT in transmitting mode
Final test	14	TX mode (2.4G SDR_1.4MHz) + Charging_Keep the EUT in transmitting mode and charged by adapter
Pre-scan	15	TX mode (2.4G SDR_3MHz)_Keep the EUT in transmitting mode
Final test	16	TX mode (2.4G SDR_3MHz) + Charging_Keep the EUT in transmitting mode and charged by adapter
Pre-scan	17	TX mode (2.4G SDR_5MHz)_Keep the EUT in transmitting mode
Final test	18	TX mode (2.4G SDR_5MHz) + Charging_Keep the EUT in transmitting mode and charged by adapter
Pre-scan	19	TX mode (2.4G SDR_10MHz)_Keep the EUT in transmitting mode
Final test	20	TX mode (2.4G SDR_10MHz) + Charging_Keep the EUT in transmitting mode and



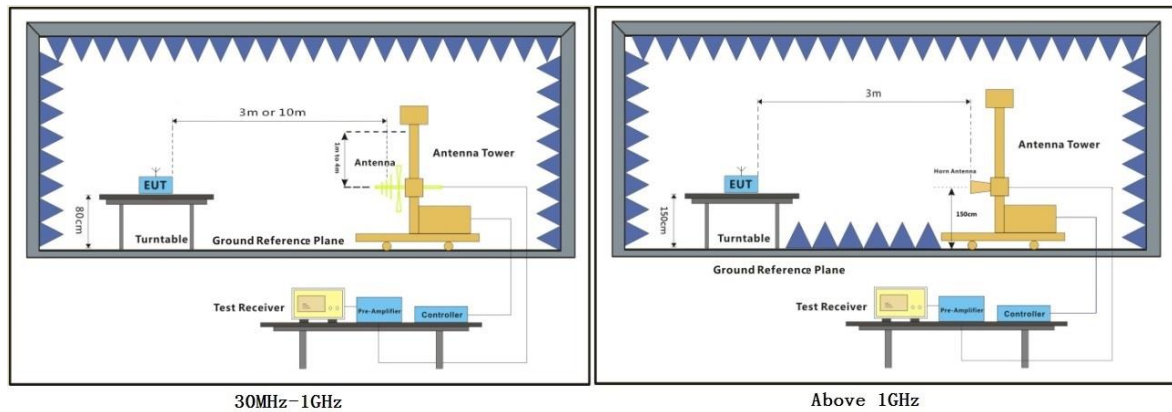
Unless otherwise agreed in writing, this document is issued by the Company subject to its General Conditions of Service printed overleaf, available on request or accessible at <https://www.sgs.com/en/Terms-and-Conditions>. Attention is drawn to the limitation of liability, indemnification and jurisdiction issues defined therein. Any holder of this document is advised that information contained hereon reflects the Company's findings at the time of its intervention only and within the limits of Client's instructions, if any. The Company's sole responsibility is to its Client and this document does not exonerate parties to a transaction from exercising all their rights and obligations under the transaction documents. This document cannot be reproduced except in full, without prior written approval of the Company. Any unauthorized alteration, forgery or falsification of the content or appearance of this document is unlawful and offenders may be prosecuted to the fullest extent of the law. Unless otherwise stated the results shown in this test report refer only to the sample(s) tested and such sample(s) are retained for 30 days only.

Attention: To check the authenticity of testing / inspection report & certificate, please contact us at telephone: (86-755) 8307 1443, or email: [CN.Doccheck@sgs.com](mailto:CN.Doccheck@sgs.com)

No.1 Workshop, M-10, Middle Section, Science & Technology Park, Nanshan District, Shenzhen, Guangdong, China 518057 t (86-755) 26012053 f (86-755) 26710594 www.sgs.com.cn  
中国·广东·深圳市南山区科技园中区M-10栋1号厂房 邮编: 518057 t (86-755) 26012053 f (86-755) 26710594 sgs.china@sgs.com

		charged by adapter
Pre-scan	21	TX mode (2.4G SDR_20MHz)_Keep the EUT in transmitting mode
Final test	22	TX mode (2.4G SDR_20MHz) + Charging_Keep the EUT in transmitting mode and charged by adapter
Pre-scan	23	TX mode (2.4G SDR_40MHz)_Keep the EUT in transmitting mode
Final test	24	TX mode (2.4G SDR_40MHz) + Charging_Keep the EUT in transmitting mode and charged by adapter
Pre-scan	25	TX mode (2.4G SDR_60MHz)_Keep the EUT in transmitting mode
Final test	26	TX mode (2.4G SDR_60MHz) + Charging_Keep the EUT in transmitting mode and charged by adapter

### 7.7.3 Test Setup Diagram



## 7.7.4 Measurement Procedure and Data

- a. For below 1GHz, the EUT was placed on the top of a rotating table 0.8 meters above the ground at a 3 or 10 meter semi-anechoic chamber. The table was rotated 360 degrees to determine the position of the highest radiation.
- b. For above 1GHz, the EUT was placed on the top of a rotating table 1.5 meters above the ground at a 3 meter fully-anechoic chamber. The table was rotated 360 degrees to determine the position of the highest radiation.
- c. The EUT was set 3 or 10 meters away from the interference-receiving antenna, which was mounted on the top of a variable-height antenna tower.
- d. The antenna height is varied from one meter to four meters above the ground to determine the maximum value of the field strength. Both horizontal and vertical polarizations of the antenna are set to make the measurement.
- e. For each suspected emission, the EUT was arranged to its worst case and then the antenna was tuned to heights from 1 meter to 4 meters (for the test frequency of below 30MHz, the antenna was tuned to heights 1 meter) and the rotatable table was turned from 0 degrees to 360 degrees to find the maximum reading.
- f. The test-receiver system was set to Peak Detect Function and Specified Bandwidth with Maximum Hold Mode.
- g. If the emission level of the EUT in peak mode was 10dB lower than the limit specified, then testing could be stopped and the peak values of the EUT would be reported. Otherwise the emissions that did not have 10dB margin would be re-tested one by one using peak, quasi-peak or average method as specified and then reported in a data sheet.
- h. Test the EUT in the lowest channel, the middle channel, the Highest channel.
- i. The radiation measurements are performed in X, Y, Z axis positioning for Transmitting mode, and found the X axis positioning which it is the worst case.
- j. Repeat above procedures until all frequencies measured was complete.

Remark 1: Level= Read Level+ Cable Loss+ Antenna Factor- Preamp Factor

Remark 2: For frequencies above 1GHz, the field strength limits are based on average limits. However, the peak field strength of any emission shall not exceed the maximum permitted average limits specified above by more than 20 dB under any condition of modulation. For the emissions whose peak level is lower than the average limit, only the peak measurement is shown in the report.



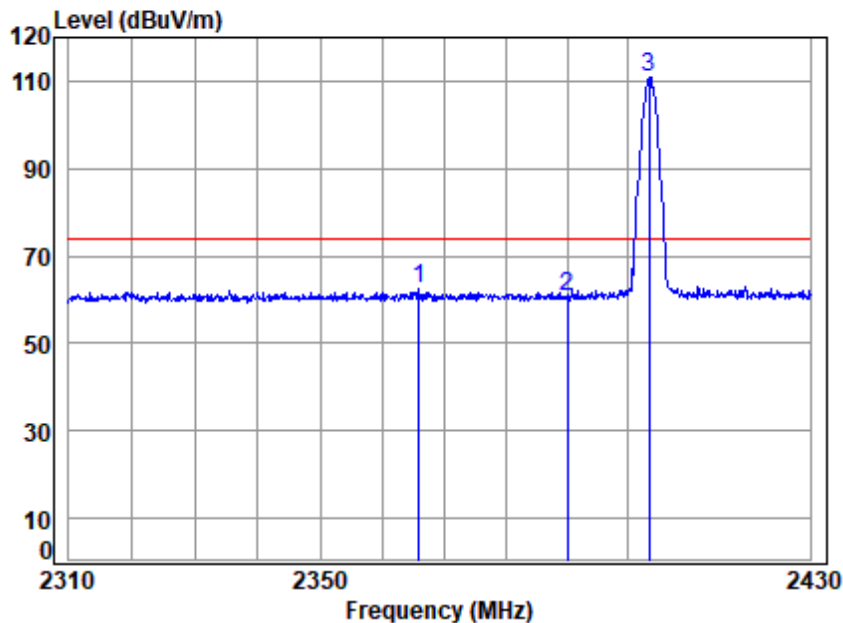
Unless otherwise agreed in writing, this document is issued by the Company subject to its General Conditions of Service printed overleaf, available on request or accessible at <https://www.sgs.com/en/Terms-and-Conditions>. Attention is drawn to the limitation of liability, indemnification and jurisdiction issues defined therein. Any holder of this document is advised that information contained hereon reflects the Company's findings at the time of its intervention only and within the limits of Client's instructions, if any. The Company's sole responsibility is to its Client and this document does not exonerate parties to a transaction from exercising all their rights and obligations under the transaction documents. This document cannot be reproduced except in full, without prior written approval of the Company. Any unauthorized alteration, forgery or falsification of the content or appearance of this document is unlawful and offenders may be prosecuted to the fullest extent of the law. Unless otherwise stated the results shown in this test report refer only to the sample(s) tested and such sample(s) are retained for 30 days only.

Attention: To check the authenticity of testing /inspection report & certificate, please contact us at telephone: (86-755) 8307 1443, or email: [CN.Doccheck@sgs.com](mailto:CN.Doccheck@sgs.com)

SGS-CSTC Standards Technical Services Co., Ltd.  
Shenzhen Branch Testing Center EEC Laboratory.

No.1 Workshop, M-10, Middle Section, Science & Technology Park, Nanshan District, Shenzhen, Guangdong, China 518057 t (86-755) 26012053 f (86-755) 26710594 www.sgsgroup.com.cn  
中国·广东·深圳市南山区科技园中区M-10栋1号厂房 邮编: 518057 t (86-755) 26012053 f (86-755) 26710594 sgs.china@sgs.com

Test Mode: 14; Polarity: Horizontal; Modulation: OFDM; Channel: Low



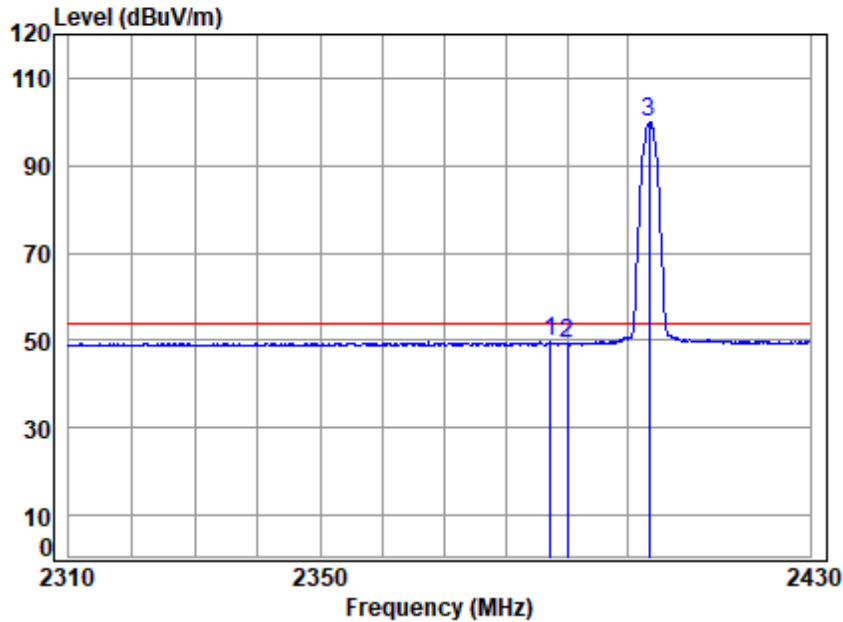
Site : chamber  
Condition: 3m HORIZONTAL  
Job No : 01009AT\01010AT  
Mode : 2403.5 Band edge  
Note : SDR 1.4M

		Cable	Ant	Preamp	Read	Limit	Over	
Freq		Loss	Factor	Factor	Level	Line	Limit	Remark
MHz		dB	dB/m	dB	dBuV	dBuV/m	dBuV/m	dB
1	2366.003	4.22	28.66	0.00	29.54	62.42	74.00	-11.58 peak
2	2390.000	4.25	28.76	0.00	27.64	60.65	74.00	-13.35 peak
3 q	2403.500	4.26	28.82	0.00	77.92	111.00	74.00	37.00 peak





Test Mode: 14; Polarity: Horizontal; Modulation: OFDM; Channel: Low

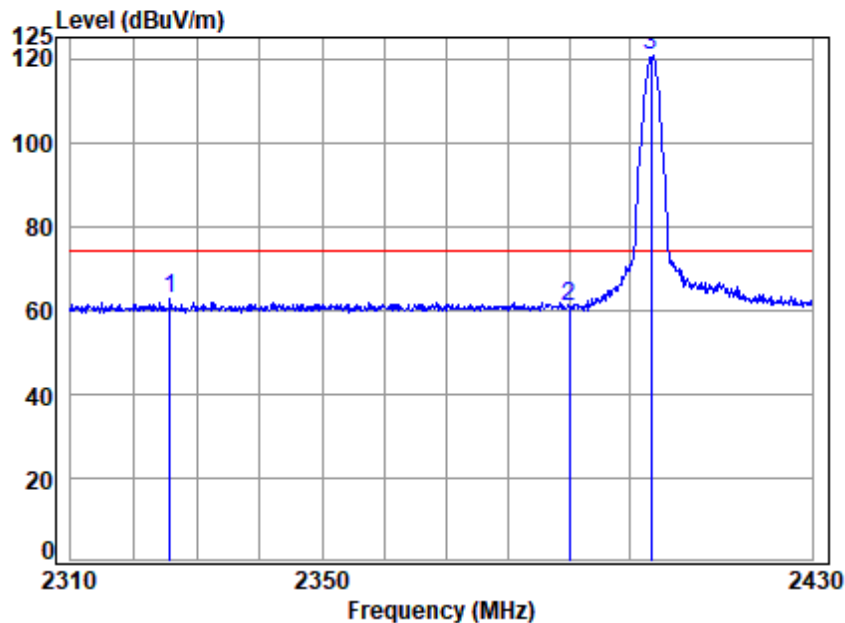


Site : chamber  
Condition: 3m HORIZONTAL  
Job No : 01009AT\01010AT  
Mode : 2403.5 Band edge  
Note : SDR 1.4M

		Cable	Ant	Preamp	Read	Limit	Over	
Freq		Loss	Factor	Factor	Level	Line	Limit	Remark
MHz		dB	dB/m	dB	dBuV	dBuV/m	dBuV/m	dB
1	2387.307	4.25	28.75	0.00	16.60	49.60	54.00	-4.40 Average
2	2390.000	4.25	28.76	0.00	16.11	49.12	54.00	-4.88 Average
3 q	2403.500	4.26	28.82	0.00	66.96	100.04	54.00	46.04 Average



Test Mode: 14; Polarity: Vertical; Modulation: OFDM; Channel: Low



Site : chamber  
Condition: 3m VERTICAL  
Job No : 01009AT\01010AT  
Mode : 2403.5 Band edge  
Note : SDR 1.4M

		Cable	Ant	Preamp	Read		Limit	Over	
	Freq	Loss	Factor	Factor	Level	Level	Line	Limit	Remark
	MHz	dB	dB/m	dB	dBuV	dBuV/m	dBuV/m	dB	
1	2325.729	4.18	28.50	0.00	29.84	62.52	74.00	-11.48	Peak
2	2390.000	4.25	28.76	0.00	27.97	60.98	74.00	-13.02	Peak
3 q	2403.500	4.26	28.82	0.00	87.52	120.60	74.00	46.60	Peak



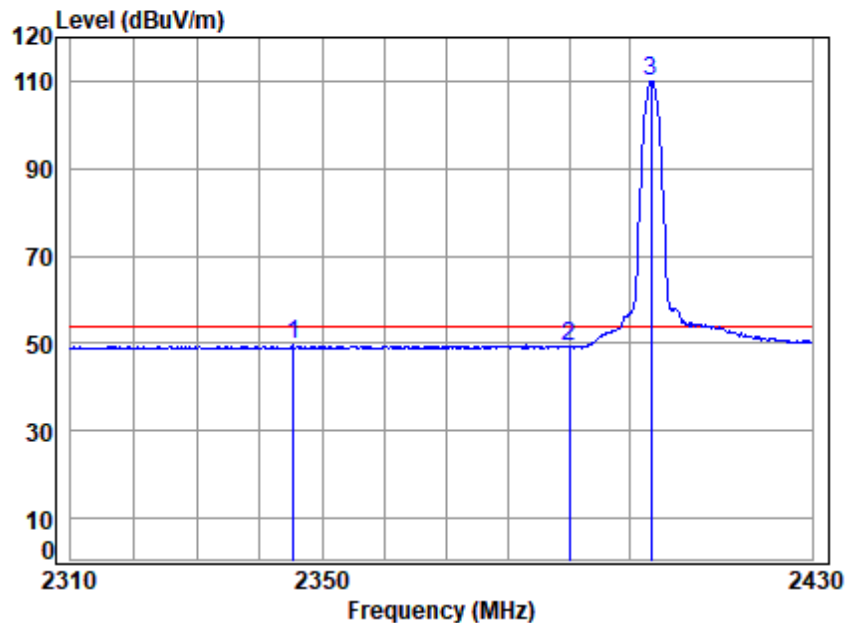
Unless otherwise agreed in writing, this document is issued by the Company subject to its General Conditions of Service printed overleaf, available on request or accessible at <https://www.sgs.com/en/Terms-and-Conditions>. Attention is drawn to the limitation of liability, indemnification and jurisdiction issues defined therein. Any holder of this document is advised that information contained hereon reflects the Company's findings at the time of its intervention only and within the limits of Client's instructions, if any. The Company's sole responsibility is to its Client and this document does not exonerate parties to a transaction from exercising all their rights and obligations under the transaction documents. This document cannot be reproduced except in full, without prior written approval of the Company. Any unauthorized alteration, forgery or falsification of the content or appearance of this document is unlawful and offenders may be prosecuted to the fullest extent of the law. Unless otherwise stated the results shown in this test report refer only to the sample(s) tested and such sample(s) are retained for 30 days only.

Attention: To check the authenticity of testing /inspection report & certificate, please contact us at telephone: (86-755) 8307 1443, or email: [CN.Doccheck@sgs.com](mailto:CN.Doccheck@sgs.com)

SGS-CSTC Standards Technical Services Co., Ltd.  
Shenzhen Branch Testing and Calibration Laboratory

No.1 Workshop, M-10, Middle Section, Science & Technology Park, Nanshan District, Shenzhen, Guangdong, China 518057 t (86-755) 26012053 f (86-755) 26710594 www.sgsgroup.com.cn  
中国·广东·深圳市南山区科技园中区M-10栋1号厂房 邮编: 518057 t (86-755) 26012053 f (86-755) 26710594 sgs.china@sgs.com

Test Mode: 14; Polarity: Vertical; Modulation: OFDM; Channel: Low

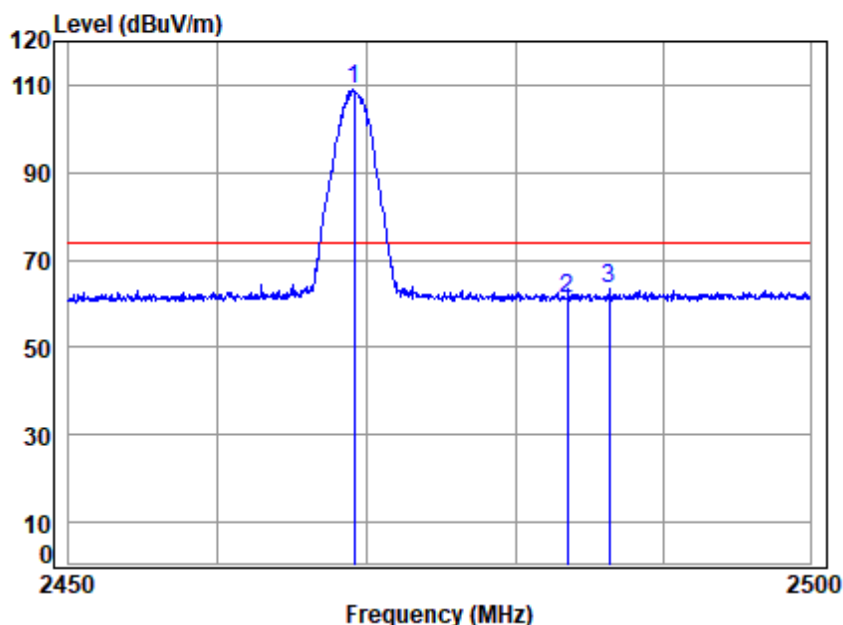


Site : chamber  
Condition: 3m VERTICAL  
Job No : 01009AT\01010AT  
Mode : 2403.5 Band edge  
Note : SDR 1.4M

		Cable	Ant	Preamp	Read	Limit	Over	
Freq		Loss	Factor	Factor	Level	Line	Limit	Remark
MHz		dB	dB/m	dB	dBuV	dBuV/m	dBuV/m	dB
1	2345.364	4.20	28.58	0.00	16.86	49.64	54.00	-4.36 Average
2	2390.000	4.25	28.76	0.00	16.18	49.19	54.00	-4.81 Average
3 q	2403.500	4.26	28.82	0.00	76.97	110.05	54.00	56.05 Average



Test Mode: 14; Polarity: Horizontal; Modulation: OFDM; Channel: High

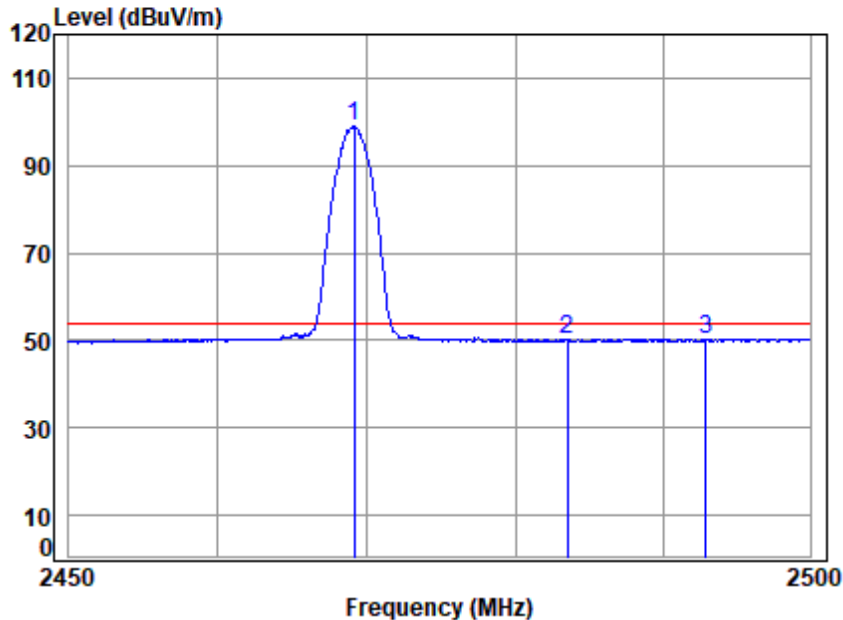


Site : chamber  
Condition: 3m HORIZONTAL  
Job No : 01009AT\01010AT  
Mode : 2469.12 Band edge  
Note : SDR 1.4M

		Cable	Ant	Preamp	Read		Limit	Over	
Freq		Loss	Factor	Factor	Level	Level	Line	Limit	Remark
MHz		dB	dB/m	dB	dBuV	dBuV/m	dBuV/m	dB	
1 q 2469.120		4.33	29.22	0.00	75.35	108.90	74.00	34.90	peak
2 2483.500		4.34	29.30	0.00	27.35	60.99	74.00	-13.01	peak
3 2486.350		4.35	29.32	0.00	29.81	63.48	74.00	-10.52	peak



Test Mode: 14; Polarity: Horizontal; Modulation: OFDM; Channel: High



Site : chamber  
 Condition: 3m HORIZONTAL  
 Job No : 01009AT\01010AT  
 Mode : 2469.12 Band edge  
 Note : SDR 1.4M

		Cable	Ant	Preamp	Read	Limit	Over	
Freq		Loss	Factor	Factor	Level	Line	Limit	Remark
MHz		dB	dB/m	dB	dBuV	dBuV/m	dBuV/m	dB
1 q 2469.120		4.33	29.22	0.00	65.41	98.96	54.00	44.96 Average
2 2483.500		4.34	29.30	0.00	16.46	50.10	54.00	-3.90 Average
3 2492.889		4.35	29.36	0.00	16.67	50.38	54.00	-3.62 Average



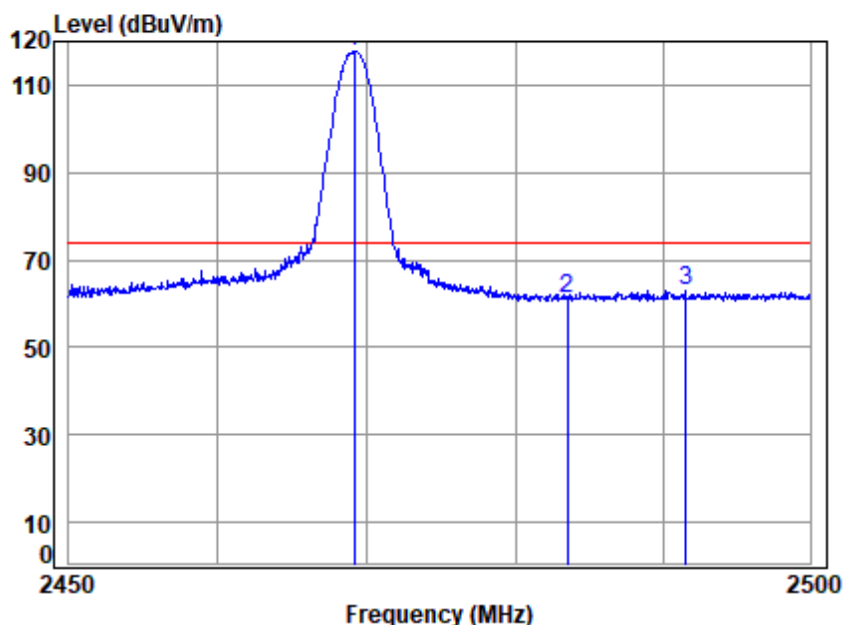
Unless otherwise agreed in writing, this document is issued by the Company subject to its General Conditions of Service printed overleaf, available on request or accessible at <https://www.sgs.com/en/Terms-and-Conditions>. Attention is drawn to the limitation of liability, indemnification and jurisdiction issues defined therein. Any holder of this document is advised that information contained hereon reflects the Company's findings at the time of its intervention only and within the limits of Client's instructions, if any. The Company's sole responsibility is to its Client and this document does not exonerate parties to a transaction from exercising all their rights and obligations under the transaction documents. This document cannot be reproduced except in full, without prior written approval of the Company. Any unauthorized alteration, forgery or falsification of the content or appearance of this document is unlawful and offenders may be prosecuted to the fullest extent of the law. Unless otherwise stated the results shown in this test report refer only to the sample(s) tested and such sample(s) are retained for 30 days only.

Attention: To check the authenticity of testing /inspection report & certificate, please contact us at telephone: (86-755) 8307 1443, or email: [CN.Doccheck@sgs.com](mailto:CN.Doccheck@sgs.com)

SGS-CSTC Standards Technical Services Co., Ltd.  
 Shenzhen Branch Testing Center EEC Laboratory.

No.1 Workshop, M-10, Middle Section, Science & Technology Park, Nanshan District, Shenzhen, Guangdong, China 518057 t (86-755) 26012053 f (86-755) 26710594 www.sgsgroup.com.cn  
 中国·广东·深圳市南山区科技园中区M-10栋1号厂房 邮编: 518057 t (86-755) 26012053 f (86-755) 26710594 sgs.china@sgs.com

Test Mode: 14; Polarity: Vertical; Modulation: OFDM; Channel: High

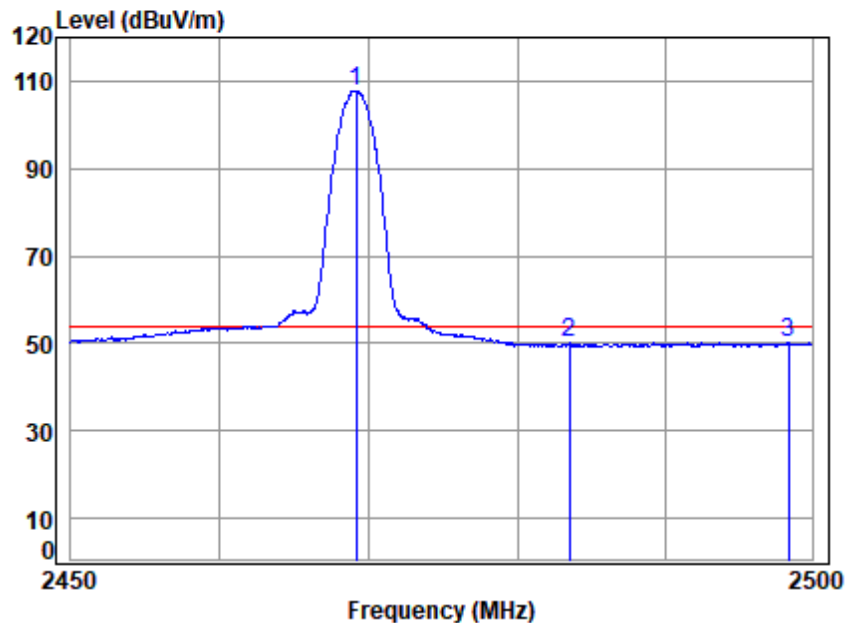


Site : chamber  
Condition: 3m VERTICAL  
Job No : 01009AT\01010AT  
Mode : 2469.12 Band edge  
Note : SDR 1.4M

		Cable	Ant	Preamp	Read		Limit	Over	
	Freq	Loss	Factor	Factor	Level	Level	Line	Limit	Remark
	MHz	dB	dB/m	dB	dBuV	dBuV/m	dBuV/m	dB	
1 q	2469.120	4.33	29.22	0.00	84.14	117.69	74.00	43.69	Peak
2	2483.500	4.34	29.30	0.00	27.73	61.37	74.00	-12.63	Peak
3	2491.529	4.35	29.35	0.00	29.48	63.18	74.00	-10.82	Peak



Test Mode: 14; Polarity: Vertical; Modulation: OFDM; Channel: High

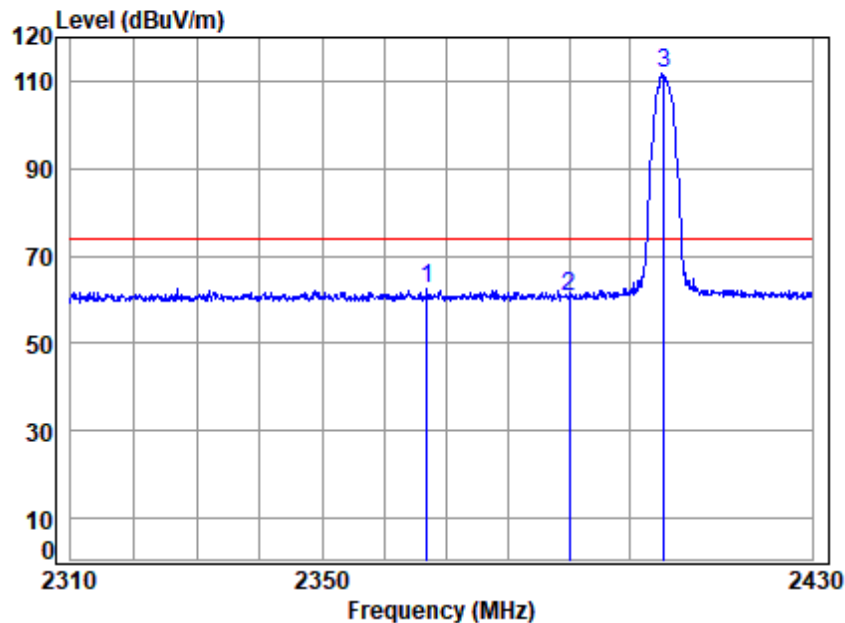


Site : chamber  
Condition: 3m VERTICAL  
Job No : 01009AT\01010AT  
Mode : 2469.12 Band edge  
Note : SDR 1.4M

		Cable	Ant	Preamp	Read	Limit	Over	
Freq		Loss	Factor	Factor	Level	Line	Limit	Remark
MHz		dB	dB/m	dB	dBuV	dBuV/m	dBuV/m	dB
1 q 2469.120		4.33	29.22	0.00	74.35	107.90	54.00	53.90 Average
2 2483.500		4.34	29.30	0.00	16.38	50.02	54.00	-3.98 Average
3 2498.384		4.36	29.39	0.00	16.36	50.11	54.00	-3.89 Average



Test Mode: 16; Polarity: Horizontal; Modulation: OFDM; Channel: Low



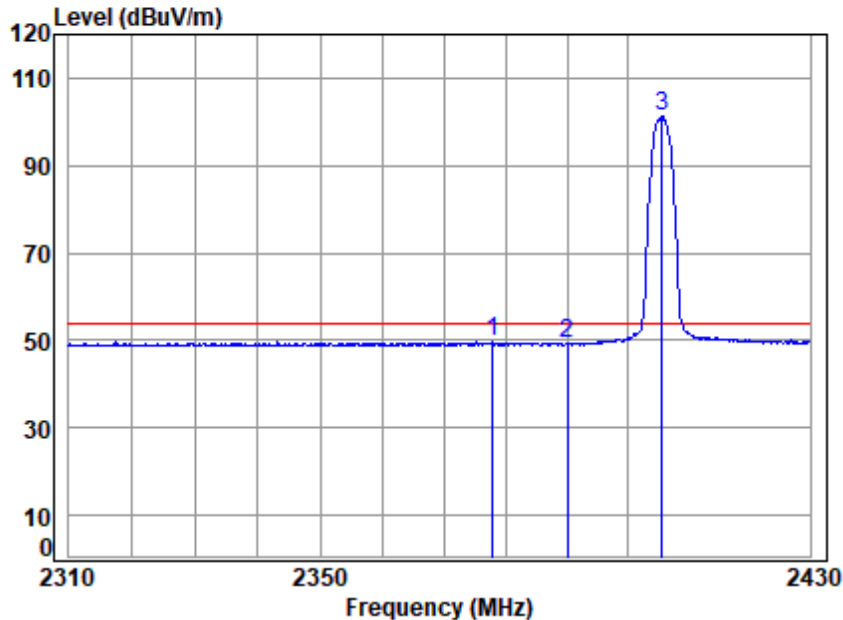
Site : chamber  
Condition: 3m HORIZONTAL  
Job No : 01009AT\01010AT  
Mode : 2405.5 Band edge  
Note : SDR 3M

		Cable	Ant	Preamp	Read	Limit	Over	
Freq		Loss	Factor	Factor	Level	Line	Limit	Remark
MHz		dB	dB/m	dB	dBuV	dBuV/m	dBuV/m	dB
1	2366.962	4.23	28.67	0.00	29.69	62.59	74.00	-11.41 peak
2	2390.000	4.25	28.76	0.00	27.63	60.64	74.00	-13.36 peak
3 q	2405.500	4.27	28.83	0.00	78.66	111.76	74.00	37.76 peak





Test Mode: 16; Polarity: Horizontal; Modulation: OFDM; Channel: Low



Site : chamber  
Condition: 3m HORIZONTAL  
Job No : 01009AT\01010AT  
Mode : 2405.5 Band edge  
Note : SDR 3M

		Cable	Ant	Preamp	Read	Limit	Over	
	Freq	Loss	Factor	Factor	Level	Line	Limit	Remark
	MHz	dB	dB/m	dB	dBuV	dBuV/m	dBuV/m	dB
1	2377.895	4.24	28.71	0.00	16.66	49.61	54.00	-4.39 Average
2	2390.000	4.25	28.76	0.00	16.11	49.12	54.00	-4.88 Average
3 q	2405.500	4.27	28.83	0.00	68.00	101.10	54.00	47.10 Average



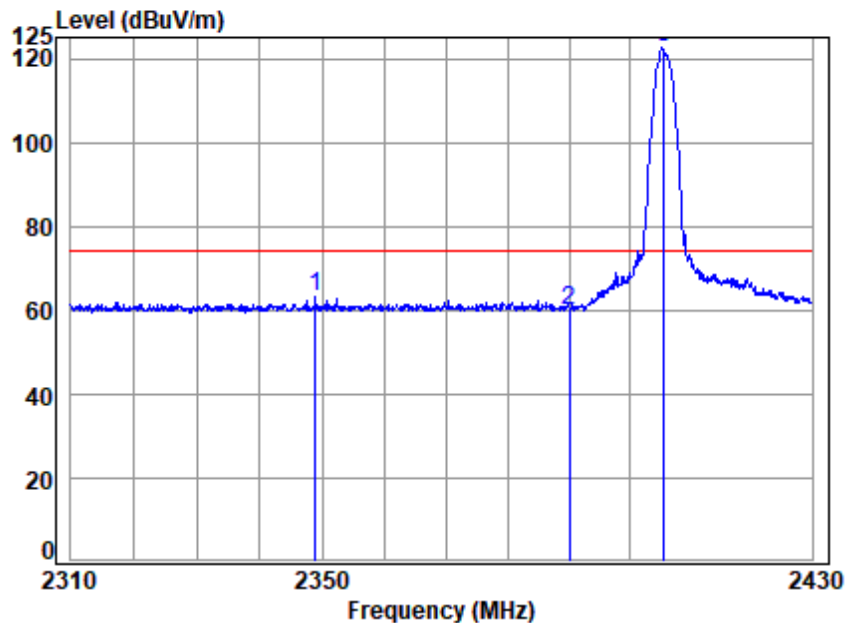
Unless otherwise agreed in writing, this document is issued by the Company subject to its General Conditions of Service printed overleaf, available on request or accessible at <https://www.sgs.com/en/Terms-and-Conditions>. Attention is drawn to the limitation of liability, indemnification and jurisdiction issues defined therein. Any holder of this document is advised that information contained hereon reflects the Company's findings at the time of its intervention only and within the limits of Client's instructions, if any. The Company's sole responsibility is to its Client and this document does not exonerate parties to a transaction from exercising all their rights and obligations under the transaction documents. This document cannot be reproduced except in full, without prior written approval of the Company. Any unauthorized alteration, forgery or falsification of the content or appearance of this document is unlawful and offenders may be prosecuted to the fullest extent of the law. Unless otherwise stated the results shown in this test report refer only to the sample(s) tested and such sample(s) are retained for 30 days only.

Attention: To check the authenticity of testing /inspection report & certificate, please contact us at telephone: (86-755) 8307 1443, or email: [CN.Doccheck@sgs.com](mailto:CN.Doccheck@sgs.com)

SGS-CSTC Standards Technical Services Co., Ltd.  
Shenzhen Branch Testing & Calibration Laboratory

No.1 Workshop, M-10, Middle Section, Science & Technology Park, Nanshan District, Shenzhen, Guangdong, China 518057 t (86-755) 26012053 f (86-755) 26710594 www.sgs.com.cn  
中国·广东·深圳市南山区科技园中区M-10栋1号厂房 邮编: 518057 t (86-755) 26012053 f (86-755) 26710594 sgs.china@sgs.com

Test Mode: 16; Polarity: Vertical; Modulation: OFDM; Channel: Low



Site : chamber  
Condition: 3m VERTICAL  
Job No : 01009AT\01010AT  
Mode : 2405.5 Band edge  
Note : SDR 3M

		Cable	Ant	Preamp	Read		Limit	Over	
	Freq	Loss	Factor	Factor	Level	Level	Line	Limit	Remark
	MHz	dB	dB/m	dB	dBuV	dBuV/m	dBuV/m	dB	
1	2348.930	4.21	28.60	0.00	30.36	63.17	74.00	-10.83	Peak
2	2390.000	4.25	28.76	0.00	27.09	60.10	74.00	-13.90	Peak
3 q	2405.500	4.27	28.83	0.00	89.44	122.54	74.00	48.54	Peak



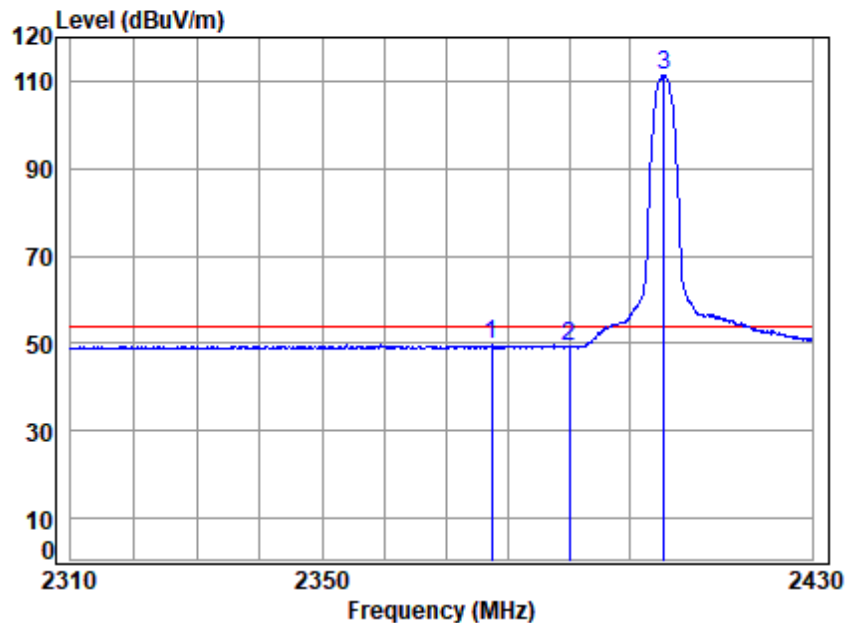
SGS-CSTC Standards Technical Services Co., Ltd.  
Shenzhen Branch Testing Center EEC Laboratory.

Unless otherwise agreed in writing, this document is issued by the Company subject to its General Conditions of Service printed overleaf, available on request or accessible at <https://www.sgs.com/en/Terms-and-Conditions>. Attention is drawn to the limitation of liability, indemnification and jurisdiction issues defined therein. Any holder of this document is advised that information contained hereon reflects the Company's findings at the time of its intervention only and within the limits of Client's instructions, if any. The Company's sole responsibility is to its Client and this document does not exonerate parties to a transaction from exercising all their rights and obligations under the transaction documents. This document cannot be reproduced except in full, without prior written approval of the Company. Any unauthorized alteration, forgery or falsification of the content or appearance of this document is unlawful and offenders may be prosecuted to the fullest extent of the law. Unless otherwise stated the results shown in this test report refer only to the sample(s) tested and such sample(s) are retained for 30 days only.

Attention: To check the authenticity of testing /inspection report & certificate, please contact us at telephone: (86-755) 8307 1443, or email: [CN.Doccheck@sgs.com](mailto:CN.Doccheck@sgs.com)

No.1 Workshop, M-10, Middle Section, Science & Technology Park, Nanshan District, Shenzhen, Guangdong, China 518057 t (86-755) 26012053 f (86-755) 26710594 www.sgs.com.cn  
中国·广东·深圳市南山区科技园中区M-10栋1号厂房 邮编: 518057 t (86-755) 26012053 f (86-755) 26710594 sgs.china@sgs.com

Test Mode: 16; Polarity: Vertical; Modulation: OFDM; Channel: Low



Site : chamber  
Condition: 3m VERTICAL  
Job No : 01009AT\01010AT  
Mode : 2405.5 Band edge  
Note : SDR 3M

		Cable	Ant	Preamp	Read	Limit	Over	
Freq		Loss	Factor	Factor	Level	Line	Limit	Remark
MHz		dB	dB/m	dB	dBuV	dBuV/m	dBuV/m	dB
1	2377.414	4.24	28.71	0.00	16.63	49.58	54.00	-4.42 Average
2	2390.000	4.25	28.76	0.00	16.13	49.14	54.00	-4.86 Average
3 q	2405.500	4.27	28.83	0.00	78.08	111.18	54.00	57.18 Average



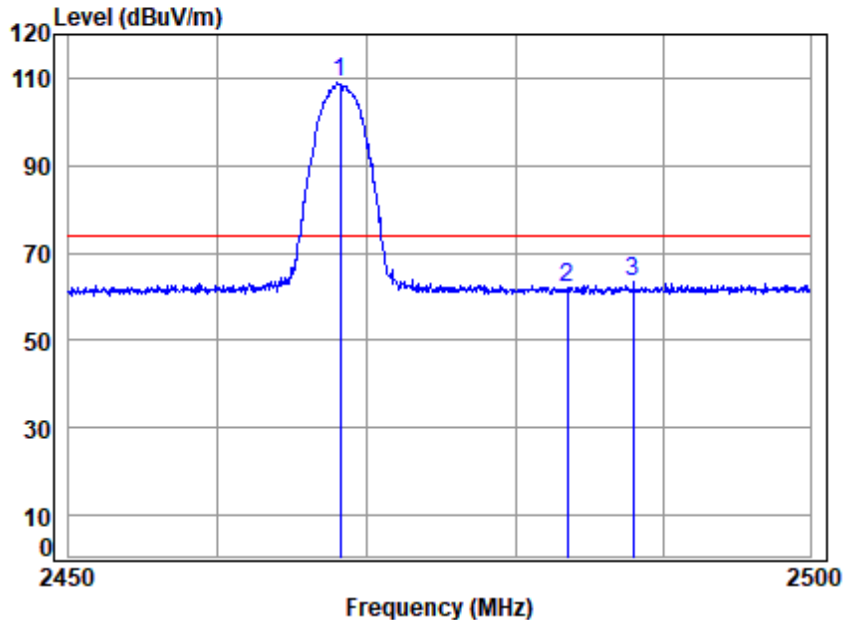
Unless otherwise agreed in writing, this document is issued by the Company subject to its General Conditions of Service printed overleaf, available on request or accessible at <https://www.sgs.com/en/Terms-and-Conditions>. Attention is drawn to the limitation of liability, indemnification and jurisdiction issues defined therein. Any holder of this document is advised that information contained hereon reflects the Company's findings at the time of its intervention only and within the limits of Client's instructions, if any. The Company's sole responsibility is to its Client and this document does not exonerate parties to a transaction from exercising all their rights and obligations under the transaction documents. This document cannot be reproduced except in full, without prior written approval of the Company. Any unauthorized alteration, forgery or falsification of the content or appearance of this document is unlawful and offenders may be prosecuted to the fullest extent of the law. Unless otherwise stated the results shown in this test report refer only to the sample(s) tested and such sample(s) are retained for 30 days only.

Attention: To check the authenticity of testing /inspection report & certificate, please contact us at telephone: (86-755) 8307 1443, or email: [CN.Doccheck@sgs.com](mailto:CN.Doccheck@sgs.com)

SGS-CSTC Standards Technical Services Co., Ltd.  
Shenzhen Branch Testing Center EEC Laboratory.

No.1 Workshop, M-10, Middle Section, Science & Technology Park, Nanshan District, Shenzhen, Guangdong, China 518057 t (86-755) 26012053 f (86-755) 26710594 www.sgsgroup.com.cn  
中国·广东·深圳市南山区科技园中区M-10栋1号厂房 邮编: 518057 t (86-755) 26012053 f (86-755) 26710594 sgs.china@sgs.com

Test Mode: 16; Polarity: Horizontal; Modulation: OFDM; Channel: High

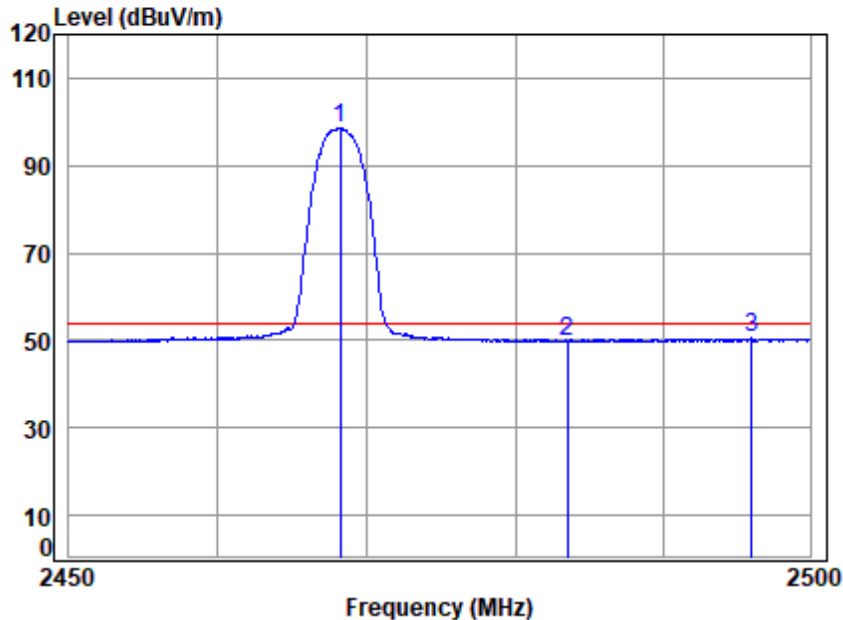


Site : chamber  
Condition: 3m HORIZONTAL  
Job No : 01009AT\01010AT  
Mode : 2468.2 Band edge  
Note : SDR 3M

		Cable	Ant	Preamp	Read	Limit	Over	
Freq		Loss	Factor	Factor	Level	Line	Limit	Remark
MHz		dB	dB/m	dB	dBuV	dBuV/m	dBuV/m	dB
1 q 2468.200		4.33	29.21	0.00	75.33	108.87	74.00	34.87 peak
2 2483.500		4.34	29.30	0.00	28.58	62.22	74.00	-11.78 peak
3 2488.008		4.35	29.33	0.00	29.64	63.32	74.00	-10.68 peak



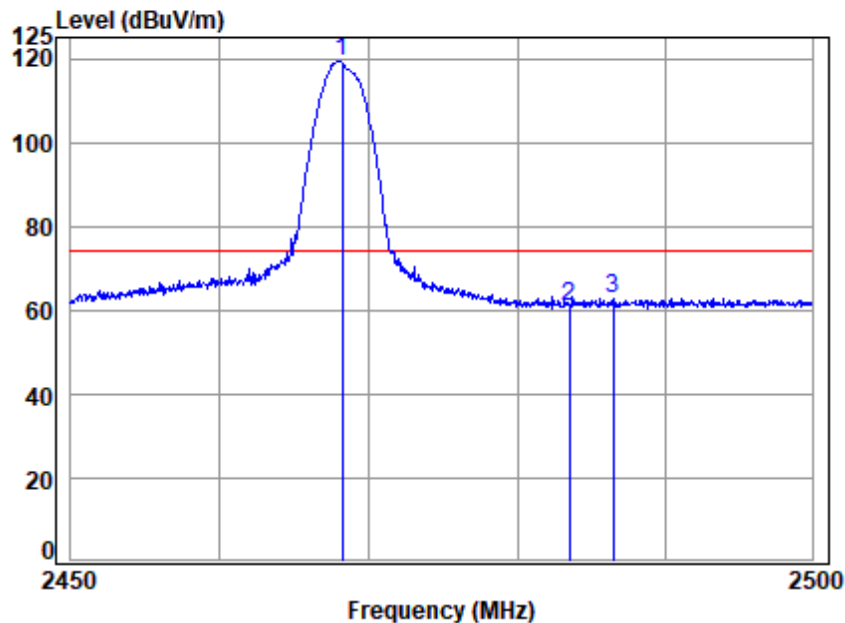
Test Mode: 16; Polarity: Horizontal; Modulation: OFDM; Channel: High



Site : chamber  
Condition: 3m HORIZONTAL  
Job No : 01009AT\01010AT  
Mode : 2468.2 Band edge  
Note : SDR 3M

		Cable	Ant	Preamp	Read	Limit	Over	
Freq		Loss	Factor	Factor	Level	Level	Line	Limit Remark
MHz		dB	dB/m	dB	dBuV	dBuV/m	dBuV/m	dB
1 q 2468.200		4.33	29.21	0.00	65.00	98.54	54.00	44.54 Average
2 2483.500		4.34	29.30	0.00	16.23	49.87	54.00	-4.13 Average
3 2496.013		4.36	29.38	0.00	16.84	50.58	54.00	-3.42 Average

Test Mode: 16; Polarity: Vertical; Modulation: OFDM; Channel: High



Site : chamber  
Condition: 3m VERTICAL  
Job No : 01009AT\01010AT  
Mode : 2468.2 Band edge  
Note : SDR 3M

		Cable	Ant	Preamp	Read	Limit	Over	
Freq		Loss	Factor	Factor	Level	Line	Limit	Remark
MHz		dB	dB/m	dB	dBuV	dBuV/m	dBuV/m	dB
1 q 2468.200		4.33	29.21	0.00	85.95	119.49	74.00	45.49 Peak
2 2483.500		4.34	29.30	0.00	27.34	60.98	74.00	-13.02 Peak
3 2486.501		4.35	29.32	0.00	29.27	62.94	74.00	-11.06 Peak



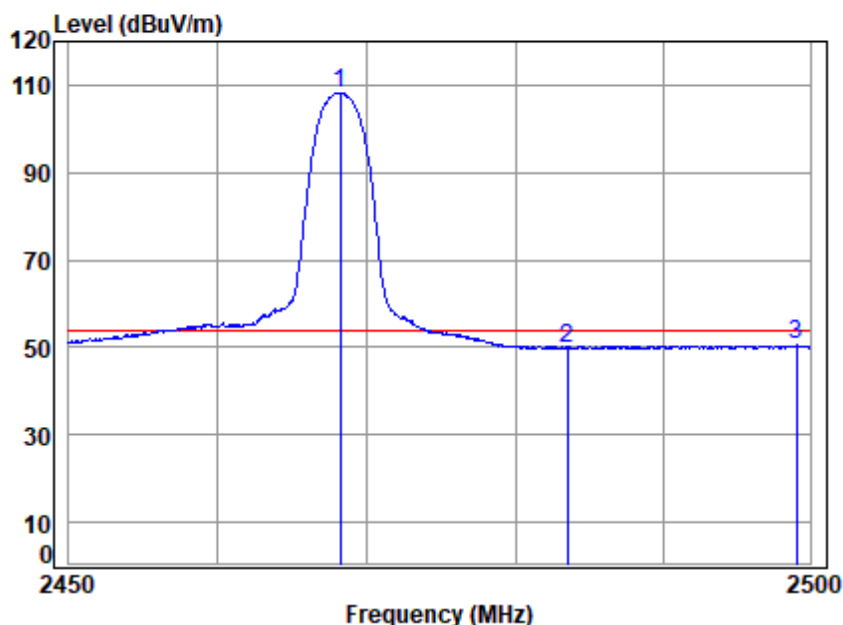
Unless otherwise agreed in writing, this document is issued by the Company subject to its General Conditions of Service printed overleaf, available on request or accessible at <https://www.sgs.com/en/Terms-and-Conditions>. Attention is drawn to the limitation of liability, indemnification and jurisdiction issues defined therein. Any holder of this document is advised that information contained hereon reflects the Company's findings at the time of its intervention only and within the limits of Client's instructions, if any. The Company's sole responsibility is to its Client and this document does not exonerate parties to a transaction from exercising all their rights and obligations under the transaction documents. This document cannot be reproduced except in full, without prior written approval of the Company. Any unauthorized alteration, forgery or falsification of the content or appearance of this document is unlawful and offenders may be prosecuted to the fullest extent of the law. Unless otherwise stated the results shown in this test report refer only to the sample(s) tested and such sample(s) are retained for 30 days only.

Attention: To check the authenticity of testing /inspection report & certificate, please contact us at telephone: (86-755) 8307 1443, or email: [CN.Doccheck@sgs.com](mailto:CN.Doccheck@sgs.com)

SGS-CSTC Standards Technical Services Co., Ltd.  
Shenzhen Branch Testing Center EEC Laboratory.

No.1 Workshop, M-10, Middle Section, Science & Technology Park, Nanshan District, Shenzhen, Guangdong, China 518057 t (86-755) 26012053 f (86-755) 26710594 www.sgsgroup.com.cn  
中国·广东·深圳市南山区科技园中区M-10栋1号厂房 邮编: 518057 t (86-755) 26012053 f (86-755) 26710594 sgs.china@sgs.com

Test Mode: 16; Polarity: Vertical; Modulation: OFDM; Channel: High



Site : chamber  
Condition: 3m VERTICAL  
Job No : 01009AT\01010AT  
Mode : 2468.2 Band edge  
Note : SDR 3M

		Cable	Ant	Preamp	Read		Limit	Over	
	Freq	Loss	Factor	Factor	Level	Level	Line	Limit	Remark
	MHz	dB	dB/m	dB	dBuV	dBuV/m	dBuV/m	dB	
1	q 2468.200	4.33	29.21	0.00	74.71	108.25	54.00	54.25	Average
2	2483.500	4.34	29.30	0.00	16.31	49.95	54.00	-4.05	Average
3	2499.091	4.36	29.39	0.00	16.74	50.49	54.00	-3.51	Average

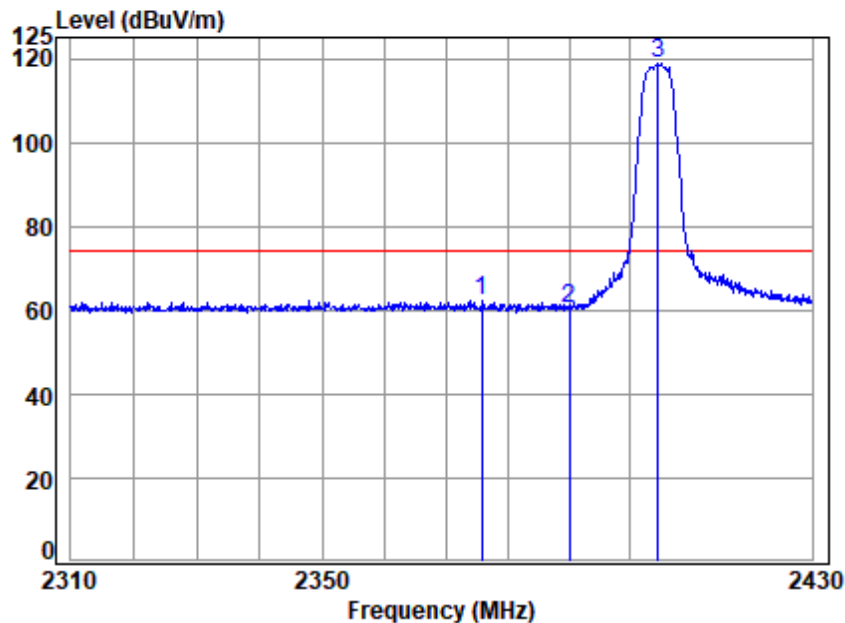


Unless otherwise agreed in writing, this document is issued by the Company subject to its General Conditions of Service printed overleaf, available on request or accessible at <https://www.sgs.com/en/Terms-and-Conditions>. Attention is drawn to the limitation of liability, indemnification and jurisdiction issues defined therein. Any holder of this document is advised that information contained hereon reflects the Company's findings at the time of its intervention only and within the limits of Client's instructions, if any. The Company's sole responsibility is to its Client and this document does not exonerate parties to a transaction from exercising all their rights and obligations under the transaction documents. This document cannot be reproduced except in full, without prior written approval of the Company. Any unauthorized alteration, forgery or falsification of the content or appearance of this document is unlawful and offenders may be prosecuted to the fullest extent of the law. Unless otherwise stated the results shown in this test report refer only to the sample(s) tested and such sample(s) are retained for 30 days only.

Attention: To check the authenticity of testing /inspection report & certificate, please contact us at telephone: (86-755) 8307 1443, or email: [CN.Doccheck@sgs.com](mailto:CN.Doccheck@sgs.com)

No.1 Workshop, M-10, Middle Section, Science & Technology Park, Nanshan District, Shenzhen, Guangdong, China 518057 t (86-755) 26012053 f (86-755) 26710594 www.sgsgroup.com.cn  
中国·广东·深圳市南山区科技园中区M-10栋1号厂房 邮编: 518057 t (86-755) 26012053 f (86-755) 26710594 sgs.china@sgs.com

Test Mode: 18; Polarity: Horizontal; Modulation: OFDM; Channel: Low



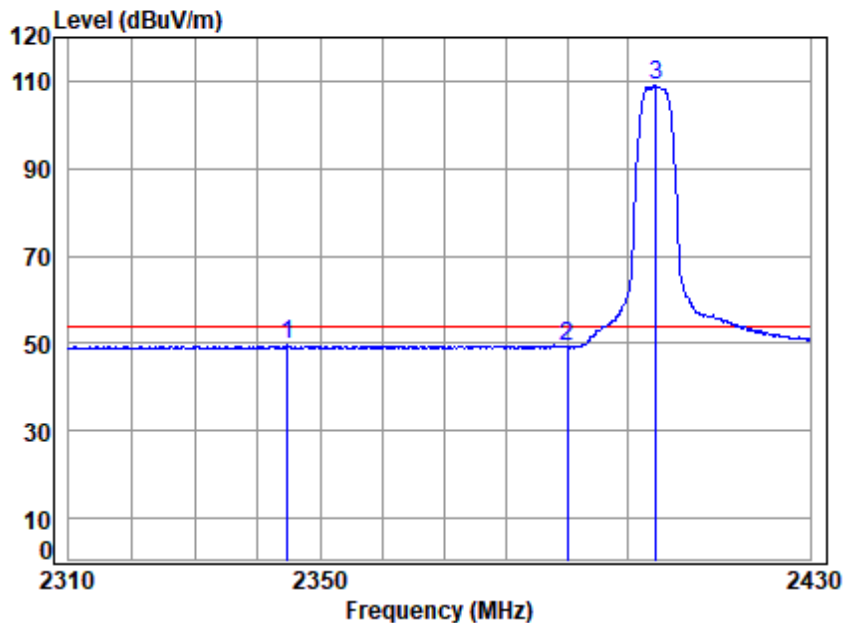
Site : chamber  
Condition: 3m HORIZONTAL  
Job No : 01009AT\01010AT  
Mode : 2404.5 Band edge  
Note : SDR 5M

		Cable	Ant	Preamp	Read	Limit	Over	
Freq		Loss	Factor	Factor	Level	Line	Limit	Remark
MHz		dB	dB/m	dB	dBuV	dBuV/m	dBuV/m	dB
1	2375.849	4.23	28.70	0.00	29.37	62.30	74.00	-11.70 peak
2	2390.000	4.25	28.76	0.00	27.13	60.14	74.00	-13.86 peak
3 q	2404.500	4.26	28.83	0.00	85.52	118.61	74.00	44.61 peak





Test Mode: 18; Polarity: Horizontal; Modulation: OFDM; Channel: Low



Site : chamber  
Condition: 3m HORIZONTAL  
Job No : 01009AT\01010AT  
Mode : 2404.5 Band edge  
Note : SDR 5M

		Cable	Ant	Preamp	Read	Limit	Over	
Freq		Loss	Factor	Factor	Level	Line	Limit	Remark
MHz		dB	dB/m	dB	dBuV	dBuV/m	dBuV/m	dB
1	2344.770	4.20	28.58	0.00	16.77	49.55	54.00	-4.45 Average
2	2390.000	4.25	28.76	0.00	16.36	49.37	54.00	-4.63 Average
3 q	2404.500	4.26	28.83	0.00	75.82	108.91	54.00	54.91 Average



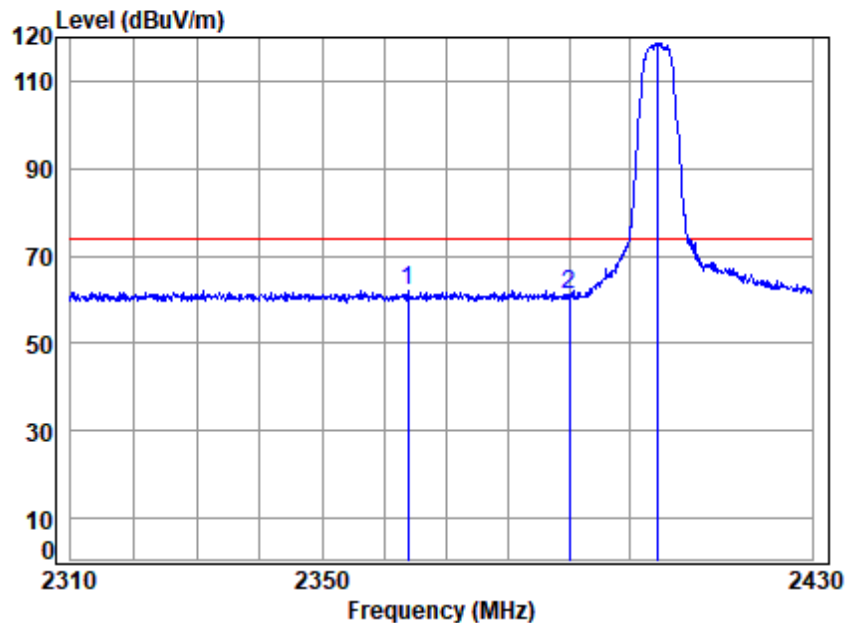
Unless otherwise agreed in writing, this document is issued by the Company subject to its General Conditions of Service printed overleaf, available on request or accessible at <https://www.sgs.com/en/Terms-and-Conditions>. Attention is drawn to the limitation of liability, indemnification and jurisdiction issues defined therein. Any holder of this document is advised that information contained hereon reflects the Company's findings at the time of its intervention only and within the limits of Client's instructions, if any. The Company's sole responsibility is to its Client and this document does not exonerate parties to a transaction from exercising all their rights and obligations under the transaction documents. This document cannot be reproduced except in full, without prior written approval of the Company. Any unauthorized alteration, forgery or falsification of the content or appearance of this document is unlawful and offenders may be prosecuted to the fullest extent of the law. Unless otherwise stated the results shown in this test report refer only to the sample(s) tested and such sample(s) are retained for 30 days only.

Attention: To check the authenticity of testing /inspection report & certificate, please contact us at telephone: (86-755) 8307 1443, or email: [CN.Doccheck@sgs.com](mailto:CN.Doccheck@sgs.com)

SGS-CSTC Standards Technical Services Co., Ltd.  
Shenzhen Branch Testing Center EEC Laboratory.

No.1 Workshop, M-10, Middle Section, Science & Technology Park, Nanshan District, Shenzhen, Guangdong, China 518057 t (86-755) 26012053 f (86-755) 26710594 www.sgsgroup.com.cn  
中国·广东·深圳市南山区科技园中区M-10栋1号厂房 邮编: 518057 t (86-755) 26012053 f (86-755) 26710594 sgs.china@sgs.com

Test Mode: 18; Polarity: Vertical; Modulation: OFDM; Channel: Low



Site : chamber  
 Condition: 3m VERTICAL  
 Job No : 01009AT\01010AT  
 Mode : 2404.5 Band edge  
 Note : SDR 5M

		Cable	Ant	Preamp	Read	Limit	Over	
Freq		Loss	Factor	Factor	Level	Line	Limit	Remark
MHz		dB	dB/m	dB	dBuV	dBuV/m	dBuV/m	dB
1	2363.847	4.22	28.66	0.00	29.32	62.20	74.00	-11.80 Peak
2	2390.000	4.25	28.76	0.00	27.95	60.96	74.00	-13.04 Peak
3 q	2404.500	4.26	28.83	0.00	85.67	118.76	74.00	44.76 Peak



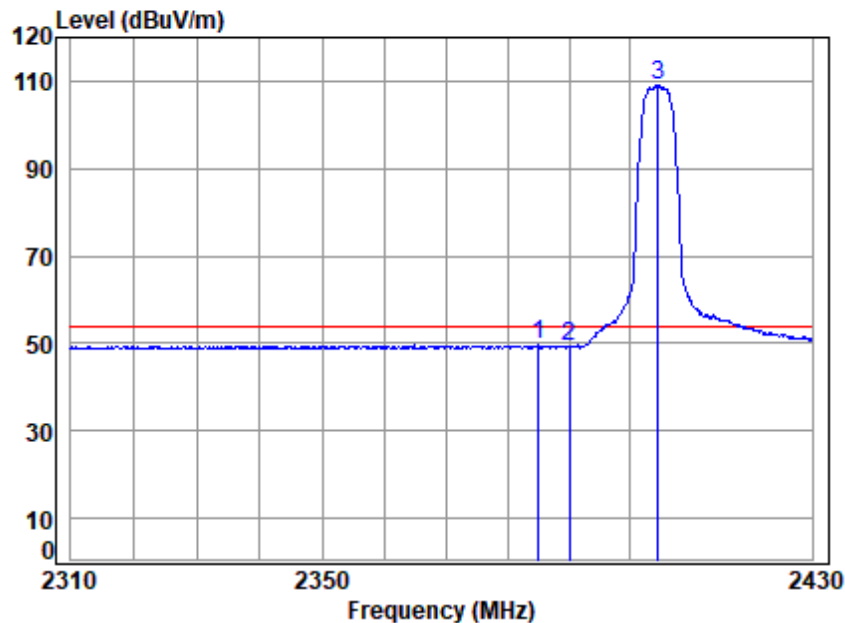
Unless otherwise agreed in writing, this document is issued by the Company subject to its General Conditions of Service printed overleaf, available on request or accessible at <https://www.sgs.com/en/Terms-and-Conditions>. Attention is drawn to the limitation of liability, indemnification and jurisdiction issues defined therein. Any holder of this document is advised that information contained hereon reflects the Company's findings at the time of its intervention only and within the limits of Client's instructions, if any. The Company's sole responsibility is to its Client and this document does not exonerate parties to a transaction from exercising all their rights and obligations under the transaction documents. This document cannot be reproduced except in full, without prior written approval of the Company. Any unauthorized alteration, forgery or falsification of the content or appearance of this document is unlawful and offenders may be prosecuted to the fullest extent of the law. Unless otherwise stated the results shown in this test report refer only to the sample(s) tested and such sample(s) are retained for 30 days only.

Attention: To check the authenticity of testing / inspection report & certificate, please contact us at telephone: (86-755) 8307 1443, or email: [CN.Doccheck@sgs.com](mailto:CN.Doccheck@sgs.com)

SGS-CSTC Standards Technical Services Co., Ltd.  
 Shenzhen Branch Testing & Calibration Laboratory

No.1 Workshop, M-10, Middle Section, Science & Technology Park, Nanshan District, Shenzhen, Guangdong, China 518057 t (86-755) 26012053 f (86-755) 26710594 www.sgsgroup.com.cn  
 中国·广东·深圳市南山区科技园中区M-10栋1号厂房 邮编: 518057 t (86-755) 26012053 f (86-755) 26710594 sgs.china@sgs.com

Test Mode: 18; Polarity: Vertical; Modulation: OFDM; Channel: Low

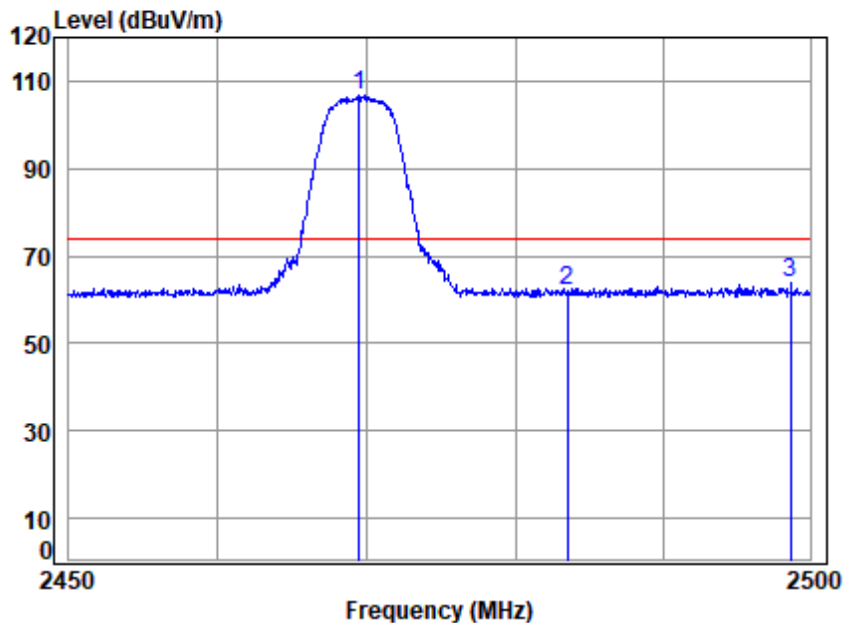


Site : chamber  
Condition: 3m VERTICAL  
Job No : 01009AT\01010AT  
Mode : 2404.5 Band edge  
Note : SDR 5M

		Cable	Ant	Preamp	Read	Limit	Over	
	Freq	Loss	Factor	Factor	Level	Line	Limit	Remark
	MHz	dB	dB/m	dB	dBuV	dBuV/m	dBuV/m	dB
1	2385.011	4.24	28.74	0.00	16.61	49.59	54.00	-4.41 Average
2	2390.000	4.25	28.76	0.00	16.12	49.13	54.00	-4.87 Average
3 q	2404.500	4.26	28.83	0.00	75.82	108.91	54.00	54.91 Average



Test Mode: 18; Polarity: Horizontal; Modulation: OFDM; Channel: High

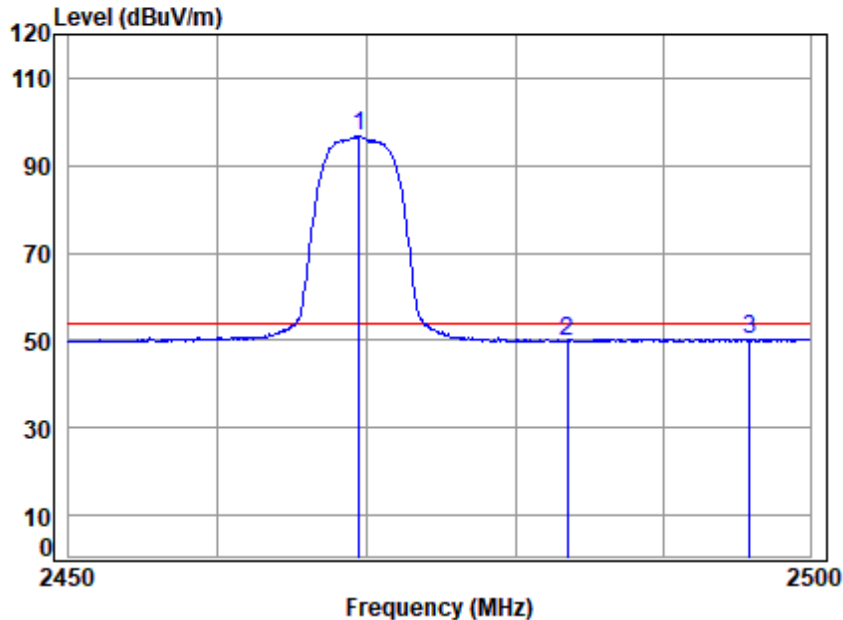


Site : chamber  
Condition: 3m HORIZONTAL  
Job No : 01009AT\01010AT  
Mode : 2469.5 Band edge  
Note : SDR 5M

		Cable	Ant	Preamp	Read	Limit	Over	
Freq		Loss	Factor	Factor	Level	Line	Limit	Remark
MHz		dB	dB/m	dB	dBuV	dBuV/m	dBuV/m	dB
1 q 2469.500		4.33	29.22	0.00	73.23	106.78	74.00	32.78 peak
2 2483.500		4.34	29.30	0.00	28.21	61.85	74.00	-12.15 peak
3 2498.687		4.36	29.39	0.00	30.12	63.87	74.00	-10.13 peak



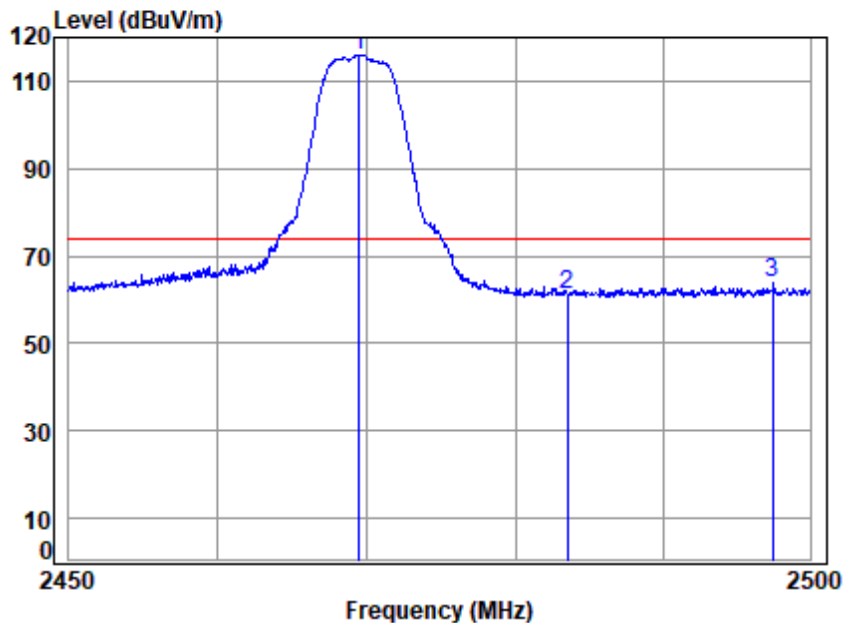
Test Mode: 18; Polarity: Horizontal; Modulation: OFDM; Channel: High



Site : chamber  
Condition: 3m HORIZONTAL  
Job No : 01009AT\01010AT  
Mode : 2469.5 Band edge  
Note : SDR 5M

		Cable	Ant	Preamp	Read	Limit	Over	
Freq		Loss	Factor	Factor	Level	Level	Line	Limit Remark
MHz		dB	dB/m	dB	dBuV	dBuV/m	dBuV/m	dB
1 q 2469.500		4.33	29.22	0.00	63.18	96.73	54.00	42.73 Average
2 2483.500		4.34	29.30	0.00	16.19	49.83	54.00	-4.17 Average
3 2495.912		4.36	29.38	0.00	16.65	50.39	54.00	-3.61 Average

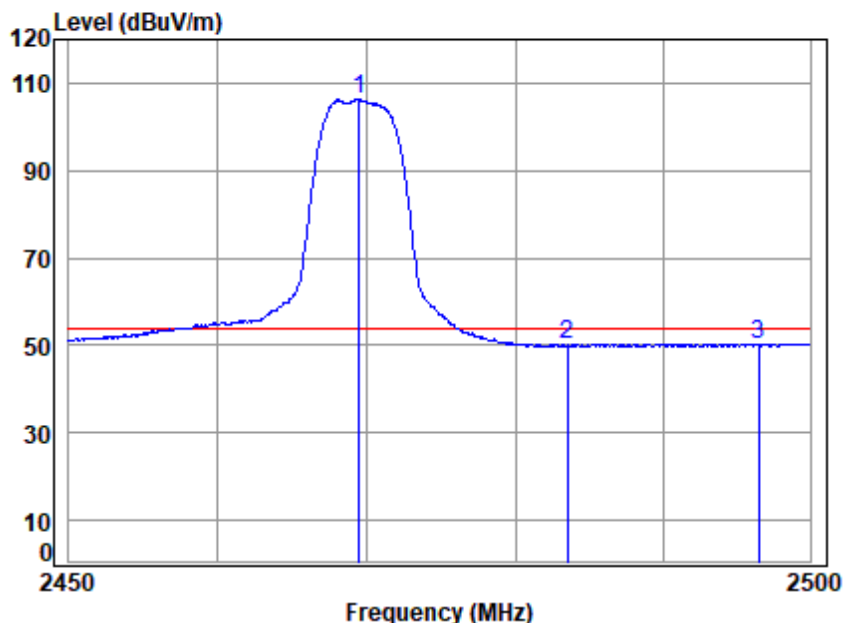
Test Mode: 18; Polarity: Vertical; Modulation: OFDM; Channel: High



Site : chamber  
Condition: 3m VERTICAL  
Job No : 01009AT\01010AT  
Mode : 2469.5 Band edge  
Note : SDR 5M

		Cable	Ant	Preamp	Read	Limit	Over	
Freq		Loss	Factor	Factor	Level	Line	Limit	Remark
MHz		dB	dB/m	dB	dBuV	dBuV/m	dBuV/m	dB
1 q 2469.500		4.33	29.22	0.00	82.49	116.04	74.00	42.04 Peak
2 2483.500		4.34	29.30	0.00	27.58	61.22	74.00	-12.78 Peak
3 2497.476		4.36	29.39	0.00	30.34	64.09	74.00	-9.91 Peak

Test Mode: 18; Polarity: Vertical; Modulation: OFDM; Channel: High

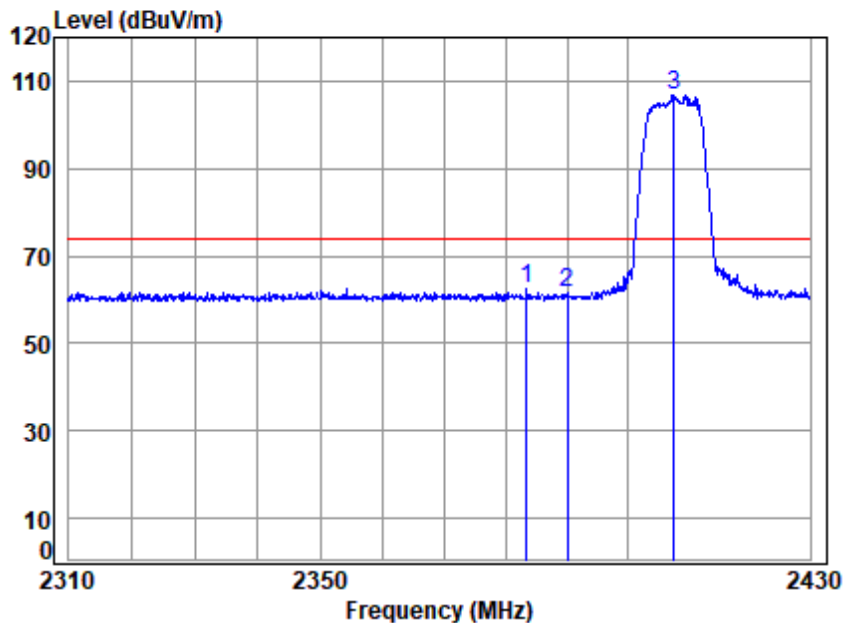


Site : chamber  
Condition: 3m VERTICAL  
Job No : 01009AT\01010AT  
Mode : 2469.5 Band edge  
Note : SDR 5M

		Cable	Ant	Preamp	Read	Limit	Over	
Freq		Loss	Factor	Factor	Level	Line	Limit	Remark
MHz		dB	dB/m	dB	dBuV	dBuV/m	dBuV/m	dB
1 q 2469.500		4.33	29.22	0.00	72.66	106.21	54.00	52.21 Average
2 2483.500		4.34	29.30	0.00	16.34	49.98	54.00	-4.02 Average
3 2496.467		4.36	29.38	0.00	16.65	50.39	54.00	-3.61 Average



Test Mode: 20; Polarity: Horizontal; Modulation: OFDM; Channel: Low



Site : chamber  
 Condition: 3m HORIZONTAL  
 Job No : 01009AT\01010AT  
 Mode : 2407.5 Band edge  
 Note : SDR 10M

		Cable	Ant	Preamp	Read	Limit	Over	
Freq		Loss	Factor	Factor	Level	Line	Limit	Remark
MHz		dB	dB/m	dB	dBuV	dBuV/m	dBuV/m	dB
1	2383.441	4.24	28.73	0.00	29.63	62.60	74.00	-11.40 peak
2	2390.000	4.25	28.76	0.00	28.41	61.42	74.00	-12.58 peak
3 q	2407.500	4.27	28.85	0.00	73.70	106.82	74.00	32.82 peak



Unless otherwise agreed in writing, this document is issued by the Company subject to its General Conditions of Service printed overleaf, available on request or accessible at <https://www.sgs.com/en/Terms-and-Conditions>. Attention is drawn to the limitation of liability, indemnification and jurisdiction issues defined therein. Any holder of this document is advised that information contained hereon reflects the Company's findings at the time of its intervention only and within the limits of Client's instructions, if any. The Company's sole responsibility is to its Client and this document does not exonerate parties to a transaction from exercising all their rights and obligations under the transaction documents. This document cannot be reproduced except in full, without prior written approval of the Company. Any unauthorized alteration, forgery or falsification of the content or appearance of this document is unlawful and offenders may be prosecuted to the fullest extent of the law. Unless otherwise stated the results shown in this test report refer only to the sample(s) tested and such sample(s) are retained for 30 days only.

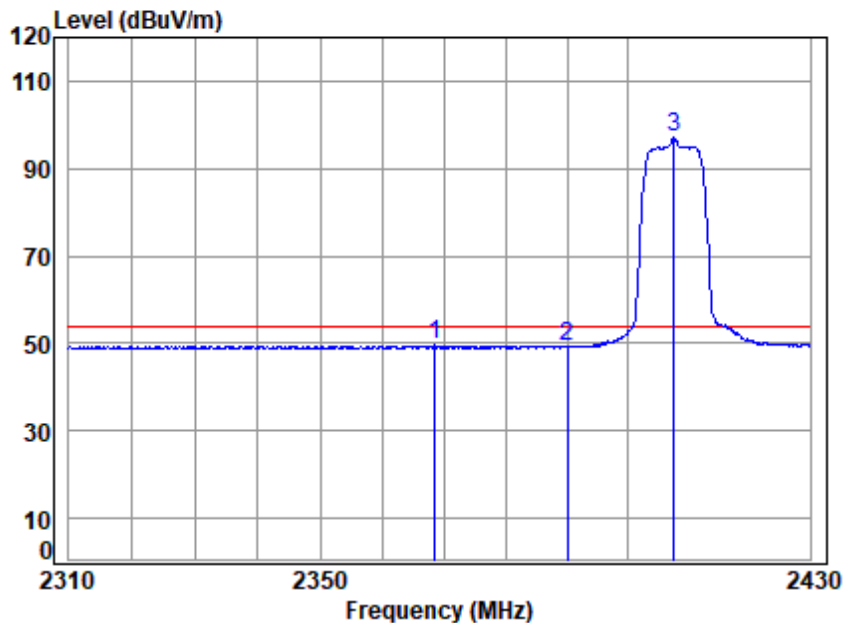
Attention: To check the authenticity of testing /inspection report & certificate, please contact us at telephone: (86-755) 8307 1443, or email: [CN.Doccheck@sgs.com](mailto:CN.Doccheck@sgs.com)

SGS-CSTC Standards Technical Services Co., Ltd.  
 Shenzhen Branch Testing Center EEC Laboratory.

No.1 Workshop, M-10, Middle Section, Science & Technology Park, Nanshan District, Shenzhen, Guangdong, China 518057 t (86-755) 26012053 f (86-755) 26710594 www.sgsgroup.com.cn  
 中国·广东·深圳市南山区科技园中区M-10栋1号厂房 邮编: 518057 t (86-755) 26012053 f (86-755) 26710594 sgs.china@sgs.com



Test Mode: 20; Polarity: Horizontal; Modulation: OFDM; Channel: Low



Site : chamber  
Condition: 3m HORIZONTAL  
Job No : 01009AT\01010AT  
Mode : 2407.5 Band edge  
Note : SDR 10M

		Cable	Ant	Preamp	Read	Limit	Over	
Freq		Loss	Factor	Factor	Level	Line	Limit	Remark
MHz		dB	dB/m	dB	dBuV	dBuV/m	dBuV/m	dB
1	2368.521	4.23	28.67	0.00	16.68	49.58	54.00	-4.42 Average
2	2390.000	4.25	28.76	0.00	16.14	49.15	54.00	-4.85 Average
3 q	2407.500	4.27	28.85	0.00	63.85	96.97	54.00	42.97 Average



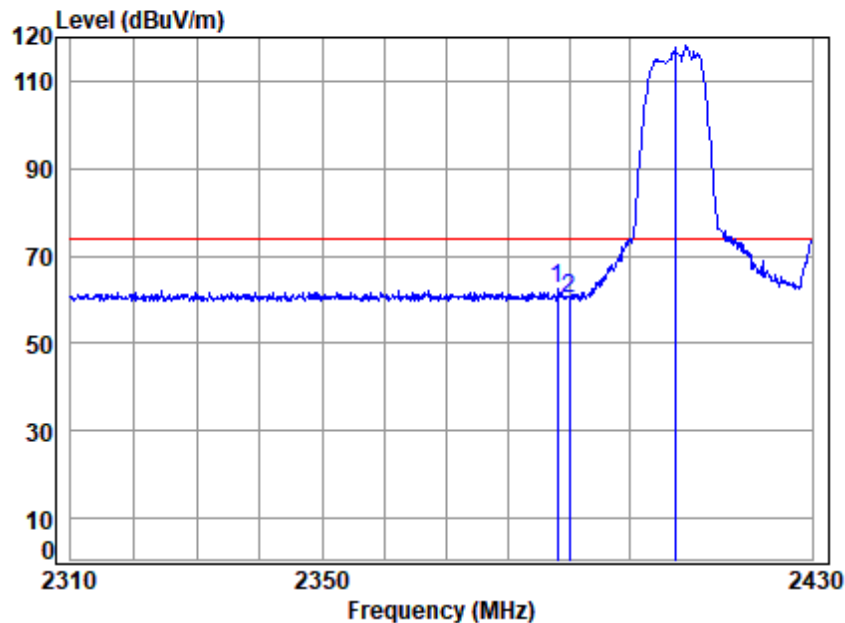
Unless otherwise agreed in writing, this document is issued by the Company subject to its General Conditions of Service printed overleaf, available on request or accessible at <https://www.sgs.com/en/Terms-and-Conditions>. Attention is drawn to the limitation of liability, indemnification and jurisdiction issues defined therein. Any holder of this document is advised that information contained hereon reflects the Company's findings at the time of its intervention only and within the limits of Client's instructions, if any. The Company's sole responsibility is to its Client and this document does not exonerate parties to a transaction from exercising all their rights and obligations under the transaction documents. This document cannot be reproduced except in full, without prior written approval of the Company. Any unauthorized alteration, forgery or falsification of the content or appearance of this document is unlawful and offenders may be prosecuted to the fullest extent of the law. Unless otherwise stated the results shown in this test report refer only to the sample(s) tested and such sample(s) are retained for 30 days only.

Attention: To check the authenticity of testing /inspection report & certificate, please contact us at telephone: (86-755) 8307 1443, or email: [CN.Doccheck@sgs.com](mailto:CN.Doccheck@sgs.com)

SGS-CSTC Standards Technical Services Co., Ltd.  
Shenzhen Branch Testing Center EEC Laboratory.

No.1 Workshop, M-10, Middle Section, Science & Technology Park, Nanshan District, Shenzhen, Guangdong, China 518057 t (86-755) 26012053 f (86-755) 26710594 www.sgsgroup.com.cn  
中国·广东·深圳市南山区科技园中区M-10栋1号厂房 邮编: 518057 t (86-755) 26012053 f (86-755) 26710594 sgs.china@sgs.com

Test Mode: 20; Polarity: Vertical; Modulation: OFDM; Channel: Low

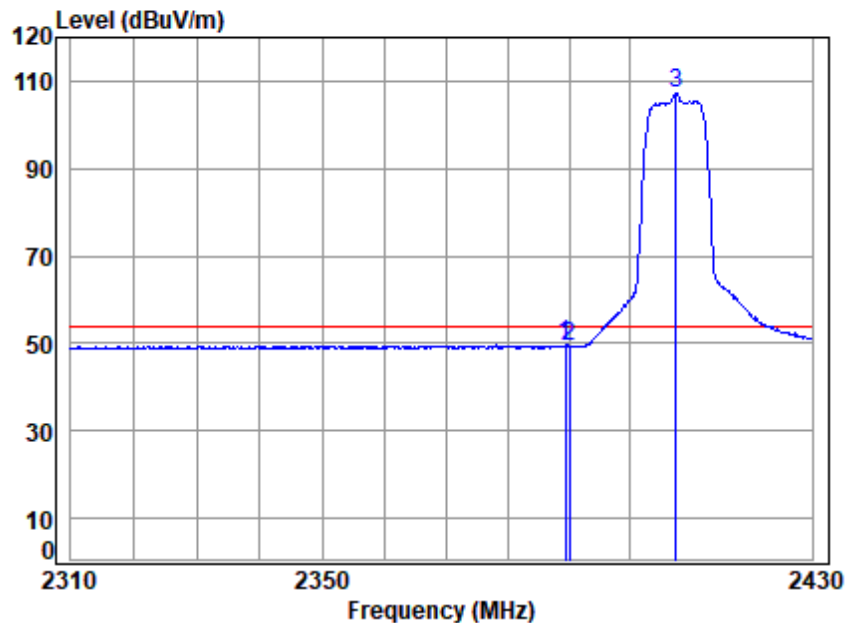


Site : chamber  
Condition: 3m VERTICAL  
Job No : 01009AT\01010AT  
Mode : 2407.5 Band edge  
Note : SDR 10M

		Cable	Ant	Preamp	Read	Limit	Over	
Freq		Loss	Factor	Factor	Level	Line	Limit	Remark
MHz		dB	dB/m	dB	dBuV	dBuV/m	dBuV/m	dB
1	2388.154	4.25	28.75	0.00	29.59	62.59	74.00	-11.41 Peak
2	2390.000	4.25	28.76	0.00	27.04	60.05	74.00	-13.95 Peak
3 q	2407.500	4.27	28.85	0.00	84.83	117.95	74.00	43.95 Peak



Test Mode: 20; Polarity: Vertical; Modulation: OFDM; Channel: Low



Site : chamber  
Condition: 3m VERTICAL  
Job No : 01009AT\01010AT  
Mode : 2407.5 Band edge  
Note : SDR 10M

		Cable	Ant	Preamp	Read	Limit	Over	
Freq		Loss	Factor	Factor	Level	Line	Limit	Remark
MHz		dB	dB/m	dB	dBuV	dBuV/m	dBuV/m	dB
1	2389.363	4.25	28.76	0.00	16.59	49.60	54.00	-4.40 Average
2	2390.000	4.25	28.76	0.00	16.13	49.14	54.00	-4.86 Average
3 q	2407.500	4.27	28.85	0.00	74.05	107.17	54.00	53.17 Average

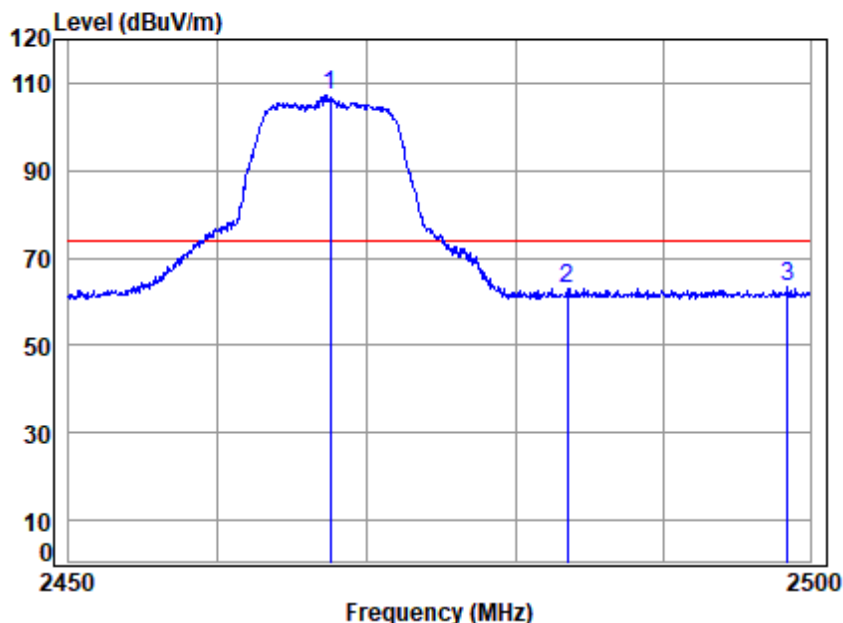


Unless otherwise agreed in writing, this document is issued by the Company subject to its General Conditions of Service printed overleaf, available on request or accessible at <https://www.sgs.com/en/Terms-and-Conditions>. Attention is drawn to the limitation of liability, indemnification and jurisdiction issues defined therein. Any holder of this document is advised that information contained hereon reflects the Company's findings at the time of its intervention only and within the limits of Client's instructions, if any. The Company's sole responsibility is to its Client and this document does not exonerate parties to a transaction from exercising all their rights and obligations under the transaction documents. This document cannot be reproduced except in full, without prior written approval of the Company. Any unauthorized alteration, forgery or falsification of the content or appearance of this document is unlawful and offenders may be prosecuted to the fullest extent of the law. Unless otherwise stated the results shown in this test report refer only to the sample(s) tested and such sample(s) are retained for 30 days only.

Attention: To check the authenticity of testing /inspection report & certificate, please contact us at telephone: (86-755) 8307 1443, or email: [CN.Doccheck@sgs.com](mailto:CN.Doccheck@sgs.com)

No.1 Workshop, M-10, Middle Section, Science & Technology Park, Nanshan District, Shenzhen, Guangdong, China 518057 t (86-755) 26012053 f (86-755) 26710594 www.sgsgroup.com.cn  
中国·广东·深圳市南山区科技园中区M-10栋1号厂房 邮编: 518057 t (86-755) 26012053 f (86-755) 26710594 sgs.china@sgs.com

Test Mode: 20; Polarity: Horizontal; Modulation: OFDM; Channel: High



Site : chamber  
Condition: 3m HORIZONTAL  
Job No : 01009AT\01010AT  
Mode : 2467.5 Band edge  
Note : SDR 10M

		Cable	Ant	Preamp	Read	Limit	Over	
Freq		Loss	Factor	Factor	Level	Line	Limit	Remark
MHz		dB	dB/m	dB	dBuV	dBuV/m	dBuV/m	dB
1 q 2467.500		4.33	29.21	0.00	73.68	107.22	74.00	33.22 peak
2 2483.500		4.34	29.30	0.00	29.17	62.81	74.00	-11.19 peak
3 2498.485		4.36	29.39	0.00	29.84	63.59	74.00	-10.41 peak



Unless otherwise agreed in writing, this document is issued by the Company subject to its General Conditions of Service printed overleaf, available on request or accessible at <https://www.sgs.com/en/Terms-and-Conditions>. Attention is drawn to the limitation of liability, indemnification and jurisdiction issues defined therein. Any holder of this document is advised that information contained hereon reflects the Company's findings at the time of its intervention only and within the limits of Client's instructions, if any. The Company's sole responsibility is to its Client and this document does not exonerate parties to a transaction from exercising all their rights and obligations under the transaction documents. This document cannot be reproduced except in full, without prior written approval of the Company. Any unauthorized alteration, forgery or falsification of the content or appearance of this document is unlawful and offenders may be prosecuted to the fullest extent of the law. Unless otherwise stated the results shown in this test report refer only to the sample(s) tested and such sample(s) are retained for 30 days only.

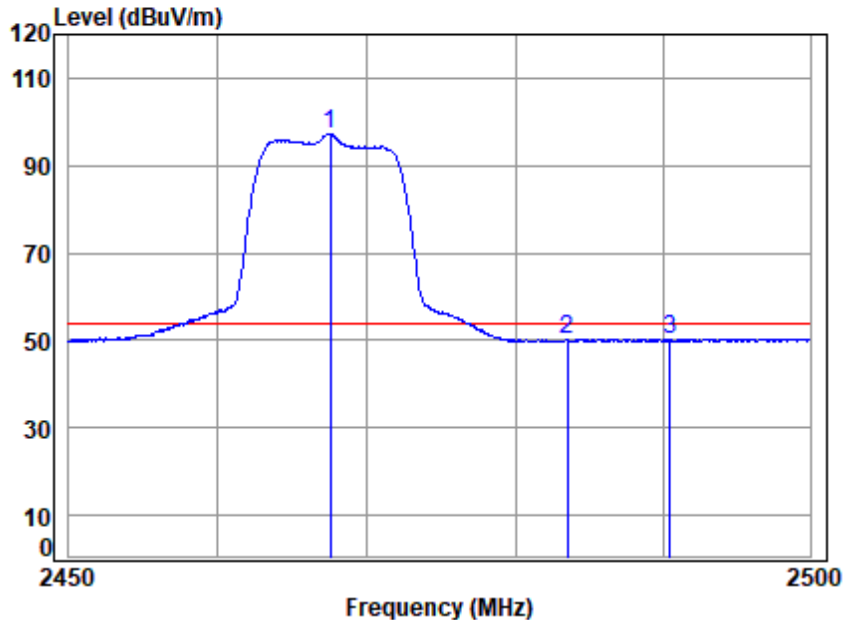
Attention: To check the authenticity of testing /inspection report & certificate, please contact us at telephone: (86-755) 8307 1443, or email: CN.Doccheck@sgs.com

SGS-CSTC Standards Technical Services Co., Ltd.  
Shenzhen Branch Testing Center EEC Laboratory.

No.1 Workshop, M-10, Middle Section, Science & Technology Park, Nanshan District, Shenzhen, Guangdong, China 518057 t (86-755) 26012053 f (86-755) 26710594 www.sgsgroup.com.cn  
中国·广东·深圳市南山区科技园中区M-10栋1号厂房 邮编: 518057 t (86-755) 26012053 f (86-755) 26710594 sgs.china@sgs.com



Test Mode: 20; Polarity: Horizontal; Modulation: OFDM; Channel: High



Site : chamber  
Condition: 3m HORIZONTAL  
Job No : 01009AT\01010AT  
Mode : 2467.5 Band edge  
Note : SDR 10M

		Cable	Ant	Preamp	Read	Limit	Over	
Freq		Loss	Factor	Factor	Level	Level	Line	Limit Remark
MHz		dB	dB/m	dB	dBuV	dBuV/m	dBuV/m	dB
1 q 2467.500		4.33	29.21	0.00	63.76	97.30	54.00	43.30 Average
2 2483.500		4.34	29.30	0.00	16.39	50.03	54.00	-3.97 Average
3 2490.472		4.35	29.34	0.00	16.69	50.38	54.00	-3.62 Average



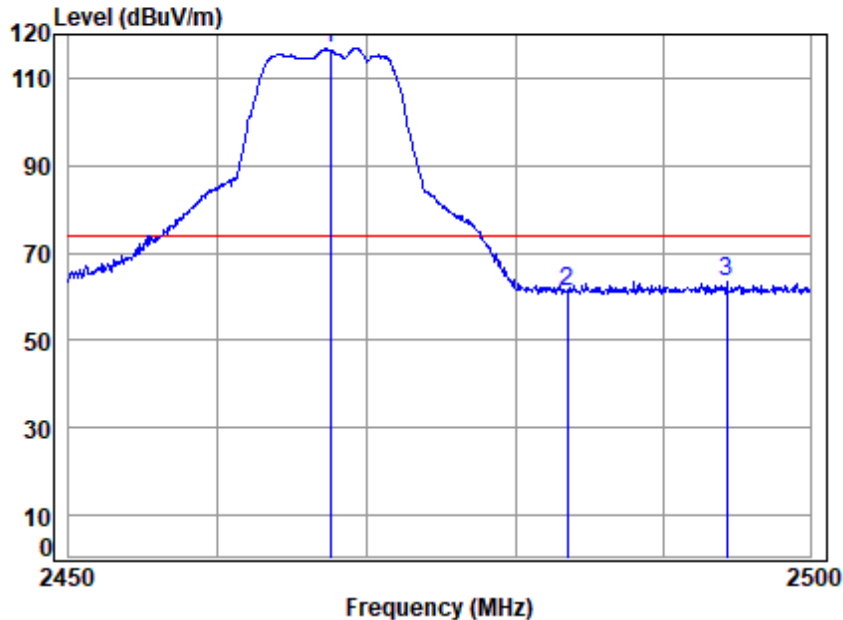
Unless otherwise agreed in writing, this document is issued by the Company subject to its General Conditions of Service printed overleaf, available on request or accessible at <https://www.sgs.com/en/Terms-and-Conditions>. Attention is drawn to the limitation of liability, indemnification and jurisdiction issues defined therein. Any holder of this document is advised that information contained hereon reflects the Company's findings at the time of its intervention only and within the limits of Client's instructions, if any. The Company's sole responsibility is to its Client and this document does not exonerate parties to a transaction from exercising all their rights and obligations under the transaction documents. This document cannot be reproduced except in full, without prior written approval of the Company. Any unauthorized alteration, forgery or falsification of the content or appearance of this document is unlawful and offenders may be prosecuted to the fullest extent of the law. Unless otherwise stated the results shown in this test report refer only to the sample(s) tested and such sample(s) are retained for 30 days only.

Attention: To check the authenticity of testing /inspection report & certificate, please contact us at telephone: (86-755) 8307 1443, or email: [CN.Doccheck@sgs.com](mailto:CN.Doccheck@sgs.com)

SGS-CSTC Standards Technical Services Co., Ltd.  
Shenzhen Branch Testing Center EEC Laboratory.

No.1 Workshop, M-10, Middle Section, Science & Technology Park, Nanshan District, Shenzhen, Guangdong, China 518057 t (86-755) 26012053 f (86-755) 26710594 www.sgsgroup.com.cn  
中国·广东·深圳市南山区科技园中区M-10栋1号厂房 邮编: 518057 t (86-755) 26012053 f (86-755) 26710594 sgs.china@sgs.com

Test Mode: 20; Polarity: Vertical; Modulation: OFDM; Channel: High



Site : chamber  
Condition: 3m VERTICAL  
Job No : 01009AT\01010AT  
Mode : 2467.5 Band edge  
Note : SDR 10M

		Cable	Ant	Preamp	Read	Limit	Over	
Freq		Loss	Factor	Factor	Level	Line	Limit	Remark
MHz		dB	dB/m	dB	dBuV	dBuV/m	dBuV/m	dB
1 q 2467.500		4.33	29.21	0.00	83.47	117.01	74.00	43.01 Peak
2 2483.500		4.34	29.30	0.00	27.64	61.28	74.00	-12.72 Peak
3 2494.350		4.35	29.37	0.00	29.75	63.47	74.00	-10.53 Peak

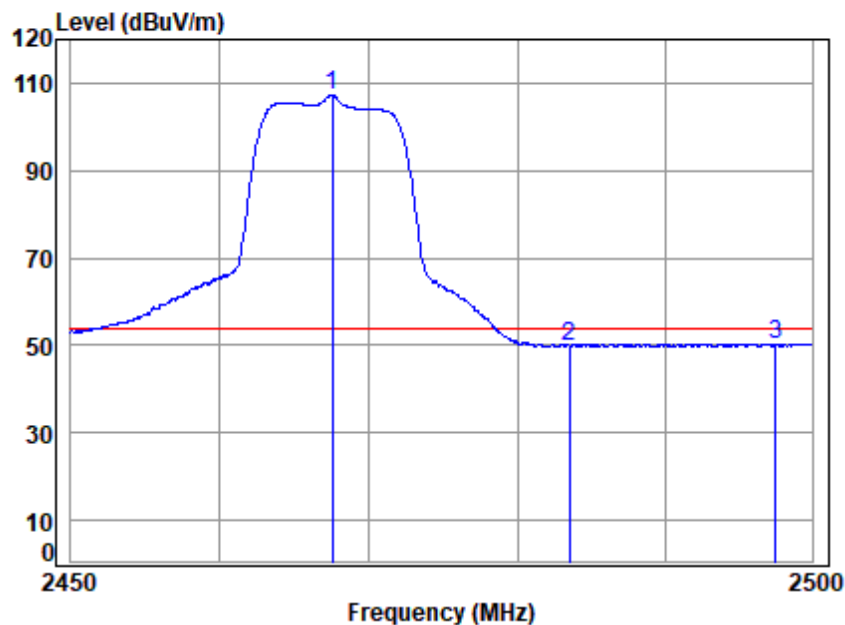


Unless otherwise agreed in writing, this document is issued by the Company subject to its General Conditions of Service printed overleaf, available on request or accessible at <https://www.sgs.com/en/Terms-and-Conditions>. Attention is drawn to the limitation of liability, indemnification and jurisdiction issues defined therein. Any holder of this document is advised that information contained hereon reflects the Company's findings at the time of its intervention only and within the limits of Client's instructions, if any. The Company's sole responsibility is to its Client and this document does not exonerate parties to a transaction from exercising all their rights and obligations under the transaction documents. This document cannot be reproduced except in full, without prior written approval of the Company. Any unauthorized alteration, forgery or falsification of the content or appearance of this document is unlawful and offenders may be prosecuted to the fullest extent of the law. Unless otherwise stated the results shown in this test report refer only to the sample(s) tested and such sample(s) are retained for 30 days only.

Attention: To check the authenticity of testing /inspection report & certificate, please contact us at telephone: (86-755) 8307 1443, or email: [CN.Doccheck@sgs.com](mailto:CN.Doccheck@sgs.com)

No.1 Workshop, M-10, Middle Section, Science & Technology Park, Nanshan District, Shenzhen, Guangdong, China 518057 t (86-755) 26012053 f (86-755) 26710594 www.sgsgroup.com.cn  
中国·广东·深圳市南山区科技园中区M-10栋1号厂房 邮编: 518057 t (86-755) 26012053 f (86-755) 26710594 sgs.china@sgs.com

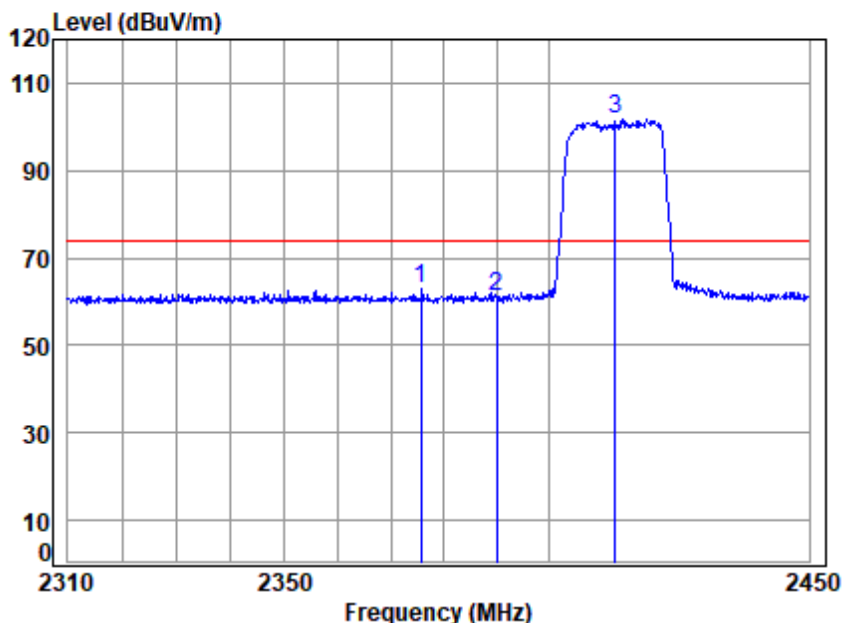
Test Mode: 20; Polarity: Vertical; Modulation: OFDM; Channel: High



Site : chamber  
Condition: 3m VERTICAL  
Job No : 01009AT\01010AT  
Mode : 2467.5 Band edge  
Note : SDR 10M

		Cable	Ant	Preamp	Read	Limit	Over	
Freq		Loss	Factor	Factor	Level	Line	Limit	Remark
MHz		dB	dB/m	dB	dBuV	dBuV/m	dBuV/m	dB
1 q 2467.500		4.33	29.21	0.00	73.63	107.17	54.00	53.17 Average
2 2483.500		4.34	29.30	0.00	16.18	49.82	54.00	-4.18 Average
3 2497.526		4.36	29.39	0.00	16.65	50.40	54.00	-3.60 Average

Test Mode: 22; Polarity: Horizontal; Modulation: OFDM; Channel: Low



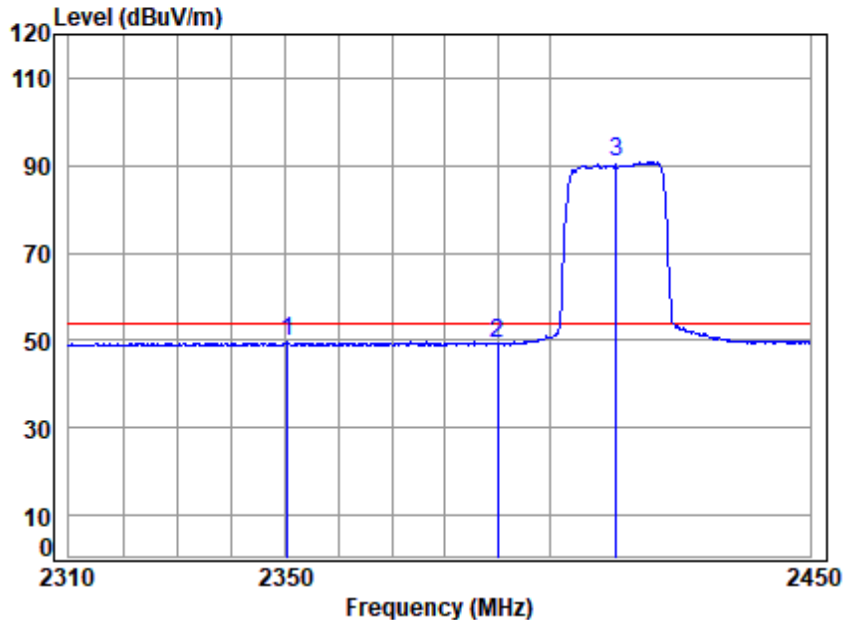
Site : chamber  
Condition: 3m HORIZONTAL  
Job No : 01009AT\01010AT  
Mode : 2412.5 Band edge  
Note : SDR 20M

		Cable	Ant	Preamp	Read	Limit	Over	
Freq		Loss	Factor	Factor	Level	Line	Limit	Remark
MHz		dB	dB/m	dB	dBuV	dBuV/m	dBuV/m	dB
1	2375.753	4.23	28.70	0.00	30.08	63.01	74.00	-10.99 peak
2	2390.000	4.25	28.76	0.00	27.96	60.97	74.00	-13.03 peak
3 q	2412.500	4.27	28.88	0.00	68.72	101.87	74.00	27.87 peak





Test Mode: 22; Polarity: Horizontal; Modulation: OFDM; Channel: Low



Site : chamber  
Condition: 3m HORIZONTAL  
Job No : 01009AT\01010AT  
Mode : 2412.5 Band edge  
Note : SDR 20M

		Cable	Ant	Preamp	Read	Limit	Over	
Freq		Loss	Factor	Factor	Level	Line	Limit	Remark
MHz		dB	dB/m	dB	dBuV	dBuV/m	dBuV/m	dB
1	2350.447	4.21	28.60	0.00	16.88	49.69	54.00	-4.31 Average
2	2390.000	4.25	28.76	0.00	16.24	49.25	54.00	-4.75 Average
3 q	2412.500	4.27	28.88	0.00	57.60	90.75	54.00	36.75 Average



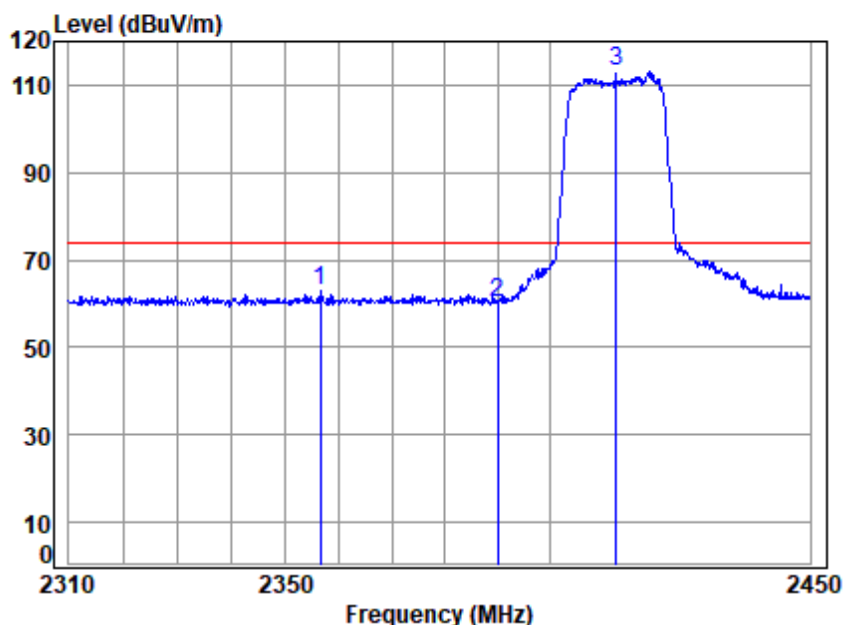
Unless otherwise agreed in writing, this document is issued by the Company subject to its General Conditions of Service printed overleaf, available on request or accessible at <https://www.sgs.com/en/Terms-and-Conditions>. Attention is drawn to the limitation of liability, indemnification and jurisdiction issues defined therein. Any holder of this document is advised that information contained hereon reflects the Company's findings at the time of its intervention only and within the limits of Client's instructions, if any. The Company's sole responsibility is to its Client and this document does not exonerate parties to a transaction from exercising all their rights and obligations under the transaction documents. This document cannot be reproduced except in full, without prior written approval of the Company. Any unauthorized alteration, forgery or falsification of the content or appearance of this document is unlawful and offenders may be prosecuted to the fullest extent of the law. Unless otherwise stated the results shown in this test report refer only to the sample(s) tested and such sample(s) are retained for 30 days only.

Attention: To check the authenticity of testing /inspection report & certificate, please contact us at telephone: (86-755) 8307 1443, or email: [CN.Doccheck@sgs.com](mailto:CN.Doccheck@sgs.com)

SGS-CSTC Standards Technical Services Co., Ltd.  
Shenzhen Branch Testing Center EEC Laboratory.

No.1 Workshop, M-10, Middle Section, Science & Technology Park, Nanshan District, Shenzhen, Guangdong, China 518057 t (86-755) 26012053 f (86-755) 26710594 www.sgsgroup.com.cn  
中国·广东·深圳市南山区科技园中区M-10栋1号厂房 邮编: 518057 t (86-755) 26012053 f (86-755) 26710594 sgs.china@sgs.com

Test Mode: 22; Polarity: Vertical; Modulation: OFDM; Channel: Low



Site : chamber  
 Condition: 3m VERTICAL  
 Job No : 01009AT\01010AT  
 Mode : 2412.5 Band edge  
 Note : SDR 20M

		Cable	Ant	Preamp	Read	Limit	Over	
Freq		Loss	Factor	Factor	Level	Line	Limit	Remark
MHz		dB	dB/m	dB	dBuV	dBuV/m	dBuV/m	dB
1	2356.679	4.21	28.63	0.00	30.07	62.91	74.00	-11.09 Peak
2	2390.000	4.25	28.76	0.00	27.16	60.17	74.00	-13.83 Peak
3 q	2412.500	4.27	28.88	0.00	80.08	113.23	74.00	39.23 Peak



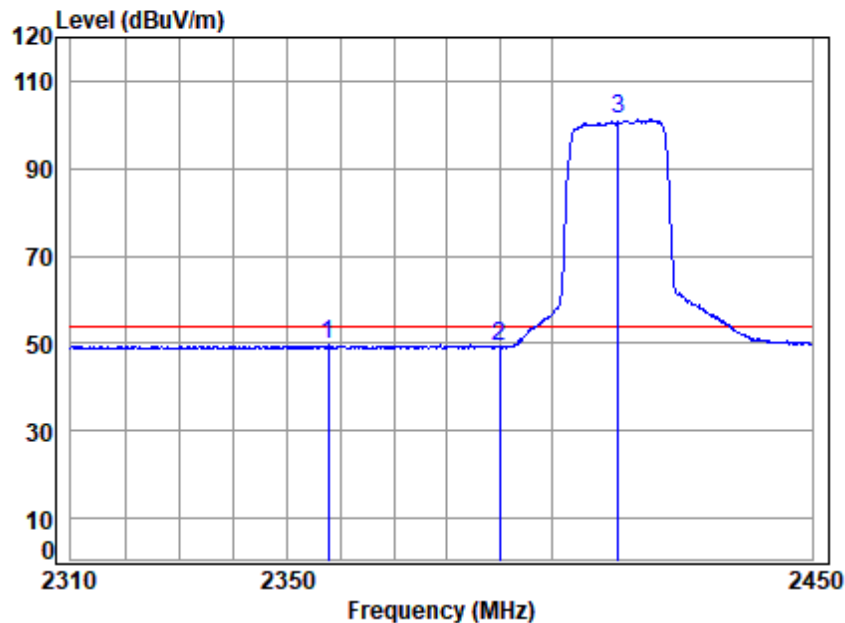
Unless otherwise agreed in writing, this document is issued by the Company subject to its General Conditions of Service printed overleaf, available on request or accessible at <https://www.sgs.com/en/Terms-and-Conditions>. Attention is drawn to the limitation of liability, indemnification and jurisdiction issues defined therein. Any holder of this document is advised that information contained hereon reflects the Company's findings at the time of its intervention only and within the limits of Client's instructions, if any. The Company's sole responsibility is to its Client and this document does not exonerate parties to a transaction from exercising all their rights and obligations under the transaction documents. This document cannot be reproduced except in full, without prior written approval of the Company. Any unauthorized alteration, forgery or falsification of the content or appearance of this document is unlawful and offenders may be prosecuted to the fullest extent of the law. Unless otherwise stated the results shown in this test report refer only to the sample(s) tested and such sample(s) are retained for 30 days only.

Attention: To check the authenticity of testing /inspection report & certificate, please contact us at telephone: (86-755) 8307 1443, or email: [CN.Doccheck@sgs.com](mailto:CN.Doccheck@sgs.com)

SGS-CSTC Standards Technical Services Co., Ltd.  
 Shenzhen Branch Testing Center EEC Laboratory.

No.1 Workshop, M-10, Middle Section, Science & Technology Park, Nanshan District, Shenzhen, Guangdong, China 518057 t (86-755) 26012053 f (86-755) 26710594 www.sgsgroup.com.cn  
 中国·广东·深圳市南山区科技园中区M-10栋1号厂房 邮编: 518057 t (86-755) 26012053 f (86-755) 26710594 sgs.china@sgs.com

Test Mode: 22; Polarity: Vertical; Modulation: OFDM; Channel: Low



Site : chamber  
Condition: 3m VERTICAL  
Job No : 01009AT\01010AT  
Mode : 2412.5 Band edge  
Note : SDR 20M

		Cable	Ant	Preamp	Read	Limit	Over	
Freq		Loss	Factor	Factor	Level	Line	Limit	Remark
MHz		dB	dB/m	dB	dBuV	dBuV/m	dBuV/m	dB
1	2357.650	4.22	28.63	0.00	16.80	49.65	54.00	-4.35 Average
2	2390.000	4.25	28.76	0.00	16.07	49.08	54.00	-4.92 Average
3 q	2412.500	4.27	28.88	0.00	68.21	101.36	54.00	47.36 Average



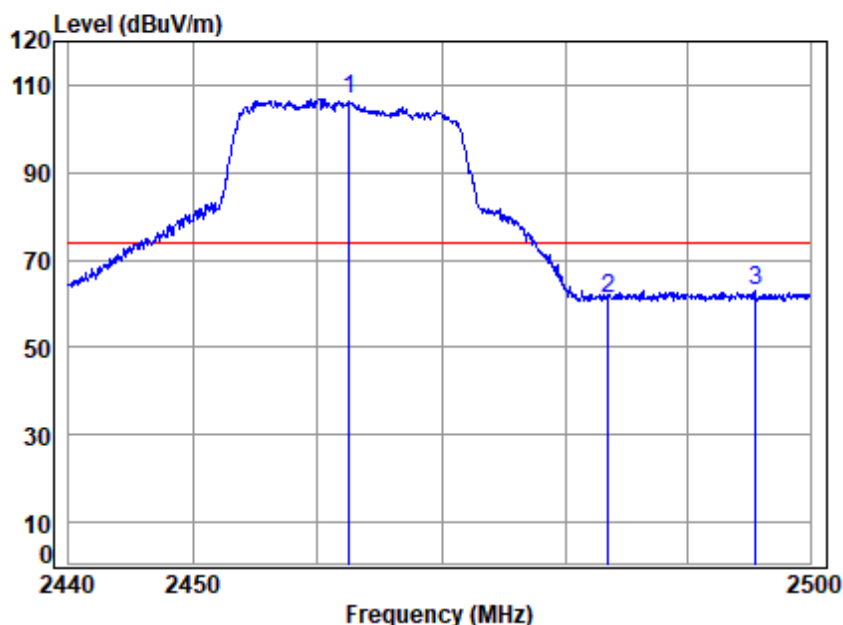
Unless otherwise agreed in writing, this document is issued by the Company subject to its General Conditions of Service printed overleaf, available on request or accessible at <https://www.sgs.com/en/Terms-and-Conditions>. Attention is drawn to the limitation of liability, indemnification and jurisdiction issues defined therein. Any holder of this document is advised that information contained hereon reflects the Company's findings at the time of its intervention only and within the limits of Client's instructions, if any. The Company's sole responsibility is to its Client and this document does not exonerate parties to a transaction from exercising all their rights and obligations under the transaction documents. This document cannot be reproduced except in full, without prior written approval of the Company. Any unauthorized alteration, forgery or falsification of the content or appearance of this document is unlawful and offenders may be prosecuted to the fullest extent of the law. Unless otherwise stated the results shown in this test report refer only to the sample(s) tested and such sample(s) are retained for 30 days only.

Attention: To check the authenticity of testing /inspection report & certificate, please contact us at telephone: (86-755) 8307 1443, or email: [CN.Doccheck@sgs.com](mailto:CN.Doccheck@sgs.com)

SGS-CSTC Standards Technical Services Co., Ltd.  
Shenzhen Branch Testing & Calibration Laboratory

No.1 Workshop, M-10, Middle Section, Science & Technology Park, Nanshan District, Shenzhen, Guangdong, China 518057 t (86-755) 26012053 f (86-755) 26710594 www.sgsgroup.com.cn  
中国·广东·深圳市南山区科技园中区M-10栋1号厂房 邮编: 518057 t (86-755) 26012053 f (86-755) 26710594 sgs.china@sgs.com

Test Mode: 22; Polarity: Horizontal; Modulation: OFDM; Channel: High



Site : chamber  
Condition: 3m HORIZONTAL  
Job No : 01009AT\01010AT  
Mode : 2462.5 Band edge  
Note : SDR 20M

		Cable	Ant	Preamp	Read	Limit	Over	
Freq		Loss	Factor	Factor	Level	Line	Limit	Remark
MHz		dB	dB/m	dB	dBuV	dBuV/m	dBuV/m	dB
1 q 2462.500		4.32	29.18	0.00	73.42	106.92	74.00	32.92 peak
2 2483.500		4.34	29.30	0.00	27.55	61.19	74.00	-12.81 peak
3 2495.510		4.36	29.37	0.00	29.25	62.98	74.00	-11.02 peak



Unless otherwise agreed in writing, this document is issued by the Company subject to its General Conditions of Service printed overleaf, available on request or accessible at <https://www.sgs.com/en/Terms-and-Conditions>. Attention is drawn to the limitation of liability, indemnification and jurisdiction issues defined therein. Any holder of this document is advised that information contained hereon reflects the Company's findings at the time of its intervention only and within the limits of Client's instructions, if any. The Company's sole responsibility is to its Client and this document does not exonerate parties to a transaction from exercising all their rights and obligations under the transaction documents. This document cannot be reproduced except in full, without prior written approval of the Company. Any unauthorized alteration, forgery or falsification of the content or appearance of this document is unlawful and offenders may be prosecuted to the fullest extent of the law. Unless otherwise stated the results shown in this test report refer only to the sample(s) tested and such sample(s) are retained for 30 days only.

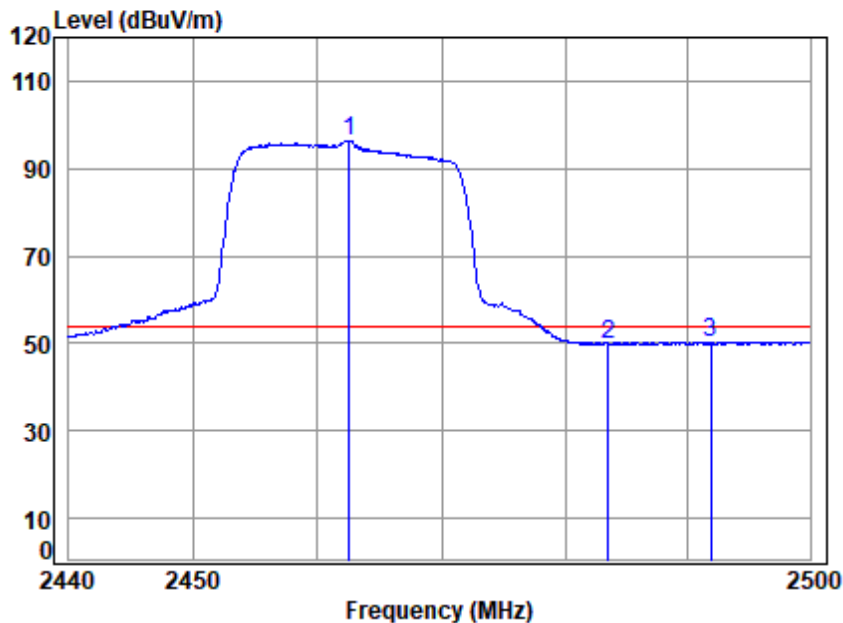
Attention: To check the authenticity of testing /inspection report & certificate, please contact us at telephone: (86-755) 8307 1443, or email: [CN.Doccheck@sgs.com](mailto:CN.Doccheck@sgs.com)

SGS-CSTC Standards Technical Services Co., Ltd.  
Shenzhen Branch Testing & Calibration Laboratory

No.1 Workshop, M-10, Middle Section, Science & Technology Park, Nanshan District, Shenzhen, Guangdong, China 518057 t (86-755) 26012053 f (86-755) 26710594 www.sgsgroup.com.cn  
中国·广东·深圳市南山区科技园中区M-10栋1号厂房 邮编: 518057 t (86-755) 26012053 f (86-755) 26710594 sgs.china@sgs.com



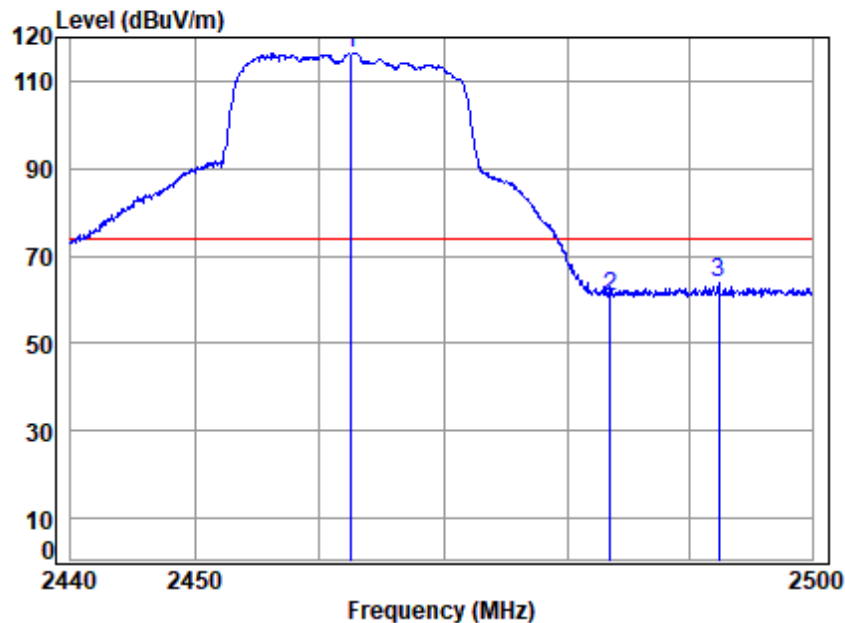
Test Mode: 22; Polarity: Horizontal; Modulation: OFDM; Channel: High



Site : chamber  
Condition: 3m HORIZONTAL  
Job No : 01009AT\01010AT  
Mode : 2462.5 Band edge  
Note : SDR 20M

		Cable	Ant	Preamp	Read	Limit	Over	
Freq		Loss	Factor	Factor	Level	Line	Limit	Remark
MHz		dB	dB/m	dB	dBuV	dBuV/m	dBuV/m	dB
1 q 2462.500		4.32	29.18	0.00	62.94	96.44	54.00	42.44 Average
2 2483.500		4.34	29.30	0.00	16.32	49.96	54.00	-4.04 Average
3 2491.875		4.35	29.35	0.00	16.71	50.41	54.00	-3.59 Average

Test Mode: 22; Polarity: Vertical; Modulation: OFDM; Channel: High



Site : chamber  
Condition: 3m VERTICAL  
Job No : 01009AT\01010AT  
Mode : 2462.5 Band edge  
Note : SDR 20M

		Cable	Ant	Preamp	Read	Limit	Over	
Freq		Loss	Factor	Factor	Level	Line	Limit	Remark
MHz		dB	dB/m	dB	dBuV	dBuV/m	dBuV/m	dB
1 q 2462.500		4.32	29.18	0.00	82.95	116.45	74.00	42.45 Peak
2 2483.500		4.34	29.30	0.00	27.01	60.65	74.00	-13.35 Peak
3 2492.360		4.35	29.35	0.00	30.01	63.71	74.00	-10.29 Peak



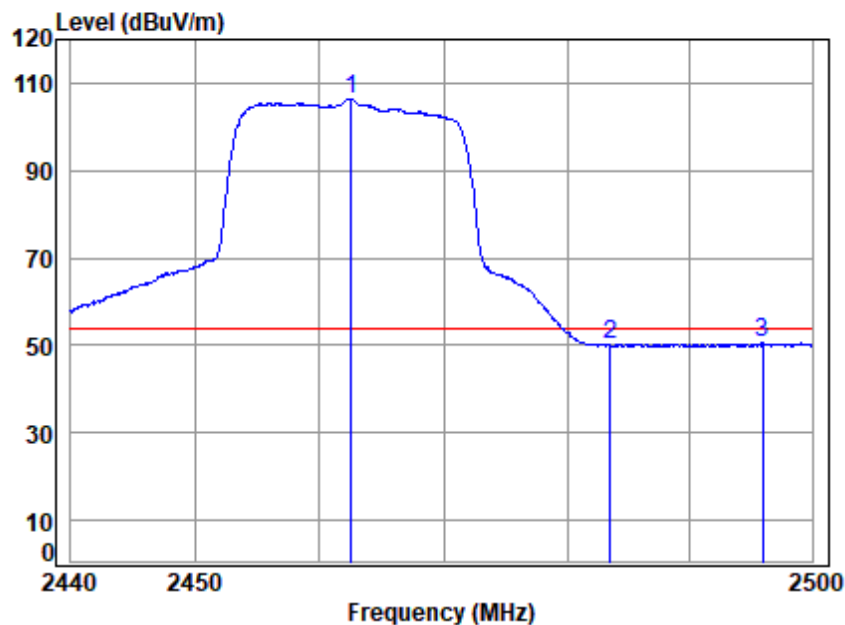
Unless otherwise agreed in writing, this document is issued by the Company subject to its General Conditions of Service printed overleaf, available on request or accessible at <https://www.sgs.com/en/Terms-and-Conditions>. Attention is drawn to the limitation of liability, indemnification and jurisdiction issues defined therein. Any holder of this document is advised that information contained hereon reflects the Company's findings at the time of its intervention only and within the limits of Client's instructions, if any. The Company's sole responsibility is to its Client and this document does not exonerate parties to a transaction from exercising all their rights and obligations under the transaction documents. This document cannot be reproduced except in full, without prior written approval of the Company. Any unauthorized alteration, forgery or falsification of the content or appearance of this document is unlawful and offenders may be prosecuted to the fullest extent of the law. Unless otherwise stated the results shown in this test report refer only to the sample(s) tested and such sample(s) are retained for 30 days only.

Attention: To check the authenticity of testing /inspection report & certificate, please contact us at telephone: (86-755) 8307 1443, or email: [CN.Doccheck@sgs.com](mailto:CN.Doccheck@sgs.com)

SGS-CSTC Standards Technical Services Co., Ltd.  
Shenzhen Branch Testing and Calibration Laboratory

No.1 Workshop, M-10, Middle Section, Science & Technology Park, Nanshan District, Shenzhen, Guangdong, China 518057 t (86-755) 26012053 f (86-755) 26710594 www.sgsgroup.com.cn  
中国·广东·深圳市南山区科技园中区M-10栋1号厂房 邮编: 518057 t (86-755) 26012053 f (86-755) 26710594 sgs.china@sgs.com

Test Mode: 22; Polarity: Vertical; Modulation: OFDM; Channel: High



Site : chamber  
Condition: 3m VERTICAL  
Job No : 01009AT\01010AT  
Mode : 2462.5 Band edge  
Note : SDR 20M

		Cable	Ant	Preamp	Read	Limit	Over	
Freq		Loss	Factor	Factor	Level	Line	Limit	Remark
MHz		dB	dB/m	dB	dBuV	dBuV/m	dB	
1 q 2462.500		4.32	29.18	0.00	72.97	106.47	54.00	52.47 Average
2 2483.500		4.34	29.30	0.00	16.45	50.09	54.00	-3.91 Average
3 2495.934		4.36	29.38	0.00	16.76	50.50	54.00	-3.50 Average



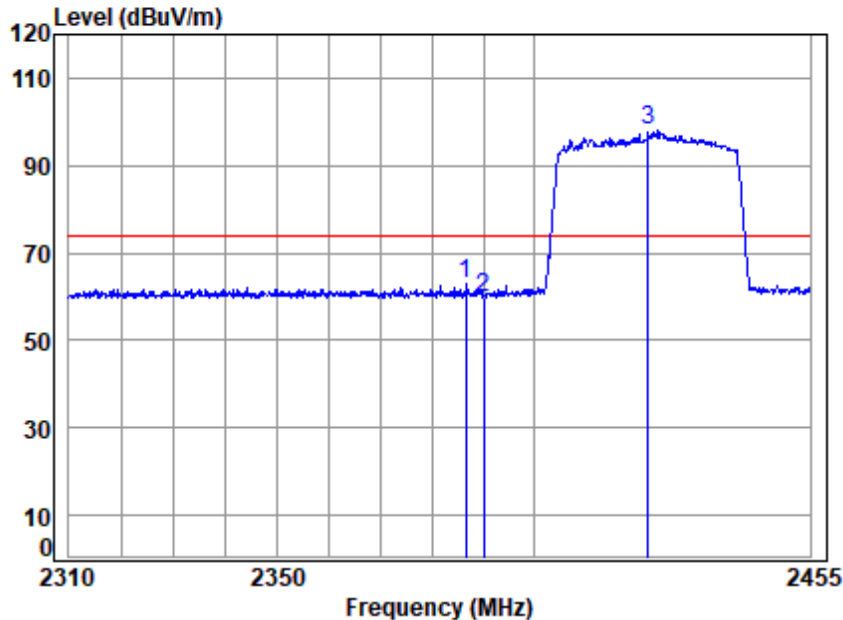
Unless otherwise agreed in writing, this document is issued by the Company subject to its General Conditions of Service printed overleaf, available on request or accessible at <https://www.sgs.com/en/Terms-and-Conditions>. Attention is drawn to the limitation of liability, indemnification and jurisdiction issues defined therein. Any holder of this document is advised that information contained hereon reflects the Company's findings at the time of its intervention only and within the limits of Client's instructions, if any. The Company's sole responsibility is to its Client and this document does not exonerate parties to a transaction from exercising all their rights and obligations under the transaction documents. This document cannot be reproduced except in full, without prior written approval of the Company. Any unauthorized alteration, forgery or falsification of the content or appearance of this document is unlawful and offenders may be prosecuted to the fullest extent of the law. Unless otherwise stated the results shown in this test report refer only to the sample(s) tested and such sample(s) are retained for 30 days only.

Attention: To check the authenticity of testing /inspection report & certificate, please contact us at telephone: (86-755) 8307 1443, or email: [CN.Doccheck@sgs.com](mailto:CN.Doccheck@sgs.com)

SGS-CSTC Standards Technical Services Co., Ltd.  
Shenzhen Branch Testing and Calibration Laboratory

No.1 Workshop, M-10, Middle Section, Science & Technology Park, Nanshan District, Shenzhen, Guangdong, China 518057 t (86-755) 26012053 f (86-755) 26710594 www.sgsgroup.com.cn  
中国·广东·深圳市南山区科技园中区M-10栋1号厂房 邮编: 518057 t (86-755) 26012053 f (86-755) 26710594 sgs.china@sgs.com

Test Mode: 24; Polarity: Horizontal; Modulation: OFDM; Channel: Low



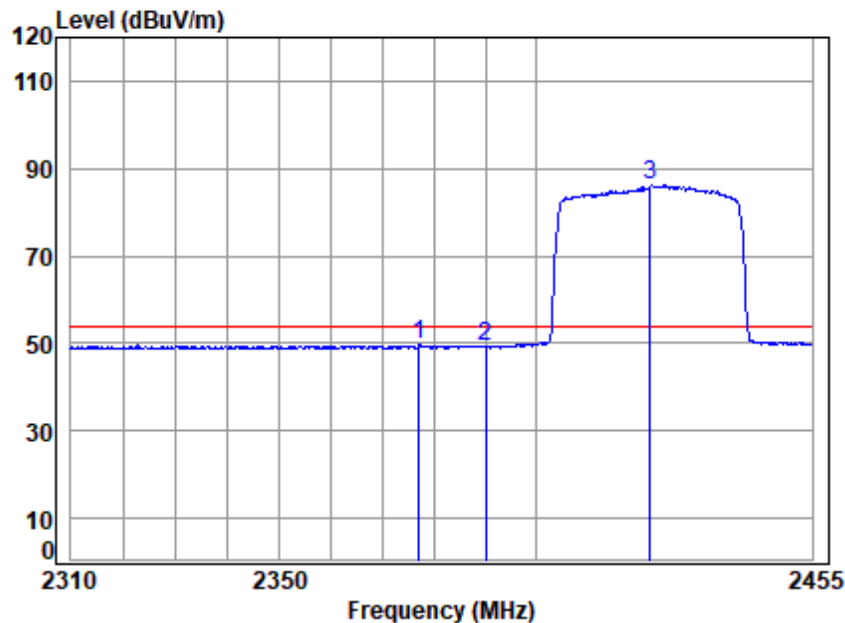
Site : chamber  
Condition: 3m HORIZONTAL  
Job No : 01009AT\01010AT  
Mode : 2422.5 Band edge  
Note : SDR 40M

		Cable	Ant	Preamp	Read	Limit	Over	
Freq		Loss	Factor	Factor	Level	Level	Line	Limit Remark
MHz		dB	dB/m	dB	dBuV	dBuV/m	dBuV/m	dB
1	2386.622	4.25	28.75	0.00	29.77	62.77	74.00	-11.23 peak
2	2390.000	4.25	28.76	0.00	26.95	59.96	74.00	-14.04 peak
3 q	2422.500	4.28	28.94	0.00	64.72	97.94	74.00	23.94 peak





Test Mode: 24; Polarity: Horizontal; Modulation: OFDM; Channel: Low



Site : chamber  
Condition: 3m HORIZONTAL  
Job No : 01009AT\01010AT  
Mode : 2422.5 Band edge  
Note : SDR 40M

		Cable	Ant	Preamp	Read	Limit	Over	
Freq		Loss	Factor	Factor	Level	Level	Line	Limit Remark
MHz		dB	dB/m	dB	dBuV	dBuV/m	dBuV/m	dB
1	2377.051	4.24	28.71	0.00	16.60	49.55	54.00	-4.45 Average
2	2390.000	4.25	28.76	0.00	16.18	49.19	54.00	-4.81 Average
3 q	2422.500	4.28	28.94	0.00	52.93	86.15	54.00	32.15 Average



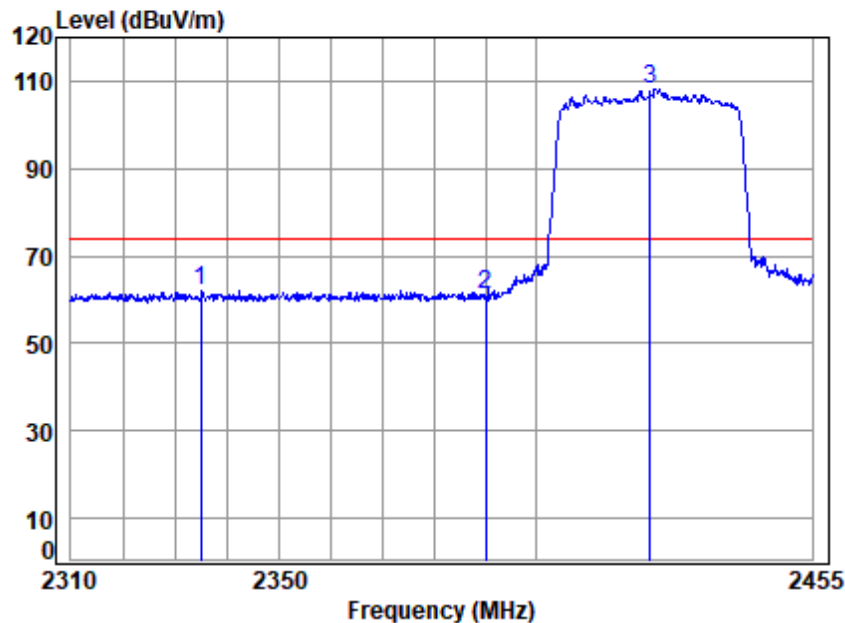
Unless otherwise agreed in writing, this document is issued by the Company subject to its General Conditions of Service printed overleaf, available on request or accessible at <https://www.sgs.com/en/Terms-and-Conditions>. Attention is drawn to the limitation of liability, indemnification and jurisdiction issues defined therein. Any holder of this document is advised that information contained hereon reflects the Company's findings at the time of its intervention only and within the limits of Client's instructions, if any. The Company's sole responsibility is to its Client and this document does not exonerate parties to a transaction from exercising all their rights and obligations under the transaction documents. This document cannot be reproduced except in full, without prior written approval of the Company. Any unauthorized alteration, forgery or falsification of the content or appearance of this document is unlawful and offenders may be prosecuted to the fullest extent of the law. Unless otherwise stated the results shown in this test report refer only to the sample(s) tested and such sample(s) are retained for 30 days only.

Attention: To check the authenticity of testing /inspection report & certificate, please contact us at telephone: (86-755) 8307 1443, or email: [CN.Doccheck@sgs.com](mailto:CN.Doccheck@sgs.com)

SGS-CSTC Standards Technical Services Co., Ltd.  
Shenzhen Branch Testing Center EEC Laboratory.

No.1 Workshop, M-10, Middle Section, Science & Technology Park, Nanshan District, Shenzhen, Guangdong, China 518057 t (86-755) 26012053 f (86-755) 26710594 www.sgsgroup.com.cn  
中国·广东·深圳市南山区科技园中区M-10栋1号厂房 邮编: 518057 t (86-755) 26012053 f (86-755) 26710594 sgs.china@sgs.com

Test Mode: 24; Polarity: Vertical; Modulation: OFDM; Channel: Low



Site : chamber  
Condition: 3m VERTICAL  
Job No : 01009AT\01010AT  
Mode : 2422.5 Band edge  
Note : SDR 40M

		Cable	Ant	Preamp	Read	Limit	Over	
Freq		Loss	Factor	Factor	Level	Level	Line	Limit Remark
	MHz	dB	dB/m	dB	dBuV	dBuV/m	dBuV/m	dB
1	2334.884	4.19	28.54	0.00	29.31	62.04	74.00	-11.96 Peak
2	2390.000	4.25	28.76	0.00	28.14	61.15	74.00	-12.85 Peak
3 q	2422.500	4.28	28.94	0.00	74.92	108.14	74.00	34.14 Peak



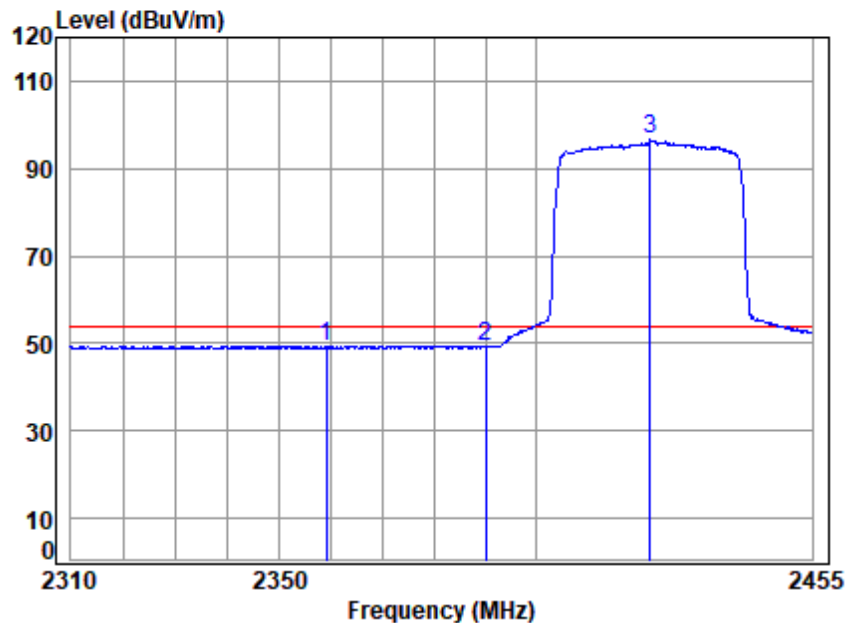
Unless otherwise agreed in writing, this document is issued by the Company subject to its General Conditions of Service printed overleaf, available on request or accessible at <https://www.sgs.com/en/Terms-and-Conditions>. Attention is drawn to the limitation of liability, indemnification and jurisdiction issues defined therein. Any holder of this document is advised that information contained hereon reflects the Company's findings at the time of its intervention only and within the limits of Client's instructions, if any. The Company's sole responsibility is to its Client and this document does not exonerate parties to a transaction from exercising all their rights and obligations under the transaction documents. This document cannot be reproduced except in full, without prior written approval of the Company. Any unauthorized alteration, forgery or falsification of the content or appearance of this document is unlawful and offenders may be prosecuted to the fullest extent of the law. Unless otherwise stated the results shown in this test report refer only to the sample(s) tested and such sample(s) are retained for 30 days only.

Attention: To check the authenticity of testing / inspection report & certificate, please contact us at telephone: (86-755) 8307 1443, or email: [CN.Doccheck@sgs.com](mailto:CN.Doccheck@sgs.com)

SGS-CSTC Standards Technical Services Co., Ltd.  
Shenzhen Branch Testing and Calibration Laboratory

No.1 Workshop, M-10, Middle Section, Science & Technology Park, Nanshan District, Shenzhen, Guangdong, China 518057 t (86-755) 26012053 f (86-755) 26710594 www.sgsgroup.com.cn  
中国·广东·深圳市南山区科技园中区M-10栋1号厂房 邮编: 518057 t (86-755) 26012053 f (86-755) 26710594 sgs.china@sgs.com

Test Mode: 24; Polarity: Vertical; Modulation: OFDM; Channel: Low

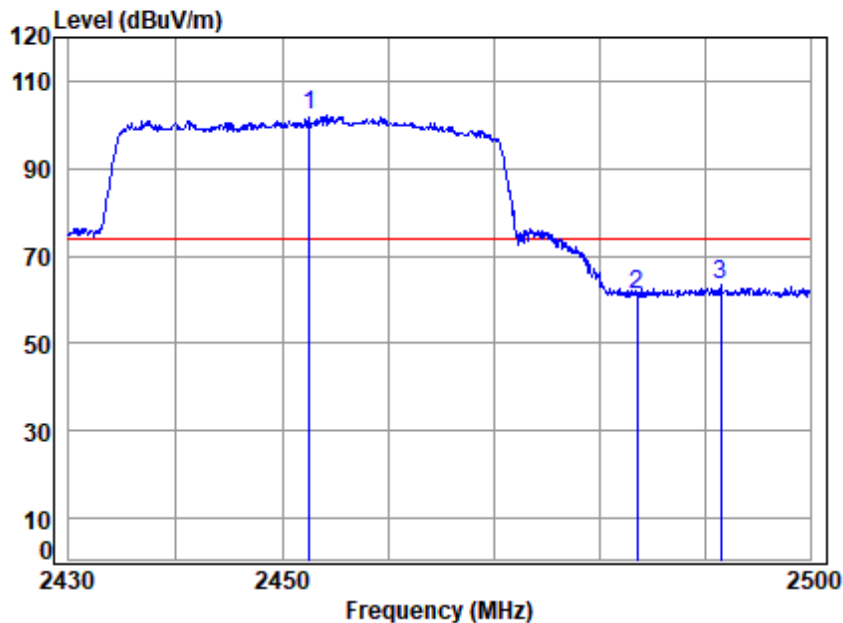


Site : chamber  
Condition: 3m VERTICAL  
Job No : 01009AT\01010AT  
Mode : 2422.5 Band edge  
Note : SDR 40M

		Cable	Ant	Preamp	Read	Limit	Over	
Freq		Loss	Factor	Factor	Level	Line	Limit	Remark
MHz		dB	dB/m	dB	dBuV	dBuV/m	dBuV/m	dB
1	2359.031	4.22	28.64	0.00	16.61	49.47	54.00	-4.53 Average
2	2390.000	4.25	28.76	0.00	16.13	49.14	54.00	-4.86 Average
3 q	2422.500	4.28	28.94	0.00	63.28	96.50	54.00	42.50 Average



Test Mode: 24; Polarity: Horizontal; Modulation: OFDM; Channel: High



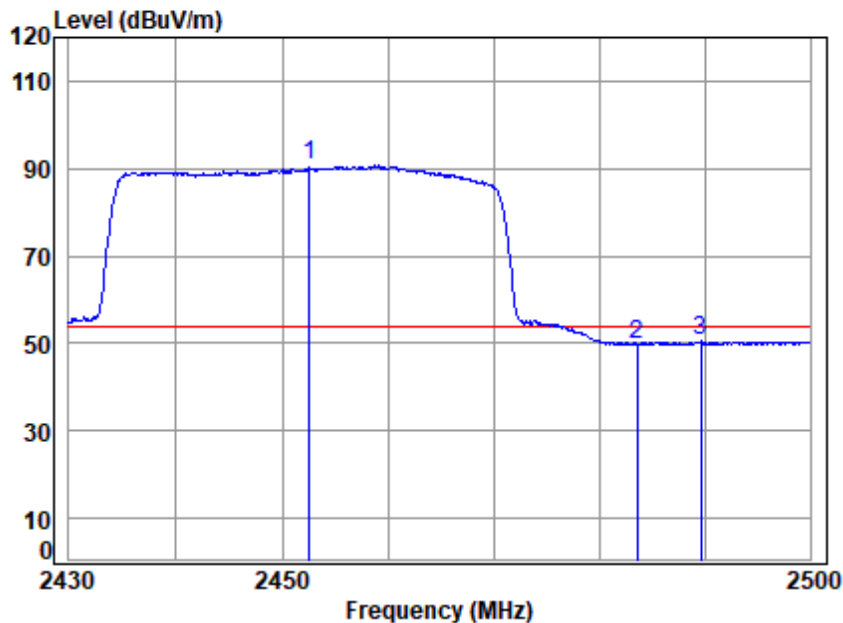
Site : chamber  
Condition: 3m HORIZONTAL  
Job No : 01009AT\01010AT  
Mode : 2452.5 Band edge  
Note : SDR 40M

		Cable	Ant	Preamp	Read		Limit	Over	
Freq		Loss	Factor	Factor	Level	Level	Line	Limit	Remark
MHz		dB	dB/m	dB	dBuV	dBuV/m	dBuV/m	dB	
1 q 2452.500		4.31	29.12	0.00	68.58	102.01	74.00	28.01	peak
2 2483.500		4.34	29.30	0.00	27.63	61.27	74.00	-12.73	peak
3 2491.424		4.35	29.35	0.00	29.53	63.23	74.00	-10.77	peak





Test Mode: 24; Polarity: Horizontal; Modulation: OFDM; Channel: High



Site : chamber  
Condition: 3m HORIZONTAL  
Job No : 01009AT\01010AT  
Mode : 2452.5 Band edge  
Note : SDR 40M

		Cable	Ant	Preamp	Read		Limit	Over	
	Freq	Loss	Factor	Factor	Level	Level	Line	Limit	Remark
	MHz	dB	dB/m	dB	dBuV	dBuV/m	dBuV/m	dB	
1 q	2452.500	4.31	29.12	0.00	57.21	90.64	54.00	36.64	Average
2	2483.500	4.34	29.30	0.00	16.27	49.91	54.00	-4.09	Average
3	2489.585	4.35	29.34	0.00	16.75	50.44	54.00	-3.56	Average



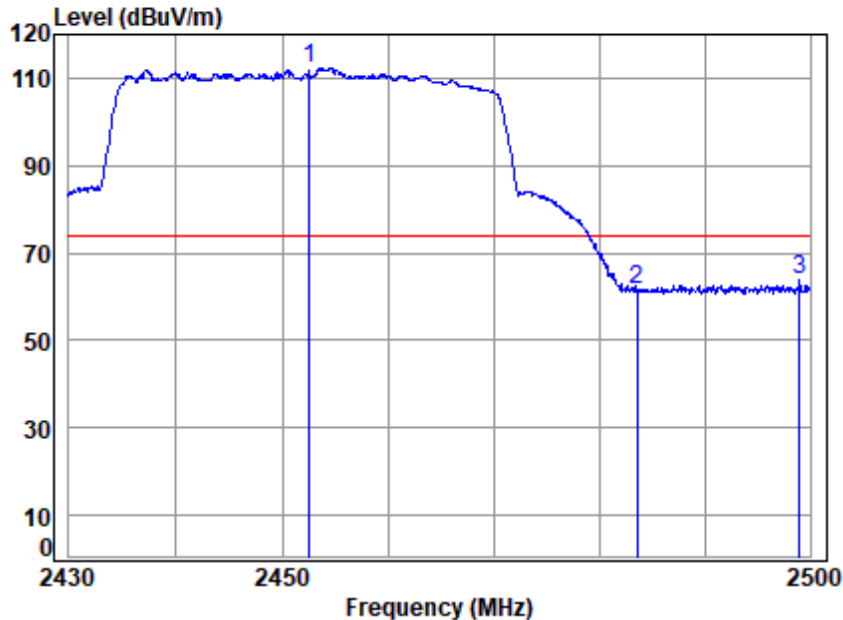
Unless otherwise agreed in writing, this document is issued by the Company subject to its General Conditions of Service printed overleaf, available on request or accessible at <https://www.sgs.com/en/Terms-and-Conditions>. Attention is drawn to the limitation of liability, indemnification and jurisdiction issues defined therein. Any holder of this document is advised that information contained hereon reflects the Company's findings at the time of its intervention only and within the limits of Client's instructions, if any. The Company's sole responsibility is to its Client and this document does not exonerate parties to a transaction from exercising all their rights and obligations under the transaction documents. This document cannot be reproduced except in full, without prior written approval of the Company. Any unauthorized alteration, forgery or falsification of the content or appearance of this document is unlawful and offenders may be prosecuted to the fullest extent of the law. Unless otherwise stated the results shown in this test report refer only to the sample(s) tested and such sample(s) are retained for 30 days only.

Attention: To check the authenticity of testing /inspection report & certificate, please contact us at telephone: (86-755) 8307 1443, or email: [CN.Doccheck@sgs.com](mailto:CN.Doccheck@sgs.com)

SGS-CSTC Standards Technical Services Co., Ltd.  
Shenzhen Branch Testing Center EEC Laboratory.

No.1 Workshop, M-10, Middle Section, Science & Technology Park, Nanshan District, Shenzhen, Guangdong, China 518057 t (86-755) 26012053 f (86-755) 26710594 www.sgsgroup.com.cn  
中国·广东·深圳市南山区科技园中区M-10栋1号厂房 邮编: 518057 t (86-755) 26012053 f (86-755) 26710594 sgs.china@sgs.com

Test Mode: 24; Polarity: Vertical; Modulation: OFDM; Channel: High



Site : chamber  
Condition: 3m VERTICAL  
Job No : 01009AT\01010AT  
Mode : 2452.5 Band edge  
Note : SDR 40M

		Cable	Ant	Preamp	Read	Limit	Over	
Freq		Loss	Factor	Factor	Level	Line	Limit	Remark
MHz		dB	dB/m	dB	dBuV	dBuV/m	dBuV/m	dB
1 q 2452.500		4.31	29.12	0.00	79.02	112.45	74.00	38.45 Peak
2 2483.500		4.34	29.30	0.00	28.04	61.68	74.00	-12.32 Peak
3 2499.006		4.36	29.39	0.00	29.92	63.67	74.00	-10.33 Peak



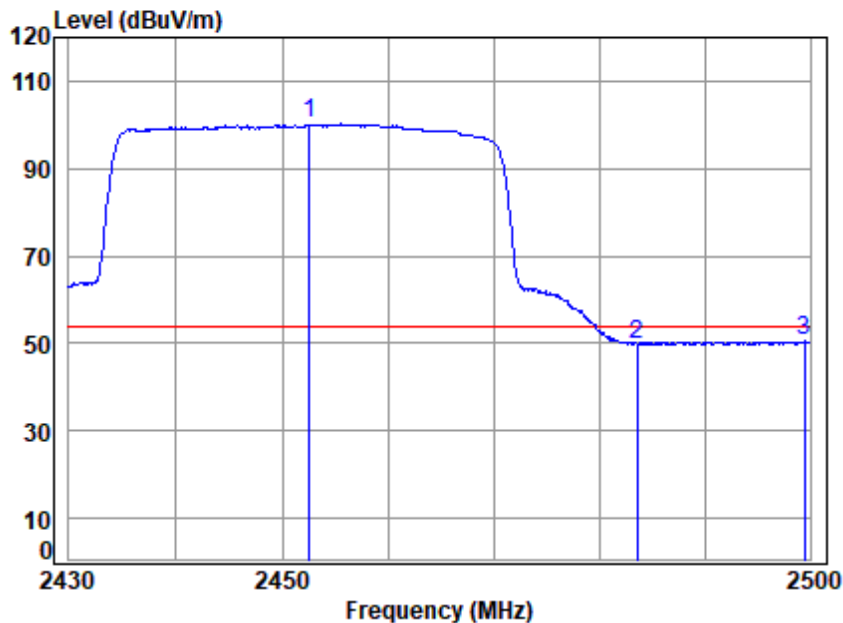
Unless otherwise agreed in writing, this document is issued by the Company subject to its General Conditions of Service printed overleaf, available on request or accessible at <https://www.sgs.com/en/Terms-and-Conditions>. Attention is drawn to the limitation of liability, indemnification and jurisdiction issues defined therein. Any holder of this document is advised that information contained hereon reflects the Company's findings at the time of its intervention only and within the limits of Client's instructions, if any. The Company's sole responsibility is to its Client and this document does not exonerate parties to a transaction from exercising all their rights and obligations under the transaction documents. This document cannot be reproduced except in full, without prior written approval of the Company. Any unauthorized alteration, forgery or falsification of the content or appearance of this document is unlawful and offenders may be prosecuted to the fullest extent of the law. Unless otherwise stated the results shown in this test report refer only to the sample(s) tested and such sample(s) are retained for 30 days only.

Attention: To check the authenticity of testing /inspection report & certificate, please contact us at telephone: (86-755) 8307 1443, or email: [CN.Doccheck@sgs.com](mailto:CN.Doccheck@sgs.com)

SGS-CSTC Standards Technical Services Co., Ltd.  
Shenzhen Branch Testing & Calibration Laboratory

No.1 Workshop, M-10, Middle Section, Science & Technology Park, Nanshan District, Shenzhen, Guangdong, China 518057 t (86-755) 26012053 f (86-755) 26710594 www.sgsgroup.com.cn  
中国·广东·深圳市南山区科技园中区M-10栋1号厂房 邮编: 518057 t (86-755) 26012053 f (86-755) 26710594 sgs.china@sgs.com

Test Mode: 24; Polarity: Vertical; Modulation: OFDM; Channel: High



Site : chamber  
Condition: 3m VERTICAL  
Job No : 01009AT\01010AT  
Mode : 2452.5 Band edge  
Note : SDR 40M

		Cable	Ant	Preamp	Read	Limit	Over	
Freq		Loss	Factor	Factor	Level	Line	Limit	Remark
MHz		dB	dB/m	dB	dBuV	dBuV/m	dBuV/m	dB
1 q 2452.500		4.31	29.12	0.00	66.78	100.21	54.00	46.21 Average
2 2483.500		4.34	29.30	0.00	16.15	49.79	54.00	-4.21 Average
3 2499.503		4.36	29.40	0.00	16.79	50.55	54.00	-3.45 Average



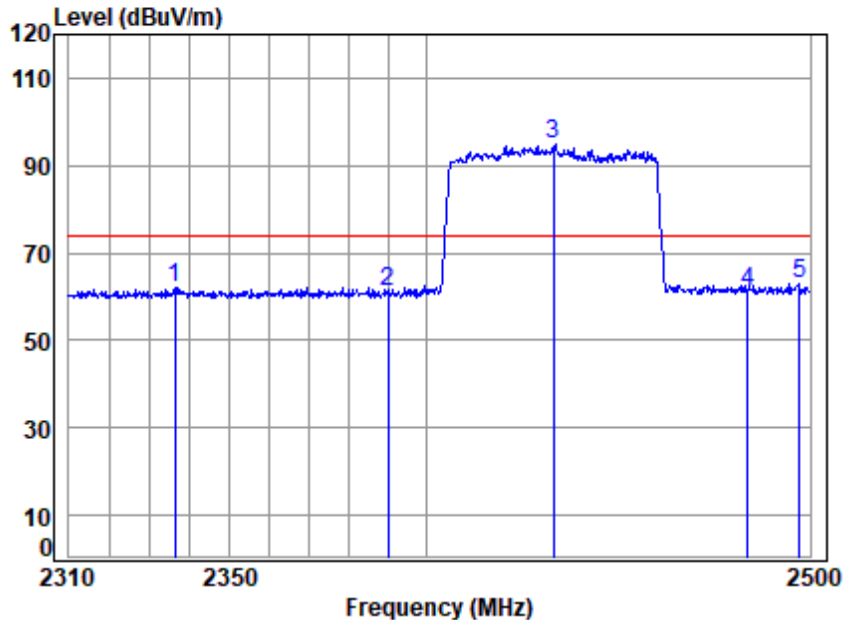
Unless otherwise agreed in writing, this document is issued by the Company subject to its General Conditions of Service printed overleaf, available on request or accessible at <https://www.sgs.com/en/Terms-and-Conditions>. Attention is drawn to the limitation of liability, indemnification and jurisdiction issues defined therein. Any holder of this document is advised that information contained hereon reflects the Company's findings at the time of its intervention only and within the limits of Client's instructions, if any. The Company's sole responsibility is to its Client and this document does not exonerate parties to a transaction from exercising all their rights and obligations under the transaction documents. This document cannot be reproduced except in full, without prior written approval of the Company. Any unauthorized alteration, forgery or falsification of the content or appearance of this document is unlawful and offenders may be prosecuted to the fullest extent of the law. Unless otherwise stated the results shown in this test report refer only to the sample(s) tested and such sample(s) are retained for 30 days only.

Attention: To check the authenticity of testing /inspection report & certificate, please contact us at telephone: (86-755) 8307 1443, or email: [CN.Doccheck@sgs.com](mailto:CN.Doccheck@sgs.com)

SGS-CSTC Standards Technical Services Co., Ltd.  
Shenzhen Branch Testing Center EEC Laboratory.

No.1 Workshop, M-10, Middle Section, Science & Technology Park, Nanshan District, Shenzhen, Guangdong, China 518057 t (86-755) 26012053 f (86-755) 26710594 www.sgsgroup.com.cn  
中国·广东·深圳市南山区科技园中区M-10栋1号厂房 邮编: 518057 t (86-755) 26012053 f (86-755) 26710594 sgs.china@sgs.com

Test Mode: 26; Polarity: Horizontal; Modulation: OFDM; Channel: Low



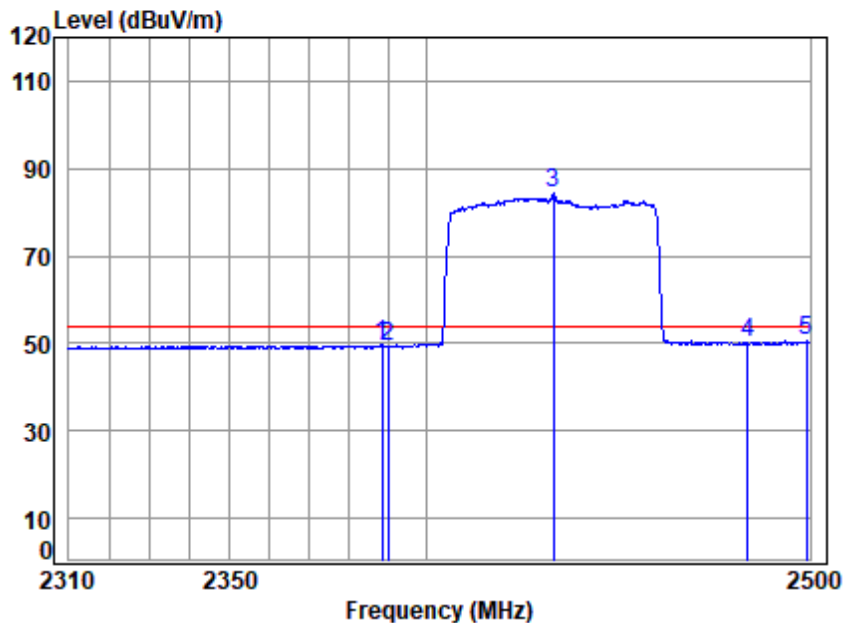
Site : chamber  
 Condition: 3m HORIZONTAL  
 Job No : 01009AT\01010AT  
 Mode : 2432.5 Band edge  
 Note : SDR 60M

		Cable	Ant	Preamp	Read	Limit	Over	
Freq		Loss	Factor	Factor	Level	Line	Limit	Remark
MHz		dB	dB/m	dB	dBuV	dBuV/m	dBuV/m	dB
1	2336.259	4.19	28.55	0.00	29.51	62.25	74.00	-11.75 peak
2	2390.000	4.25	28.76	0.00	28.25	61.26	74.00	-12.74 peak
3	2432.500	4.29	29.00	0.00	61.42	94.71	74.00	20.71 peak
4	2483.500	4.34	29.30	0.00	27.56	61.20	74.00	-12.80 peak
5	2497.235	4.36	29.38	0.00	29.43	63.17	74.00	-10.83 peak





Test Mode: 26; Polarity: Horizontal; Modulation: OFDM; Channel: Low



Site : chamber  
Condition: 3m HORIZONTAL  
Job No : 01009AT\01010AT  
Mode : 2432.5 Band edge  
Note : SDR 60M

		Cable	Ant	Preamp	Read	Limit	Over	
Freq		Loss	Factor	Factor	Level	Line	Limit	Remark
MHz		dB	dB/m	dB	dBuV	dBuV/m	dBuV/m	dB
1	2388.541	4.25	28.75	0.00	16.69	49.69	54.00	-4.31 Average
2	2390.000	4.25	28.76	0.00	16.13	49.14	54.00	-4.86 Average
3 q	2432.500	4.29	29.00	0.00	50.91	84.20	54.00	30.20 Average
4	2483.500	4.34	29.30	0.00	16.42	50.06	54.00	-3.94 Average
5	2499.012	4.36	29.39	0.00	16.86	50.61	54.00	-3.39 Average

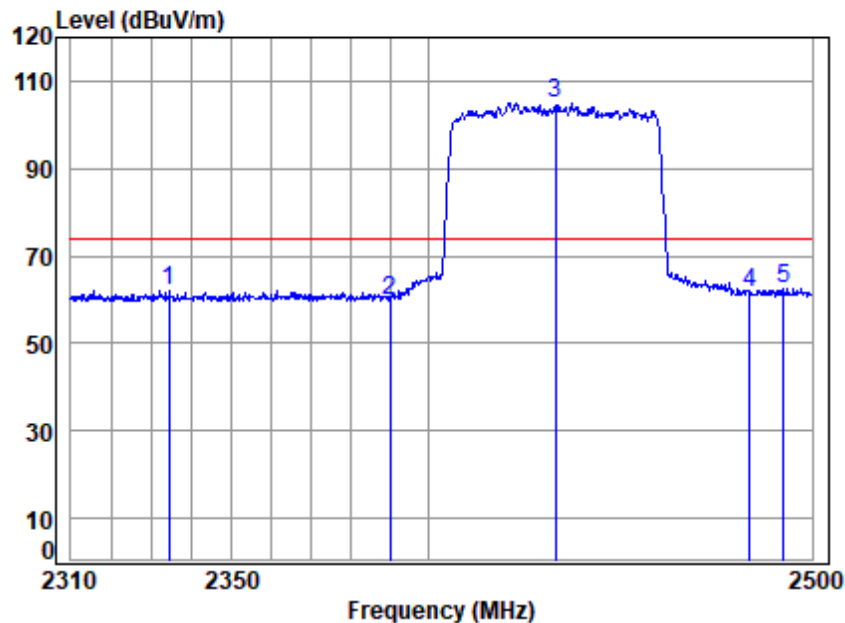


Unless otherwise agreed in writing, this document is issued by the Company subject to its General Conditions of Service printed overleaf, available on request or accessible at <https://www.sgs.com/en/Terms-and-Conditions>. Attention is drawn to the limitation of liability, indemnification and jurisdiction issues defined therein. Any holder of this document is advised that information contained hereon reflects the Company's findings at the time of its intervention only and within the limits of Client's instructions, if any. The Company's sole responsibility is to its Client and this document does not exonerate parties to a transaction from exercising all their rights and obligations under the transaction documents. This document cannot be reproduced except in full, without prior written approval of the Company. Any unauthorized alteration, forgery or falsification of the content or appearance of this document is unlawful and offenders may be prosecuted to the fullest extent of the law. Unless otherwise stated the results shown in this test report refer only to the sample(s) tested and such sample(s) are retained for 30 days only.

Attention: To check the authenticity of testing /inspection report & certificate, please contact us at telephone: (86-755) 8307 1443, or email: [CN.Doccheck@sgs.com](mailto:CN.Doccheck@sgs.com)

No.1 Workshop, M-10, Middle Section, Science & Technology Park, Nanshan District, Shenzhen, Guangdong, China 518057 t (86-755) 26012053 f (86-755) 26710594 www.sgsgroup.com.cn  
中国·广东·深圳市南山区科技园中区M-10栋1号厂房 邮编: 518057 t (86-755) 26012053 f (86-755) 26710594 sgs.china@sgs.com

Test Mode: 26; Polarity: Vertical; Modulation: OFDM; Channel: Low



Site : chamber  
 Condition: 3m VERTICAL  
 Job No : 01009AT\01010AT  
 Mode : 2432.5 Band edge  
 Note : SDR 60M

		Cable	Ant	Preamp	Read	Limit	Over	
Freq		Loss	Factor	Factor	Level	Line	Limit	Remark
MHz		dB	dB/m	dB	dBuV	dBuV/m	dBuV/m	dB
1	2334.413	4.19	28.54	0.00	29.49	62.22	74.00	-11.78 peak
2	2390.000	4.25	28.76	0.00	26.86	59.87	74.00	-14.13 peak
3	2432.500	4.29	29.00	0.00	71.56	104.85	74.00	30.85 Peak
4	2483.500	4.34	29.30	0.00	28.13	61.77	74.00	-12.23 Peak
5	2492.502	4.35	29.36	0.00	28.86	62.57	74.00	-11.43 Peak

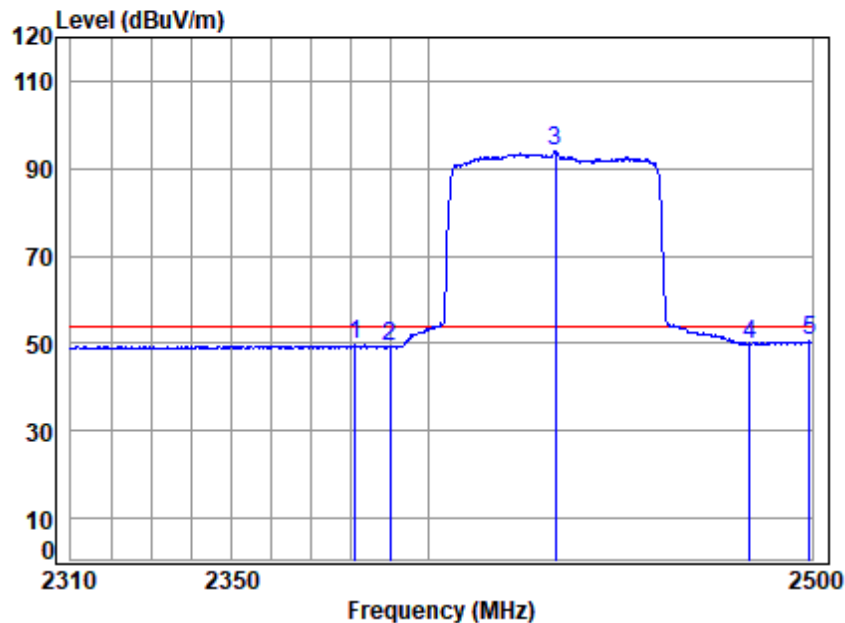


Unless otherwise agreed in writing, this document is issued by the Company subject to its General Conditions of Service printed overleaf, available on request or accessible at <https://www.sgs.com/en/Terms-and-Conditions>. Attention is drawn to the limitation of liability, indemnification and jurisdiction issues defined therein. Any holder of this document is advised that information contained hereon reflects the Company's findings at the time of its intervention only and within the limits of Client's instructions, if any. The Company's sole responsibility is to its Client and this document does not exonerate parties to a transaction from exercising all their rights and obligations under the transaction documents. This document cannot be reproduced except in full, without prior written approval of the Company. Any unauthorized alteration, forgery or falsification of the content or appearance of this document is unlawful and offenders may be prosecuted to the fullest extent of the law. Unless otherwise stated the results shown in this test report refer only to the sample(s) tested and such sample(s) are retained for 30 days only.

Attention: To check the authenticity of testing /inspection report & certificate, please contact us at telephone: (86-755) 8307 1443, or email: [CN.Doccheck@sgs.com](mailto:CN.Doccheck@sgs.com)

No.1 Workshop, M-10, Middle Section, Science & Technology Park, Nanshan District, Shenzhen, Guangdong, China 518057 t (86-755) 26012053 f (86-755) 26710594 www.sgsgroup.com.cn  
 中国·广东·深圳市南山区科技园中区M-10栋1号厂房 邮编: 518057 t (86-755) 26012053 f (86-755) 26710594 sgs.china@sgs.com

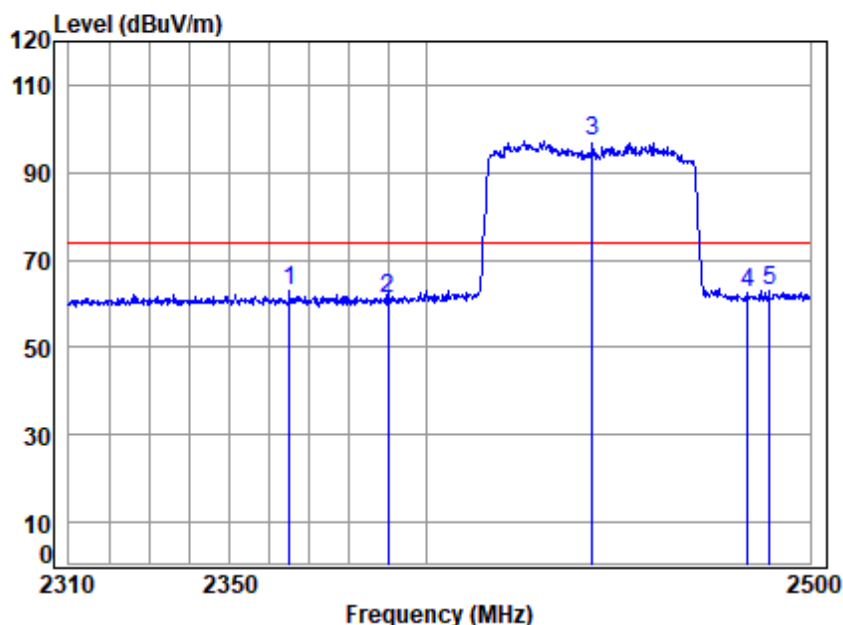
Test Mode: 26; Polarity: Vertical; Modulation: OFDM; Channel: Low



Site : chamber  
Condition: 3m VERTICAL  
Job No : 01009AT\01010AT  
Mode : 2432.5 Band edge  
Note : SDR 60M

		Cable	Ant	Preamp	Read	Limit	Over	
Freq		Loss	Factor	Factor	Level	Level	Line	Limit Remark
MHz		dB	dB/m	dB	dBuV	dBuV/m	dBuV/m	dB
1	2381.189	4.24	28.73	0.00	16.68	49.65	54.00	-4.35 Average
2	2390.000	4.25	28.76	0.00	16.15	49.16	54.00	-4.84 Average
3 q	2432.500	4.29	29.00	0.00	60.89	94.18	54.00	40.18 Average
4	2483.500	4.34	29.30	0.00	16.19	49.83	54.00	-4.17 Average
5	2499.407	4.36	29.40	0.00	16.77	50.53	54.00	-3.47 Average

Test Mode: 26; Polarity: Horizontal; Modulation: OFDM; Channel: High



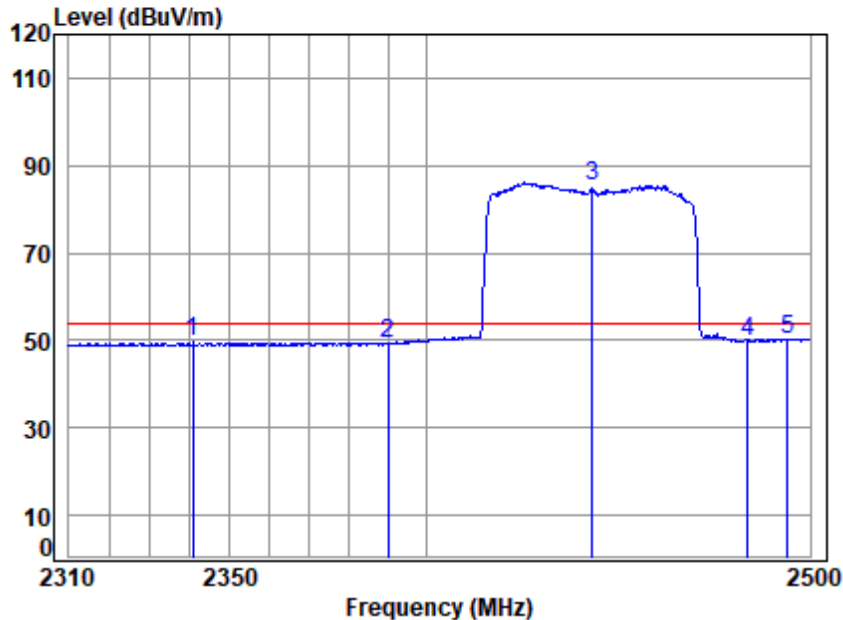
Site : chamber  
Condition: 3m HORIZONTAL  
Job No : 01009AT\01010AT  
Mode : 2442.5 Band edge  
Note : SDR 60M

		Cable	Ant	Preamp	Read	Limit	Over	
	Freq	Loss	Factor	Factor	Level	Level	Line	Limit Remark
	MHz	dB	dB/m	dB	dBuV	dBuV/m	dBuV/m	dB
1	2365.058	4.22	28.66	0.00	30.03	62.91	74.00	-11.09 peak
2	2390.000	4.25	28.76	0.00	28.13	61.14	74.00	-12.86 peak
3 q	2442.500	4.30	29.06	0.00	63.96	97.32	74.00	23.32 peak
4	2483.500	4.34	29.30	0.00	28.80	62.44	74.00	-11.56 peak
5	2489.155	4.35	29.34	0.00	29.44	63.13	74.00	-10.87 peak





Test Mode: 26; Polarity: Horizontal; Modulation: OFDM; Channel: High

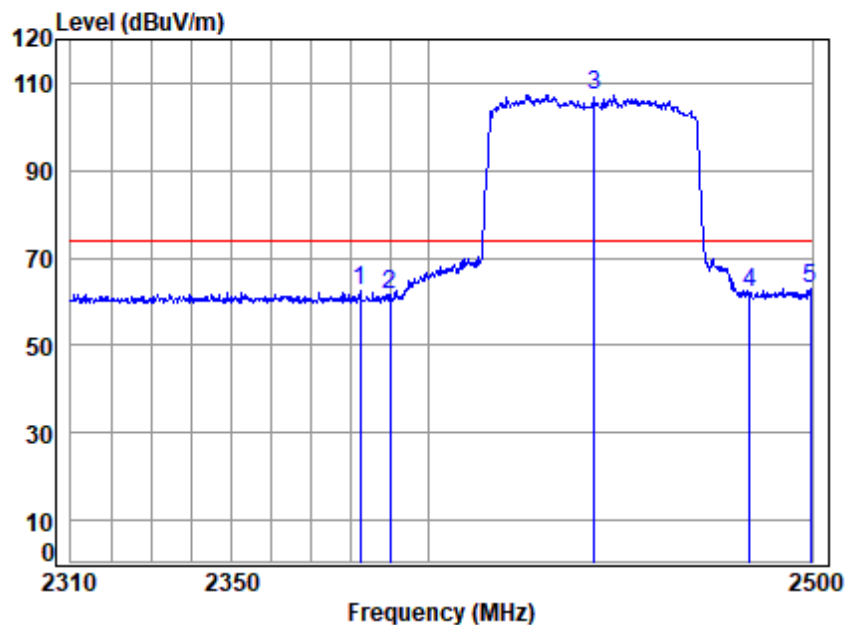


Site : chamber  
Condition: 3m HORIZONTAL  
Job No : 01009AT\01010AT  
Mode : 2442.5 Band edge  
Note : SDR 60M

		Cable	Ant	Preamp	Read	Limit	Over	
Freq		Loss	Factor	Factor	Level	Line	Limit	Remark
MHz		dB	dB/m	dB	dBuV	dBuV/m	dBuV/m	dB
1	2340.880	4.20	28.56	0.00	16.78	49.54	54.00	-4.46 Average
2	2390.000	4.25	28.76	0.00	16.06	49.07	54.00	-4.93 Average
3 q	2442.500	4.30	29.06	0.00	52.13	85.49	54.00	31.49 Average
4	2483.500	4.34	29.30	0.00	16.27	49.91	54.00	-4.09 Average
5	2494.079	4.35	29.36	0.00	16.69	50.40	54.00	-3.60 Average



Test Mode: 26; Polarity: Vertical; Modulation: OFDM; Channel: High

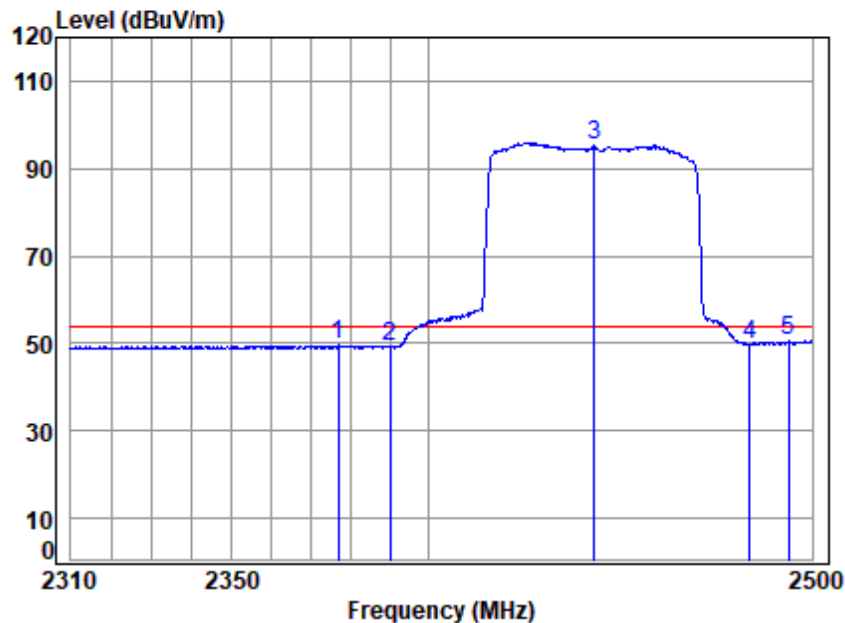


Site : chamber  
Condition: 3m VERTICAL  
Job No : 01009AT\01010AT  
Mode : 2442.5 Band edge  
Note : SDR 60M

		Cable	Ant	Preamp	Read	Limit	Over	
Freq		Loss	Factor	Factor	Level	Line	Limit	Remark
MHz		dB	dB/m	dB	dBuV	dBuV/m	dBuV/m	dB
1	2382.319	4.24	28.73	0.00	29.57	62.54	74.00	-11.46 peak
2	2390.000	4.25	28.76	0.00	28.39	61.40	74.00	-12.60 peak
3 q	2442.500	4.30	29.06	0.00	73.88	107.24	74.00	33.24 Peak
4	2483.500	4.34	29.30	0.00	28.48	62.12	74.00	-11.88 Peak
5	2499.605	4.36	29.40	0.00	29.02	62.78	74.00	-11.22 Peak



Test Mode: 26; Polarity: Vertical; Modulation: OFDM; Channel: High



Site : chamber  
Condition: 3m VERTICAL  
Job No : 01009AT\01010AT  
Mode : 2442.5 Band edge  
Note : SDR 60M

		Cable	Ant	Preamp	Read	Limit	Over	
Freq		Loss	Factor	Factor	Level	Level	Line	Limit Remark
MHz		dB	dB/m	dB	dBuV	dBuV/m	dBuV/m	dB
1	2376.864	4.24	28.71	0.00	16.67	49.62	54.00	-4.38 Average
2	2390.000	4.25	28.76	0.00	16.14	49.15	54.00	-4.85 Average
3 q	2442.500	4.30	29.06	0.00	62.03	95.39	54.00	41.39 Average
4	2483.500	4.34	29.30	0.00	16.15	49.79	54.00	-4.21 Average
5	2493.685	4.35	29.36	0.00	16.82	50.53	54.00	-3.47 Average



## 7.8 Radiated Spurious Emissions Below 1GHz

Test Requirement 47 CFR Part 15, Subpart C 15.205 & 15.209

Test Method: ANSI C63.10 (2013) Section 6.4,6.5

Limit:

Frequency(MHz)	Field strength(microvolts/meter)	Measurement distance(meters)
0.009-0.490	2400/F(kHz)	300
0.490-1.705	24000/F(kHz)	30
1.705-30.0	30	30
30-88	100	3
88-216	150	3
216-960	200	3
960-1000	500	3

### 7.8.1 E.U.T. Operation

Operating Environment:

Temperature: 23.2 °C

Humidity: 50.5 % RH

Atmospheric Pressure: 1015 mbar

### 7.8.2 Test Mode Description

Pre-scan / Final test	Mode Code	Description
Pre-scan	13	TX mode (2.4G SDR_1.4MHz)_Keep the EUT in transmitting mode
Pre-scan	14	TX mode (2.4G SDR_1.4MHz) + Charging_Keep the EUT in transmitting mode and charged by adapter
Pre-scan	15	TX mode (2.4G SDR_3MHz)_Keep the EUT in transmitting mode
Pre-scan	16	TX mode (2.4G SDR_3MHz) + Charging_Keep the EUT in transmitting mode and charged by adapter
Pre-scan	17	TX mode (2.4G SDR_5MHz)_Keep the EUT in transmitting mode
Pre-scan	18	TX mode (2.4G SDR_5MHz) + Charging_Keep the EUT in transmitting mode and charged by adapter
Pre-scan	19	TX mode (2.4G SDR_10MHz)_Keep the EUT in transmitting mode
Pre-scan	20	TX mode (2.4G SDR_10MHz) + Charging_Keep the EUT in transmitting mode and charged by adapter
Pre-scan	21	TX mode (2.4G SDR_20MHz)_Keep the EUT in transmitting mode
Final test	22	TX mode (2.4G SDR_20MHz) + Charging_Keep the EUT in transmitting mode and charged by adapter
Pre-scan	23	TX mode (2.4G SDR_40MHz)_Keep the EUT in transmitting mode



Unless otherwise agreed in writing, this document is issued by the Company subject to its General Conditions of Service printed overleaf, available on request or accessible at <https://www.sgs.com/en/Terms-and-Conditions>. Attention is drawn to the limitation of liability, indemnification and jurisdiction issues defined therein. Any holder of this document is advised that information contained hereon reflects the Company's findings at the time of its intervention only and within the limits of Client's instructions, if any. The Company's sole responsibility is to its Client and this document does not exonerate parties to a transaction from exercising all their rights and obligations under the transaction documents. This document cannot be reproduced except in full, without prior written approval of the Company. Any unauthorized alteration, forgery or falsification of the content or appearance of this document is unlawful and offenders may be prosecuted to the fullest extent of the law. Unless otherwise stated the results shown in this test report refer only to the sample(s) tested and such sample(s) are retained for 30 days only.

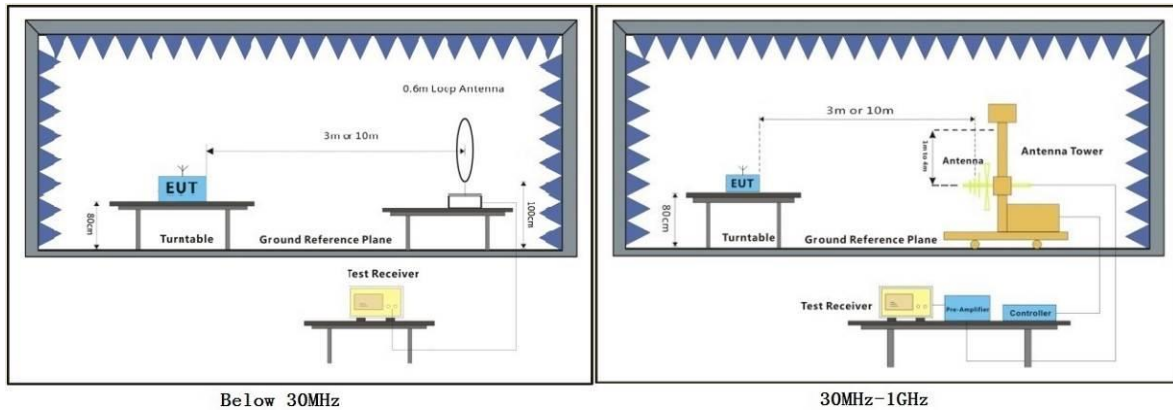
Attention: To check the authenticity of testing /inspection report & certificate, please contact us at telephone: (86-755) 8307 1443, or email: [CN.Doccheck@sgs.com](mailto:CN.Doccheck@sgs.com)

No.1 Workshop, M-10, Middle Section, Science & Technology Park, Nanshan District, Shenzhen, Guangdong, China 518057 t (86-755) 26012053 f (86-755) 26710594 www.sgsgroup.com.cn  
中国·广东·深圳市南山区科技园中区M-10栋1号厂房 邮编: 518057 t (86-755) 26012053 f (86-755) 26710594 sgs.china@sgs.com



Pre-scan	24	TX mode (2.4G SDR_40MHz) + Charging_Keep the EUT in transmitting mode and charged by adapter
Pre-scan	25	TX mode (2.4G SDR_60MHz)_Keep the EUT in transmitting mode
Pre-scan	26	TX mode (2.4G SDR_60MHz) + Charging_Keep the EUT in transmitting mode and charged by adapter

### 7.8.3 Test Setup Diagram



## 7.8.4 Measurement Procedure and Data

- a. For below 1GHz, the EUT was placed on the top of a rotating table 0.8 meters above the ground at a 3 or 10 meter semi-anechoic chamber. The table was rotated 360 degrees to determine the position of the highest radiation.
- b. The EUT was set 3 or 10 meters away from the interference-receiving antenna, which was mounted on the top of a variable-height antenna tower.
- c. The antenna height is varied from one meter to four meters above the ground to determine the maximum value of the field strength. Both horizontal and vertical polarizations of the antenna are set to make the measurement.
- d. For each suspected emission, the EUT was arranged to its worst case and then the antenna was tuned to heights from 1 meter to 4 meters (for the test frequency of below 30MHz, the antenna was tuned to heights 1 meter) and the rotatable table was turned from 0 degrees to 360 degrees to find the maximum reading.
- e. The test-receiver system was set to Peak Detect Function and Specified Bandwidth with Maximum Hold Mode.
- f. If the emission level of the EUT in peak mode was 10dB lower than the limit specified, then testing could be stopped and the peak values of the EUT would be reported. Otherwise the emissions that did not have 10dB margin would be re-tested one by one using quasi-peak method as specified and then reported in a data sheet.
- g. Test the EUT in the lowest channel, the middle channel, the Highest channel.
- h. The radiation measurements are performed in X, Y, Z axis positioning for Transmitting mode, and found the X axis positioning which it is the worst case.
- i. Repeat above procedures until all frequencies measured was complete.

Remark:

1. Level= Read Level+ Cable Loss+ Antenna Factor- Preamp Factor
2. Scan from 9kHz to 30MHz, the disturbance below 30MHz was very low. The points marked on above plots are the highest emissions could be found when testing, so only above points had been displayed. The amplitude of spurious emissions from the radiator which are attenuated more than 20dB below the limit need not be reported.
3. The disturbance below 1GHz was very low and the harmonics were the highest point could be found when testing, so only the above harmonics had been displayed.



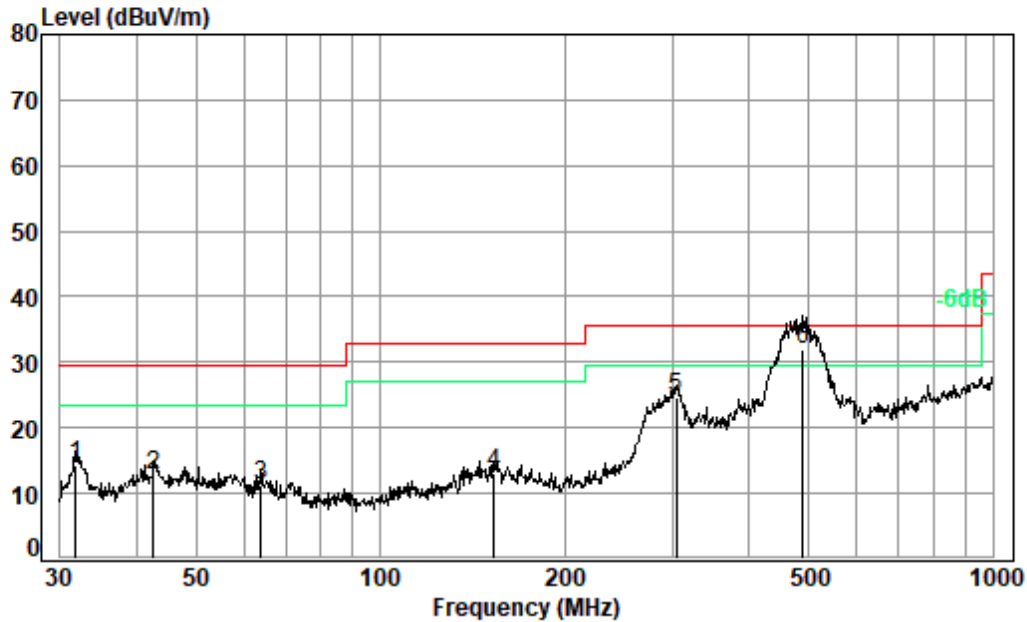
Unless otherwise agreed in writing, this document is issued by the Company subject to its General Conditions of Service printed overleaf, available on request or accessible at <https://www.sgs.com/en/Terms-and-Conditions>. Attention is drawn to the limitation of liability, indemnification and jurisdiction issues defined therein. Any holder of this document is advised that information contained hereon reflects the Company's findings at the time of its intervention only and within the limits of Client's instructions, if any. The Company's sole responsibility is to its Client and this document does not exonerate parties to a transaction from exercising all their rights and obligations under the transaction documents. This document cannot be reproduced except in full, without prior written approval of the Company. Any unauthorized alteration, forgery or falsification of the content or appearance of this document is unlawful and offenders may be prosecuted to the fullest extent of the law. Unless otherwise stated the results shown in this test report refer only to the sample(s) tested and such sample(s) are retained for 30 days only.

Attention: To check the authenticity of testing /inspection report & certificate, please contact us at telephone: (86-755) 8307 1443, or email: [CN.Doccheck@sgs.com](mailto:CN.Doccheck@sgs.com)

SGS-CSTC Standards Technical Services Co., Ltd.  
Shenzhen Branch Testing Center EEC Laboratory.

No.1 Workshop, M-10, Middle Section, Science & Technology Park, Nanshan District, Shenzhen, Guangdong, China 518057 t (86-755) 26012053 f (86-755) 26710594 www.sgs.com.cn  
中国·广东·深圳市南山区科技园中区M-10栋1号厂房 邮编:518057 t (86-755) 26012053 f (86-755) 26710594 sgs.china@sgs.com

Test Mode: 22; Polarity: Horizontal; Modulation: OFDM; Channel: Middle



Condition: 10m HORIZONTAL

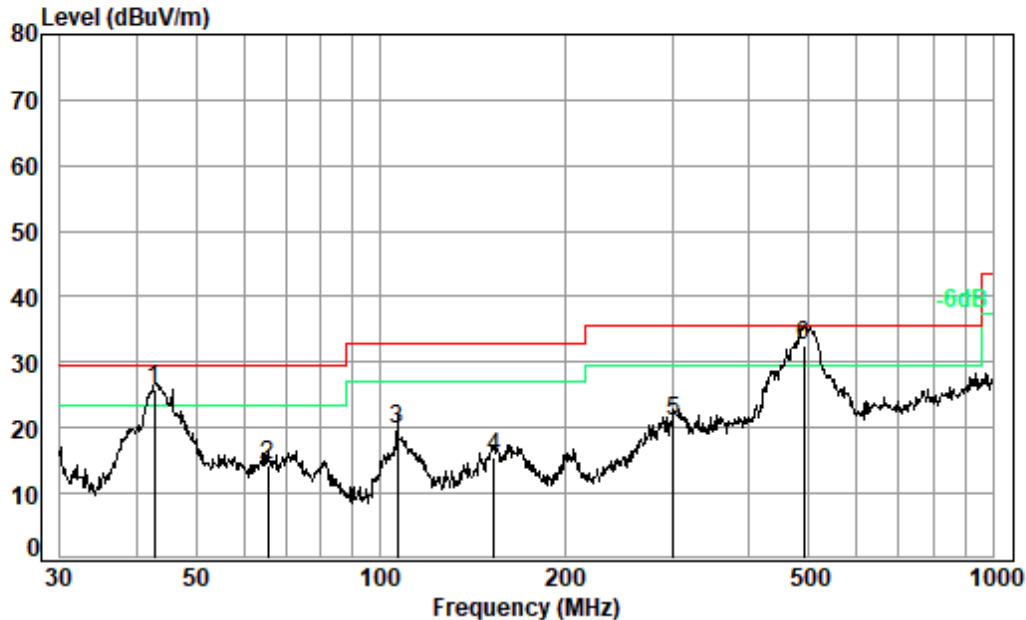
Job No. : 01009AT

Test Mode: 22

	Freq	Read Level	Ant Factor	Cable Loss	Preamp Factor	Level	Limit Line	Over Limit	Remark
	MHz	dBuV	dB/m	dB	dB	dBuV/m	dBuV/m	dB	
1	31.843	29.86	16.26	0.67	32.46	14.33	29.50	-15.17	QP
2	42.600	27.46	17.24	0.60	32.42	12.88	29.50	-16.62	QP
3	63.759	26.68	16.41	0.69	32.40	11.38	29.50	-18.12	QP
4	153.200	26.57	17.83	1.02	32.40	13.02	33.00	-19.98	QP
5	304.610	37.76	17.78	1.45	32.40	24.59	35.60	-11.01	QP
6 pp	489.027	41.11	21.62	1.83	32.49	32.07	35.60	-3.53	QP



Test Mode: 22; Polarity: Vertical; Modulation: OFDM; Channel: Middle



Condition: 10m VERTICAL

Job No. : 01009AT

Test Mode: 22

	Freq	Read Level	Ant Factor	Cable Loss	Preamp Factor	Level	Limit Line	Over Limit	Remark
	MHz	dBuV	dB/m	dB	dB	dBuV/m	dBuV/m	dB	
1	42.750	40.42	17.24	0.60	32.42	25.84	29.50	-3.66	QP
2	65.573	30.11	16.00	0.70	32.40	14.41	29.50	-15.09	QP
3	106.759	37.22	14.24	0.85	32.40	19.91	33.00	-13.09	QP
4	153.200	29.02	17.83	1.02	32.40	15.47	33.00	-17.53	QP
5	300.367	34.23	17.63	1.44	32.40	20.90	35.60	-14.70	QP
6 pp	490.745	41.43	21.68	1.84	32.49	32.46	35.60	-3.14	QP



SGS-CSTC Standards Technical Services Co., Ltd.  
Shenzhen Branch Testing Center EEC Laboratory.

Unless otherwise agreed in writing, this document is issued by the Company subject to its General Conditions of Service printed overleaf, available on request or accessible at <https://www.sgs.com/en/Terms-and-Conditions>. Attention is drawn to the limitation of liability, indemnification and jurisdiction issues defined therein. Any holder of this document is advised that information contained hereon reflects the Company's findings at the time of its intervention only and within the limits of Client's instructions, if any. The Company's sole responsibility is to its Client and this document does not exonerate parties to a transaction from exercising all their rights and obligations under the transaction documents. This document cannot be reproduced except in full, without prior written approval of the Company. Any unauthorized alteration, forgery or falsification of the content or appearance of this document is unlawful and offenders may be prosecuted to the fullest extent of the law. Unless otherwise stated the results shown in this test report refer only to the sample(s) tested and such sample(s) are retained for 30 days only.

Attention: To check the authenticity of testing /inspection report & certificate, please contact us at telephone: (86-755) 8307 1443, or email: [CN.Doccheck@sgs.com](mailto:CN.Doccheck@sgs.com)

No.1 Workshop, M-10, Middle Section, Science & Technology Park, Nanshan District, Shenzhen, Guangdong, China 518057 t (86-755) 26012053 f (86-755) 26710594 www.sgs.com  
中国·广东·深圳市南山区科技园中区M-10栋1号厂房 邮编: 518057 t (86-755) 26012053 f (86-755) 26710594 sgs.china@sgs.com



## SGS-CSTC Standards Technical Services Co., Ltd. Shenzhen Branch

SZEMC-TRF-01 Rev. A/0 Aug01,2022

Report No.: SZCR230400100905

Page: 93 of 437

The test was performed at a 10m test site. According to below formulate and the test data at 10m test distance,

$$L_3 / L_{10} = D_{10} / D_3$$

Note:

L<sub>3</sub>: Level @ 3m distance. Unit: uV/m;

L<sub>10</sub>: Level @ 10m distance. Unit: uV/m;

D<sub>3</sub>: 3m distance. Unit: m

D<sub>10</sub>: 10m distance. Unit: m

The level at 3m test distance is below:

Frequency (MHz)	Level @ 10m (dBuV/m)	Level @ 10m (uV/m)	Level @ 3m (uV/m)	Level @ 3m (dBuV/m)	Limit @ 3m (dBuV/m)	Margin (dB)	Ant. Polarization
31.843	14.33	5.21	17.35	24.79	40	-15.21	H
42.600	12.88	4.41	14.69	23.34	40	-16.66	H
63.759	11.38	3.71	12.36	21.84	40	-18.16	H
153.200	13.02	4.48	14.92	23.48	43.5	-20.02	H
304.610	24.59	16.96	56.54	35.05	46	-10.95	H
489.027	32.07	40.13	133.78	42.53	46	-3.47	H
42.750	25.84	19.59	65.29	36.30	40	-3.70	V
65.573	14.41	5.25	17.51	24.87	40	-15.13	V
106.759	19.91	9.90	32.99	30.37	43.5	-13.13	V
153.200	15.47	5.94	19.79	25.93	43.5	-17.57	V
300.367	20.90	11.09	36.97	31.36	46	-14.64	V
490.745	32.46	41.98	139.92	42.92	46	-3.08	V



Unless otherwise agreed in writing, this document is issued by the Company subject to its General Conditions of Service printed overleaf, available on request or accessible at <https://www.sgs.com/en/Terms-and-Conditions>. Attention is drawn to the limitation of liability, indemnification and jurisdiction issues defined therein. Any holder of this document is advised that information contained hereon reflects the Company's findings at the time of its intervention only and within the limits of Client's instructions, if any. The Company's sole responsibility is to its Client and this document does not exonerate parties to a transaction from exercising all their rights and obligations under the transaction documents. This document cannot be reproduced except in full, without prior written approval of the Company. Any unauthorized alteration, forgery or falsification of the content or appearance of this document is unlawful and offenders may be prosecuted to the fullest extent of the law. Unless otherwise stated the results shown in this test report refer only to the sample(s) tested and such sample(s) are retained for 30 days only.

Attention: To check the authenticity of testing /inspection report & certificate, please contact us at telephone: (86-755) 8307 1443, or email: [CN.Doccheck@sgs.com](mailto:CN.Doccheck@sgs.com)

SGS-CSTC Standards Technical Services Co., Ltd.  
Shenzhen Branch Testing Center Laboratory.

No.1 Workshop, M-10, Middle Section, Science & Technology Park, Nanshan District, Shenzhen, Guangdong, China 518057 t (86-755) 26012053 f (86-755) 26710594 www.sgs.com.cn  
中国·广东·深圳市南山区科技园中区M-10栋1号厂房 邮编: 518057 t (86-755) 26012053 f (86-755) 26710594 sgs.china@sgs.com

## 7.9 Radiated Spurious Emissions Above 1GHz

Test Requirement 47 CFR Part 15, Subpart C 15.205 & 15.209

Test Method: ANSI C63.10 (2013) Section 6.6

Limit:

Frequency(MHz)	Field strength(microvolts/meter)	Measurement distance(meters)
Above 1000	500	3

### 7.9.1 E.U.T. Operation

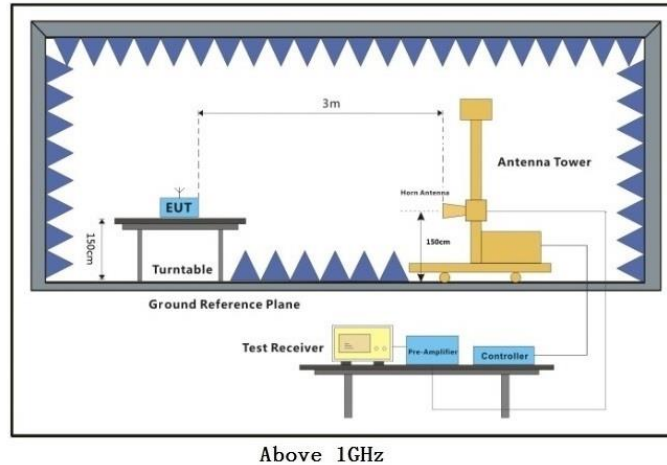
Operating Environment:

Temperature: 22.7 °C Humidity: 58.0 % RH Atmospheric Pressure: 1010 mbar

### 7.9.2 Test Mode Description

Pre-scan / Final test	Mode Code	Description
Pre-scan	13	TX mode (2.4G SDR_1.4MHz)_Keep the EUT in transmitting mode
Final test	14	TX mode (2.4G SDR_1.4MHz) + Charging_Keep the EUT in transmitting mode and charged by adapter
Pre-scan	15	TX mode (2.4G SDR_3MHz)_Keep the EUT in transmitting mode
Pre-scan	16	TX mode (2.4G SDR_3MHz) + Charging_Keep the EUT in transmitting mode and charged by adapter
Pre-scan	17	TX mode (2.4G SDR_5MHz)_Keep the EUT in transmitting mode
Pre-scan	18	TX mode (2.4G SDR_5MHz) + Charging_Keep the EUT in transmitting mode and charged by adapter
Pre-scan	19	TX mode (2.4G SDR_10MHz)_Keep the EUT in transmitting mode
Final test	20	TX mode (2.4G SDR_10MHz) + Charging_Keep the EUT in transmitting mode and charged by adapter
Pre-scan	21	TX mode (2.4G SDR_20MHz)_Keep the EUT in transmitting mode
Pre-scan	22	TX mode (2.4G SDR_20MHz) + Charging_Keep the EUT in transmitting mode and charged by adapter
Pre-scan	23	TX mode (2.4G SDR_40MHz)_Keep the EUT in transmitting mode
Pre-scan	24	TX mode (2.4G SDR_40MHz) + Charging_Keep the EUT in transmitting mode and charged by adapter
Pre-scan	25	TX mode (2.4G SDR_60MHz)_Keep the EUT in transmitting mode
Pre-scan	26	TX mode (2.4G SDR_60MHz) + Charging_Keep the EUT in transmitting mode and charged by adapter

### 7.9.3 Test Setup Diagram



## 7.9.4 Measurement Procedure and Data

- a. For above 1GHz, the EUT was placed on the top of a rotating table 1.5 meters above the ground at a 3 meter fully-anechoic chamber. The table was rotated 360 degrees to determine the position of the highest radiation.
- b. The EUT was set 3 meters away from the interference-receiving antenna, which was mounted on the top of a variable-height antenna tower.
- c. The antenna height is varied from one meter to four meters above the ground to determine the maximum value of the field strength. Both horizontal and vertical polarizations of the antenna are set to make the measurement.
- d. For each suspected emission, the EUT was arranged to its worst case and then the antenna was tuned to heights from 1 meter to 4 meters (for the test frequency of below 30MHz, the antenna was tuned to heights 1 meter) and the rotatable table was turned from 0 degrees to 360 degrees to find the maximum reading.
- e. The test-receiver system was set to Peak Detect Function and Specified Bandwidth with Maximum Hold Mode.
- f. If the emission level of the EUT in peak mode was 10dB lower than the limit specified, then testing could be stopped and the peak values of the EUT would be reported. Otherwise the emissions that did not have 10dB margin would be re-tested one by one using peak or average method as specified and then reported in a data sheet.
- g. Test the EUT in the lowest channel, the middle channel, the Highest channel.
- h. The radiation measurements are performed in X, Y, Z axis positioning for Transmitting mode, and found the X axis positioning which it is the worst case.
- i. Repeat above procedures until all frequencies measured was complete.

Remark:

1. Level= Read Level+ Cable Loss+ Antenna Factor- Preamp Factor
2. Scan from 1GHz to 25GHz, the disturbance above 18GHz was very low. The points marked on above plots are the highest emissions could be found when testing, so only above points had been displayed. The amplitude of spurious emissions from the radiator which are attenuated more than 20dB below the limit need not be reported.
3. As shown in this section, for frequencies above 1GHz, the field strength limits are based on average limits. However, the peak field strength of any emission shall not exceed the maximum permitted average limits specified above by more than 20 dB under any condition of modulation. For the emissions whose peak level is lower than the average limit, only the peak measurement is shown in the report.



Unless otherwise agreed in writing, this document is issued by the Company subject to its General Conditions of Service printed overleaf, available on request or accessible at <https://www.sgs.com/en/Terms-and-Conditions>. Attention is drawn to the limitation of liability, indemnification and jurisdiction issues defined therein. Any holder of this document is advised that information contained hereon reflects the Company's findings at the time of its intervention only and within the limits of Client's instructions, if any. The Company's sole responsibility is to its Client and this document does not exonerate parties to a transaction from exercising all their rights and obligations under the transaction documents. This document cannot be reproduced except in full, without prior written approval of the Company. Any unauthorized alteration, forgery or falsification of the content or appearance of this document is unlawful and offenders may be prosecuted to the fullest extent of the law. Unless otherwise stated the results shown in this test report refer only to the sample(s) tested and such sample(s) are retained for 30 days only.

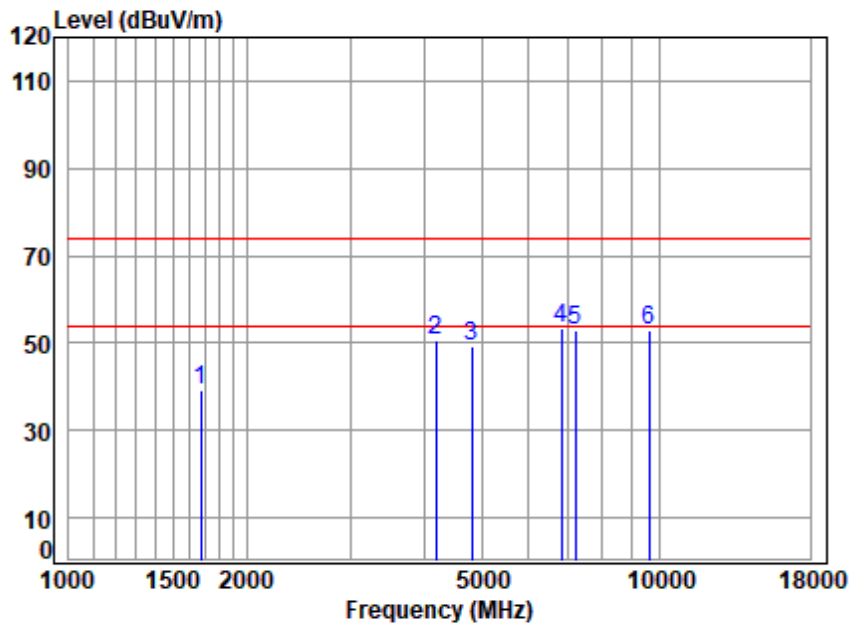
Attention: To check the authenticity of testing /inspection report & certificate, please contact us at telephone: (86-755) 8307 1443, or email: [CN.Doccheck@sgs.com](mailto:CN.Doccheck@sgs.com)

SGS-CSTC Standards Technical Services Co., Ltd.  
Shenzhen Branch Testing Center EEC Laboratory.

No.1 Workshop, M-10, Middle Section, Science & Technology Park, Nanshan District, Shenzhen, Guangdong, China 518057 t (86-755) 26012053 f (86-755) 26710594 www.sgsgroup.com.cn  
中国·广东·深圳市南山区科技园中区M-10栋1号厂房 邮编: 518057 t (86-755) 26012053 f (86-755) 26710594 sgs.china@sgs.com



Test Mode: 14; Polarity: Horizontal; Modulation: OFDM; Channel: Low



Site : chamber  
Condition: 3m HORIZONTAL  
Job No : 01009AT\01010AT  
Mode : 2403.5 TX RSE  
: 2.4G SDR 1.4M

		Cable	Ant	Preamp	Read		Limit	Over	
	Freq	Loss	Factor	Factor	Level	Level	Line	Limit	Remark
	MHz	dB	dB/m	dB	dBuV	dBuV/m	dBuV/m	dB	
1	1672.779	3.46	26.75	36.46	45.38	39.13	74.00	-34.87	peak
2	4181.768	6.47	33.29	34.46	45.54	50.84	74.00	-23.16	peak
3	4807.000	7.05	33.83	34.87	43.33	49.34	74.00	-24.66	peak
4 q	6815.551	8.29	35.53	35.76	45.12	53.18	74.00	-20.82	peak
5	7210.500	8.52	35.80	35.95	44.37	52.74	74.00	-21.26	peak
6	9614.000	10.39	37.10	35.55	41.09	53.03	74.00	-20.97	peak



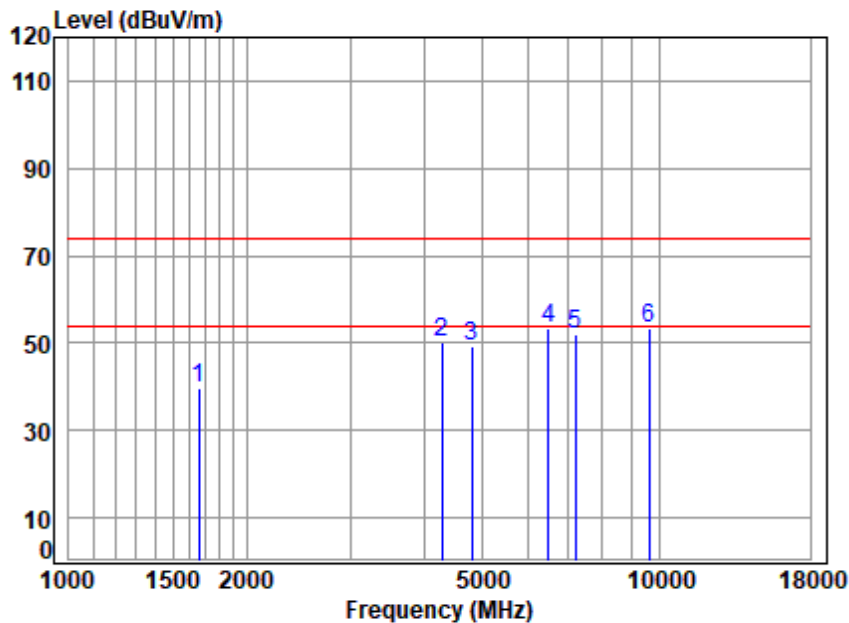
Unless otherwise agreed in writing, this document is issued by the Company subject to its General Conditions of Service printed overleaf, available on request or accessible at <https://www.sgs.com/en/Terms-and-Conditions>. Attention is drawn to the limitation of liability, indemnification and jurisdiction issues defined therein. Any holder of this document is advised that information contained hereon reflects the Company's findings at the time of its intervention only and within the limits of Client's instructions, if any. The Company's sole responsibility is to its Client and this document does not exonerate parties to a transaction from exercising all their rights and obligations under the transaction documents. This document cannot be reproduced except in full, without prior written approval of the Company. Any unauthorized alteration, forgery or falsification of the content or appearance of this document is unlawful and offenders may be prosecuted to the fullest extent of the law. Unless otherwise stated the results shown in this test report refer only to the sample(s) tested and such sample(s) are retained for 30 days only.

Attention: To check the authenticity of testing /inspection report & certificate, please contact us at telephone: (86-755) 8307 1443, or email: [CN.Doccheck@sgs.com](mailto:CN.Doccheck@sgs.com)

SGS-CSTC Standards Technical Services Co., Ltd.  
Shenzhen Branch Testing Center EEC Laboratory.

No.1 Workshop, M-10, Middle Section, Science & Technology Park, Nanshan District, Shenzhen, Guangdong, China 518057 t (86-755) 26012053 f (86-755) 26710594 www.sgsgroup.com.cn  
中国·广东·深圳市南山区科技园中区M-10栋1号厂房 邮编: 518057 t (86-755) 26012053 f (86-755) 26710594 sgs.china@sgs.com

Test Mode: 14; Polarity: Vertical; Modulation: OFDM; Channel: Low

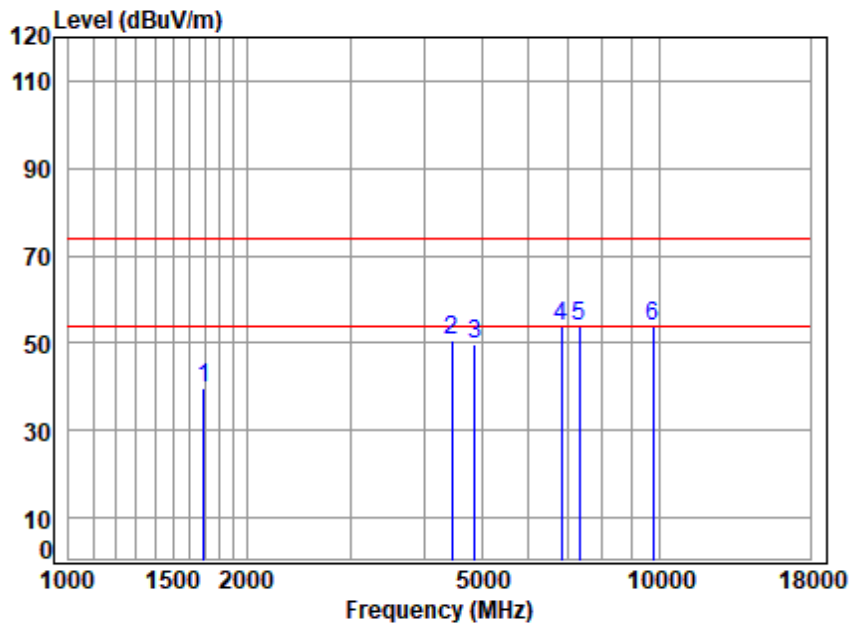


Site : chamber  
Condition: 3m VERTICAL  
Job No : 01009AT\01010AT  
Mode : 2403.5 TX RSE  
: 2.4G SDR 1.4M

		Cable	Ant	Preamp	Read		Limit	Over	
Freq		Loss	Factor	Factor	Level	Level	Line	Limit	Remark
MHz		dB	dB/m	dB	dBuV	dBuV/m	dBuV/m	dB	
1	1663.137	3.45	26.73	36.48	46.10	39.80	74.00	-34.20	peak
2	4291.977	6.57	33.60	34.54	44.78	50.41	74.00	-23.59	peak
3	4807.000	7.05	33.83	34.87	43.23	49.24	74.00	-24.76	peak
4	6488.754	8.24	35.48	35.48	44.95	53.19	74.00	-20.81	peak
5	7210.500	8.52	35.80	35.95	43.43	51.80	74.00	-22.20	peak
6 q	9614.000	10.39	37.10	35.55	41.57	53.51	74.00	-20.49	peak



Test Mode: 14; Polarity: Horizontal; Modulation: OFDM; Channel: middle

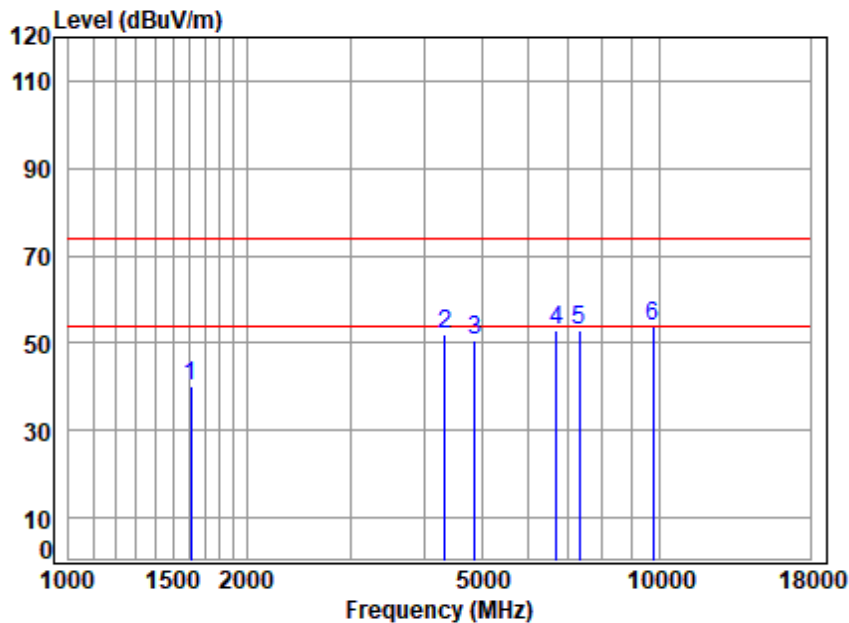


Site : chamber  
Condition: 3m HORIZONTAL  
Job No : 01009AT\01010AT  
Mode : 2437.5 TX RSE  
: 2.4G SDR 1.4M

		Cable	Ant	Preamp	Read		Limit	Over	
	Freq	Loss	Factor	Factor	Level	Level	Line	Limit	Remark
	MHz	dB	dB/m	dB	dBuV	dBuV/m	dBuV/m	dB	
1	1692.231	3.48	26.78	36.42	45.77	39.61	74.00	-34.39	peak
2	4456.315	6.73	33.50	34.64	44.88	50.47	74.00	-23.53	peak
3	4875.000	7.10	34.05	34.91	43.46	49.70	74.00	-24.30	peak
4	6835.278	8.30	35.57	35.78	45.61	53.70	74.00	-20.30	peak
5 q	7312.500	8.61	35.90	35.97	45.24	53.78	74.00	-20.22	peak
6	9750.000	10.45	37.20	35.56	41.61	53.70	74.00	-20.30	peak



Test Mode: 14; Polarity: Vertical; Modulation: OFDM; Channel: middle



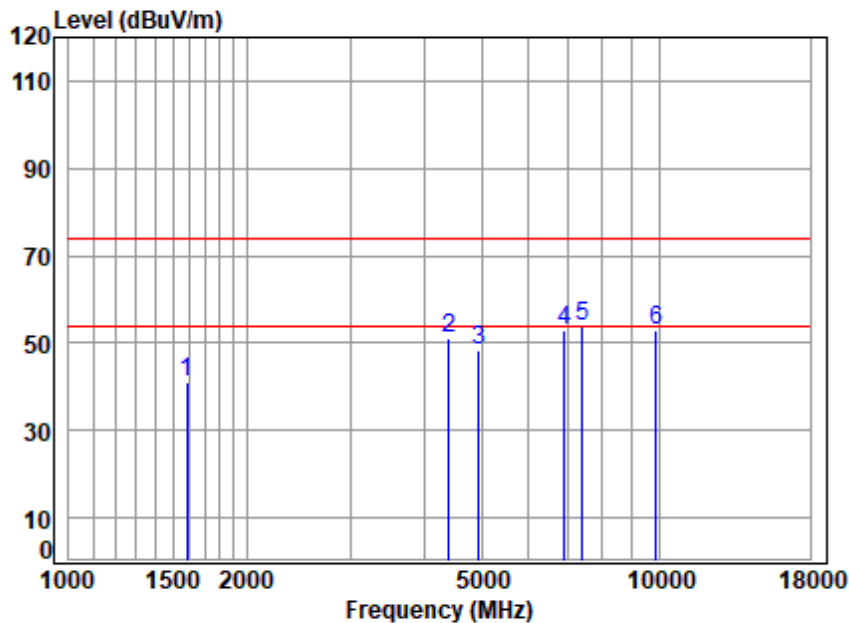
Site : chamber  
Condition: 3m VERTICAL  
Job No : 01009AT\01010AT  
Mode : 2437.5 TX RSE  
: 2.4G SDR 1.4M

		Cable	Ant	Preamp	Read		Limit	Over	
Freq		Loss	Factor	Factor	Level	Level	Line	Limit	Remark
MHz		dB	dB/m	dB	dBuV	dBuV/m	dBuV/m	dB	
1	1611.091	3.38	26.54	36.60	46.69	40.01	74.00	-33.99	peak
2	4341.886	6.62	33.60	34.57	46.51	52.16	74.00	-21.84	peak
3	4875.000	7.10	34.05	34.91	44.50	50.74	74.00	-23.26	peak
4	6698.373	8.27	35.60	35.66	44.90	53.11	74.00	-20.89	peak
5	7312.500	8.61	35.90	35.97	44.47	53.01	74.00	-20.99	peak
6 q	9750.000	10.45	37.20	35.56	41.52	53.61	74.00	-20.39	peak





Test Mode: 14; Polarity: Horizontal; Modulation: OFDM; Channel: High

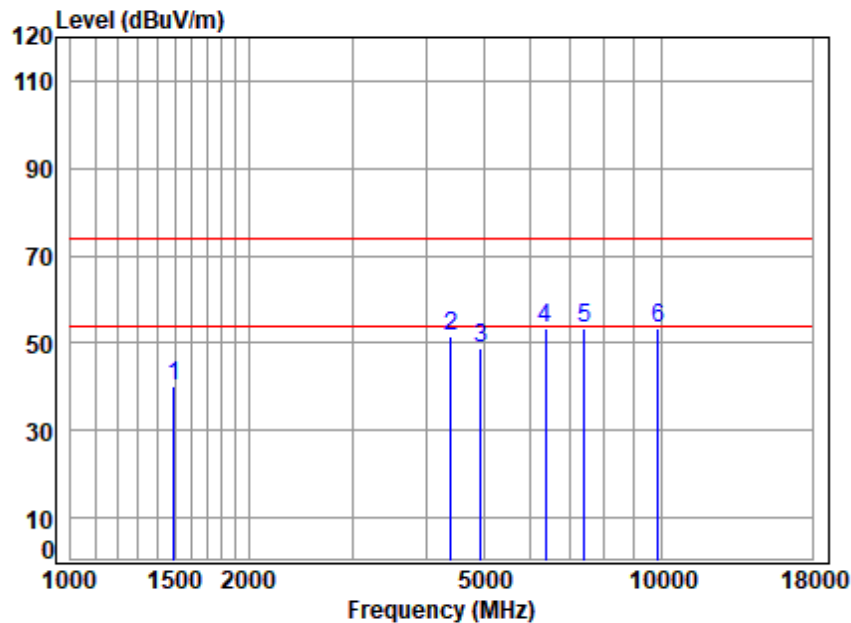


Site : chamber  
 Condition: 3m HORIZONTAL  
 Job No : 01009AT\01010AT  
 Mode : 2469.12 TX RSE  
 : 2.4G SDR 1.4M

		Cable	Ant	Preamp	Read		Limit	Over	
	Freq	Loss	Factor	Factor	Level	Level	Line	Limit	Remark
	MHz	dB	dB/m	dB	dBuV	dBuV/m	dBuV/m	dB	
1	1583.392	3.35	26.30	36.67	47.93	40.91	74.00	-33.09	peak
2	4405.090	6.68	33.50	34.61	45.55	51.12	74.00	-22.88	peak
3	4938.240	7.16	34.18	34.94	41.82	48.22	74.00	-25.78	peak
4	6894.806	8.30	35.60	35.82	44.92	53.00	74.00	-21.00	peak
5 q	7407.360	8.70	35.90	35.99	45.36	53.97	74.00	-20.03	peak
6	9876.480	10.50	37.30	35.57	40.85	53.08	74.00	-20.92	peak



Test Mode: 14; Polarity: Vertical; Modulation: OFDM; Channel: High



Site : chamber  
Condition: 3m VERTICAL  
Job No : 01009AT\01010AT  
Mode : 2469.12 TX RSE  
: 2.4G SDR 1.4M

		Cable	Ant	Preamp	Read		Limit	Over	
	Freq	Loss	Factor	Factor	Level	Level	Line	Limit	Remark
	MHz	dB	dB/m	dB	dBuV	dBuV/m	dBuV/m	dB	
1	1494.455	3.23	25.38	36.89	48.35	40.07	74.00	-33.93	peak
2	4405.090	6.68	33.50	34.61	46.07	51.64	74.00	-22.36	peak
3	4938.240	7.16	34.18	34.94	42.56	48.96	74.00	-25.04	peak
4 q	6377.195	8.22	35.25	35.38	45.41	53.50	74.00	-20.50	peak
5	7407.360	8.70	35.90	35.99	44.70	53.31	74.00	-20.69	peak
6	9876.480	10.50	37.30	35.57	41.10	53.33	74.00	-20.67	peak



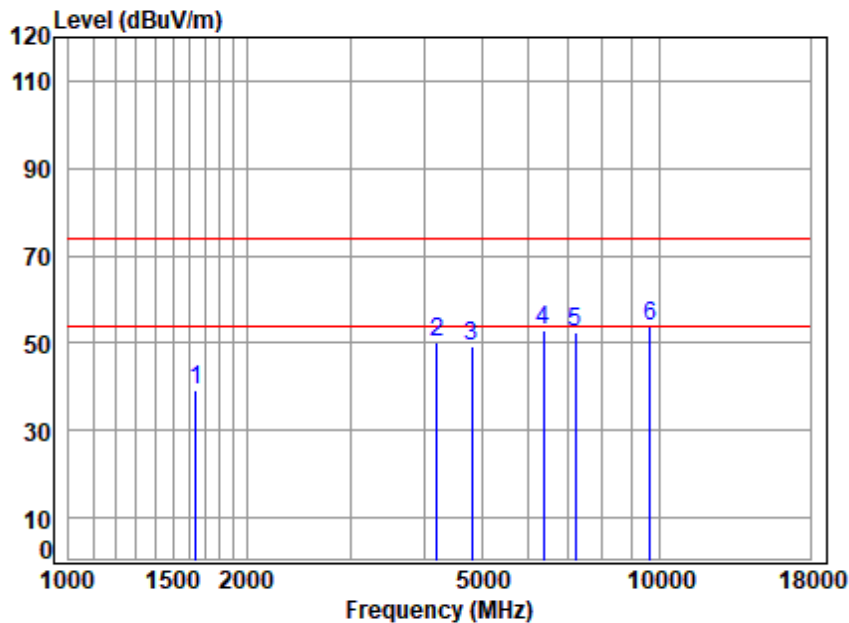
Unless otherwise agreed in writing, this document is issued by the Company subject to its General Conditions of Service printed overleaf, available on request or accessible at <https://www.sgs.com/en/Terms-and-Conditions>. Attention is drawn to the limitation of liability, indemnification and jurisdiction issues defined therein. Any holder of this document is advised that information contained hereon reflects the Company's findings at the time of its intervention only and within the limits of Client's instructions, if any. The Company's sole responsibility is to its Client and this document does not exonerate parties to a transaction from exercising all their rights and obligations under the transaction documents. This document cannot be reproduced except in full, without prior written approval of the Company. Any unauthorized alteration, forgery or falsification of the content or appearance of this document is unlawful and offenders may be prosecuted to the fullest extent of the law. Unless otherwise stated the results shown in this test report refer only to the sample(s) tested and such sample(s) are retained for 30 days only.

Attention: To check the authenticity of testing /inspection report & certificate, please contact us at telephone: (86-755) 8307 1443, or email: [CN.Doccheck@sgs.com](mailto:CN.Doccheck@sgs.com)

SGS-CSTC Standards Technical Services Co., Ltd.  
Shenzhen Branch Testing Center EEC Laboratory.

No.1 Workshop, M-10, Middle Section, Science & Technology Park, Nanshan District, Shenzhen, Guangdong, China 518057 t (86-755) 26012053 f (86-755) 26710594 www.sgsgroup.com.cn  
中国·广东·深圳市南山区科技园中区M-10栋1号厂房 邮编: 518057 t (86-755) 26012053 f (86-755) 26710594 sgs.china@sgs.com

Test Mode: 20; Polarity: Horizontal; Modulation: OFDM; Channel: Low



Site : chamber  
Condition: 3m HORIZONTAL  
Job No : 01009AT\01010AT  
Mode : 2407.5 TX RSE  
: 2.4G SDR 10M

		Cable	Ant	Preamp	Read		Limit	Over	
Freq		Loss	Factor	Factor	Level	Level	Line	Limit	Remark
MHz		dB	dB/m	dB	dBuV	dBuV/m	dBuV/m	dB	
1	1644.019	3.42	26.68	36.53	45.70	39.27	74.00	-34.73	peak
2	4193.872	6.48	33.36	34.47	44.98	50.35	74.00	-23.65	peak
3	4815.000	7.05	33.86	34.87	43.01	49.05	74.00	-24.95	peak
4	6377.195	8.22	35.25	35.38	44.82	52.91	74.00	-21.09	peak
5	7222.500	8.53	35.80	35.95	44.03	52.41	74.00	-21.59	peak
6 q	9630.000	10.40	37.10	35.55	41.92	53.87	74.00	-20.13	peak



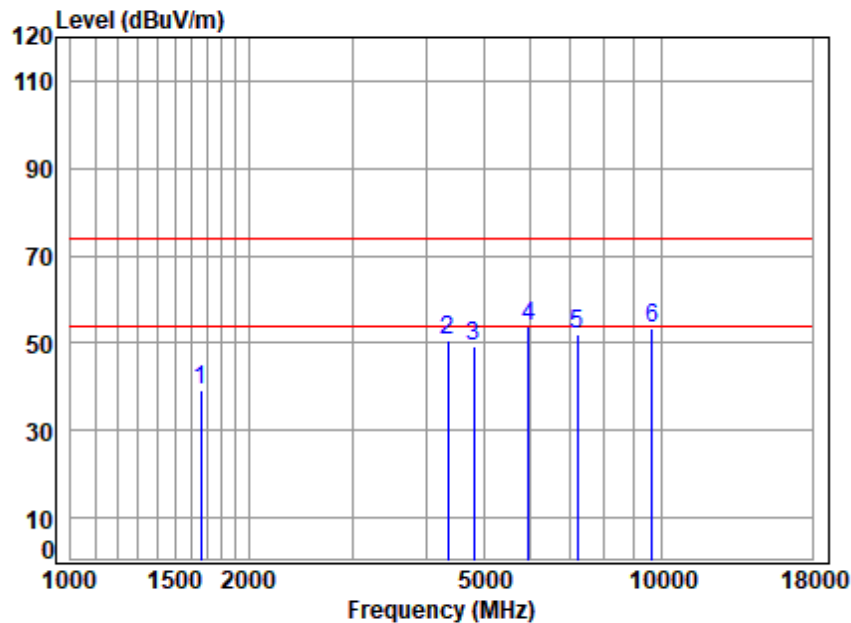
Unless otherwise agreed in writing, this document is issued by the Company subject to its General Conditions of Service printed overleaf, available on request or accessible at <https://www.sgs.com/en/Terms-and-Conditions>. Attention is drawn to the limitation of liability, indemnification and jurisdiction issues defined therein. Any holder of this document is advised that information contained hereon reflects the Company's findings at the time of its intervention only and within the limits of Client's instructions, if any. The Company's sole responsibility is to its Client and this document does not exonerate parties to a transaction from exercising all their rights and obligations under the transaction documents. This document cannot be reproduced except in full, without prior written approval of the Company. Any unauthorized alteration, forgery or falsification of the content or appearance of this document is unlawful and offenders may be prosecuted to the fullest extent of the law. Unless otherwise stated the results shown in this test report refer only to the sample(s) tested and such sample(s) are retained for 30 days only.

Attention: To check the authenticity of testing /inspection report & certificate, please contact us at telephone: (86-755) 8307 1443, or email: [CN.Doccheck@sgs.com](mailto:CN.Doccheck@sgs.com)

SGS-CSTC Standards Technical Services Co., Ltd.  
Shenzhen Branch Testing and Calibration Laboratory

No.1 Workshop, M-10, Middle Section, Science & Technology Park, Nanshan District, Shenzhen, Guangdong, China 518057 t (86-755) 26012053 f (86-755) 26710594 www.sgsgroup.com.cn  
中国·广东·深圳市南山区科技园中区M-10栋1号厂房 邮编: 518057 t (86-755) 26012053 f (86-755) 26710594 sgs.china@sgs.com

Test Mode: 20; Polarity: Vertical; Modulation: OFDM; Channel: Low



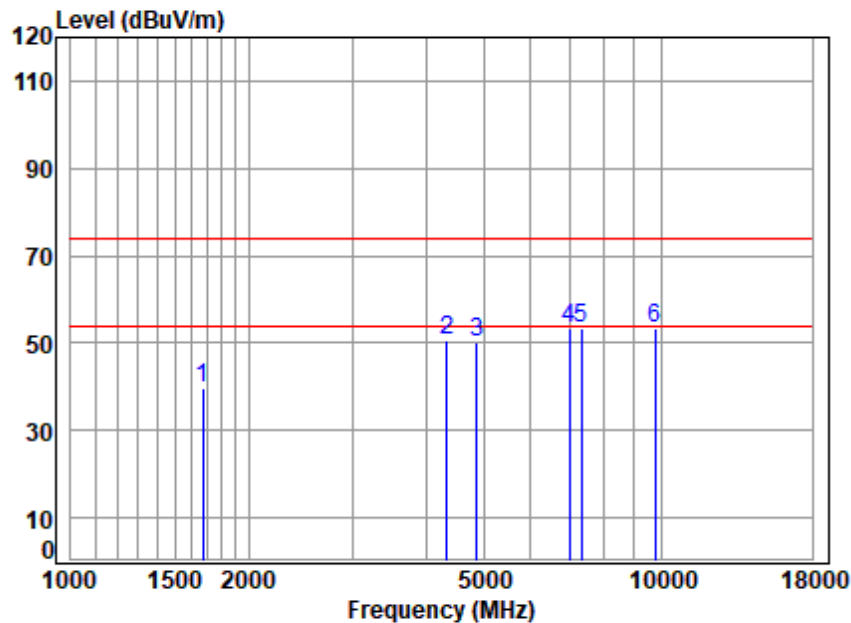
Site : chamber  
Condition: 3m VERTICAL  
Job No : 01009AT\01010AT  
Mode : 2407.5 TX RSE  
: 2.4G SDR 10M

		Cable	Ant	Preamp	Read		Limit	Over	
Freq		Loss	Factor	Factor	Level	Level	Line	Limit	Remark
MHz		dB	dB/m	dB	dBuV	dBuV/m	dBuV/m	dB	
1	1663.137	3.45	26.73	36.48	45.62	39.32	74.00	-34.68	peak
2	4354.454	6.63	33.59	34.58	45.13	50.77	74.00	-23.23	peak
3	4815.000	7.05	33.86	34.87	43.27	49.31	74.00	-24.69	peak
4 q	5949.811	8.12	34.90	35.04	45.79	53.77	74.00	-20.23	peak
5	7222.500	8.53	35.80	35.95	43.48	51.86	74.00	-22.14	peak
6	9630.000	10.40	37.10	35.55	41.39	53.34	74.00	-20.66	peak





Test Mode: 20; Polarity: Horizontal; Modulation: OFDM; Channel: middle



Site : chamber  
Condition: 3m HORIZONTAL  
Job No : 01009AT\01010AT  
Mode : 2437.5 TX RSE  
: 2.4G SDR 10M

		Cable	Ant	Preamp	Read		Limit	Over	
	Freq	Loss	Factor	Factor	Level	Level	Line	Limit	Remark
	MHz	dB	dB/m	dB	dBuV	dBuV/m	dBuV/m	dB	
1	1672.779	3.46	26.75	36.46	46.16	39.91	74.00	-34.09	peak
2	4329.354	6.61	33.60	34.56	45.20	50.85	74.00	-23.15	peak
3	4875.000	7.10	34.05	34.91	43.84	50.08	74.00	-23.92	peak
4	6974.982	8.32	35.75	35.89	45.02	53.20	74.00	-20.80	peak
5 q	7312.500	8.61	35.90	35.97	44.86	53.40	74.00	-20.60	peak
6	9750.000	10.45	37.20	35.56	41.22	53.31	74.00	-20.69	peak



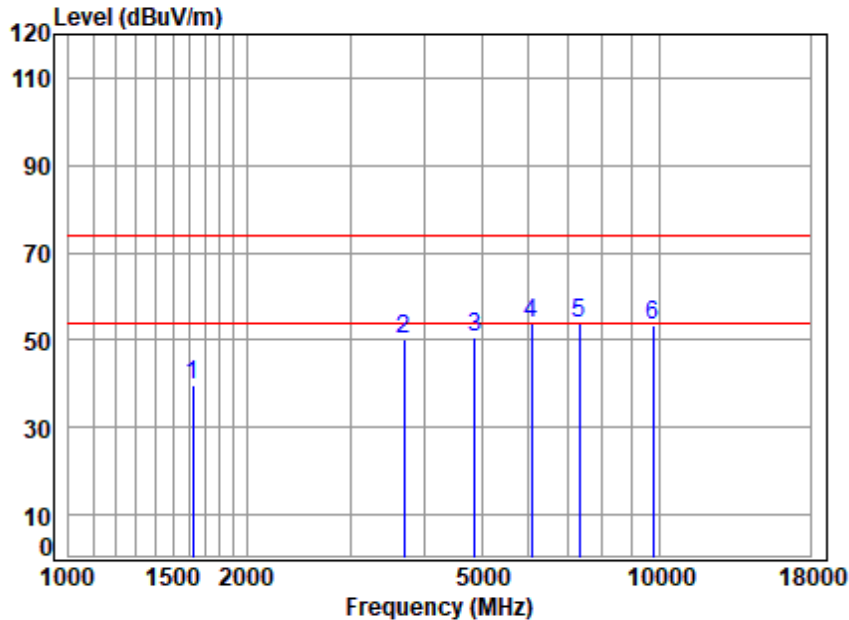
Unless otherwise agreed in writing, this document is issued by the Company subject to its General Conditions of Service printed overleaf, available on request or accessible at <https://www.sgs.com/en/Terms-and-Conditions>. Attention is drawn to the limitation of liability, indemnification and jurisdiction issues defined therein. Any holder of this document is advised that information contained hereon reflects the Company's findings at the time of its intervention only and within the limits of Client's instructions, if any. The Company's sole responsibility is to its Client and this document does not exonerate parties to a transaction from exercising all their rights and obligations under the transaction documents. This document cannot be reproduced except in full, without prior written approval of the Company. Any unauthorized alteration, forgery or falsification of the content or appearance of this document is unlawful and offenders may be prosecuted to the fullest extent of the law. Unless otherwise stated the results shown in this test report refer only to the sample(s) tested and such sample(s) are retained for 30 days only.

Attention: To check the authenticity of testing /inspection report & certificate, please contact us at telephone: (86-755) 8307 1443, or email: [CN.Doccheck@sgs.com](mailto:CN.Doccheck@sgs.com)

SGS-CSTC Standards Technical Services Co., Ltd.  
Shenzhen Branch Testing & Calibration Laboratory

No.1 Workshop, M-10, Middle Section, Science & Technology Park, Nanshan District, Shenzhen, Guangdong, China 518057 t (86-755) 26012053 f (86-755) 26710594 www.sgsgroup.com.cn  
中国·广东·深圳市南山区科技园中区M-10栋1号厂房 邮编: 518057 t (86-755) 26012053 f (86-755) 26710594 sgs.china@sgs.com

Test Mode: 20; Polarity: Vertical; Modulation: OFDM; Channel: middle

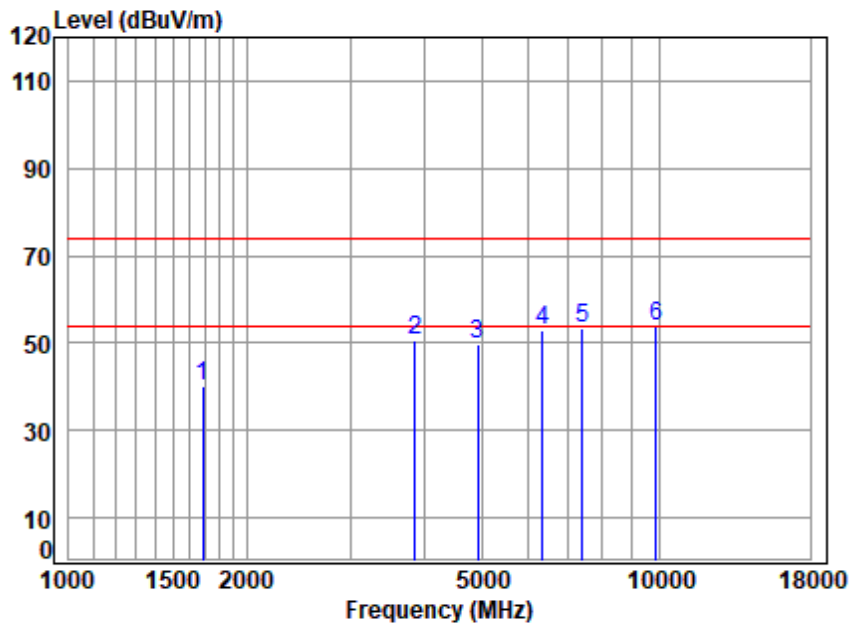


Site : chamber  
 Condition: 3m VERTICAL  
 Job No : 01009AT\01010AT  
 Mode : 2437.5 TX RSE  
 : 2.4G SDR 10M

		Cable	Ant	Preamp	Read	Limit	Over	
Freq		Loss	Factor	Factor	Level	Line	Limit	Remark
MHz		dB	dB/m	dB	dBuV	dBuV/m	dBuV/m	dB
1	1625.121	3.40	26.60	36.57	46.37	39.80	74.00	-34.20 peak
2	3693.033	5.87	32.27	34.64	46.75	50.25	74.00	-23.75 peak
3	4875.000	7.10	34.05	34.91	44.30	50.54	74.00	-23.46 peak
4	6071.417	8.17	35.04	35.11	45.65	53.75	74.00	-20.25 peak
5 q	7312.500	8.61	35.90	35.97	45.46	54.00	74.00	-20.00 peak
6	9750.000	10.45	37.20	35.56	41.43	53.52	74.00	-20.48 peak



Test Mode: 20; Polarity: Horizontal; Modulation: OFDM; Channel: High

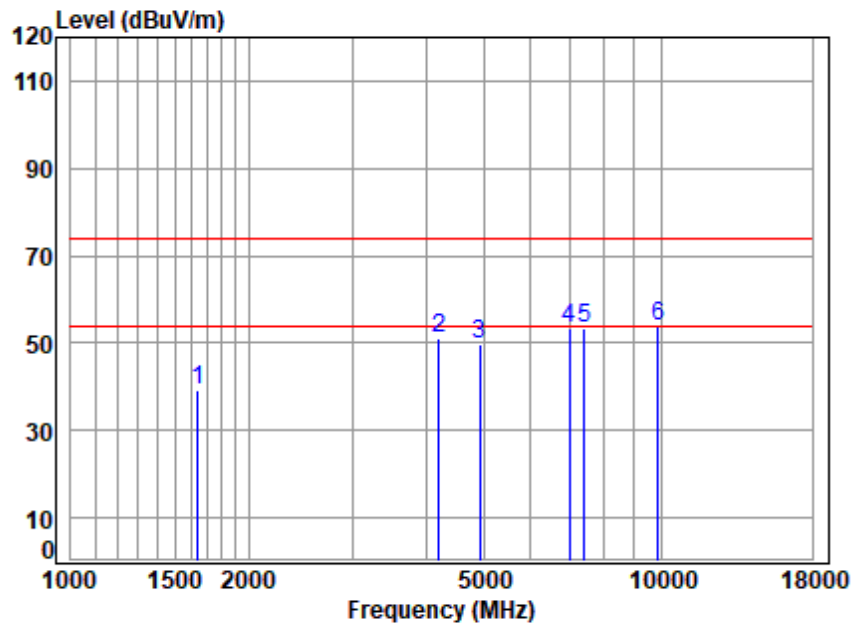


Site : chamber  
Condition: 3m HORIZONTAL  
Job No : 01009AT\01010AT  
Mode : 2467.5 TX RSE  
: 2.4G SDR 10M

		Cable	Ant	Preamp	Read		Limit	Over	
	Freq	Loss	Factor	Factor	Level	Level	Line	Limit	Remark
	MHz	dB	dB/m	dB	dBuV	dBuV/m	dBuV/m	dB	
1	1687.347	3.47	26.77	36.43	46.15	39.96	74.00	-34.04	peak
2	3856.668	6.09	32.69	34.47	46.34	50.65	74.00	-23.35	peak
3	4935.000	7.16	34.17	34.94	43.15	49.54	74.00	-24.46	peak
4	6340.436	8.22	35.20	35.35	44.95	53.02	74.00	-20.98	peak
5	7402.500	8.70	35.90	35.99	44.71	53.32	74.00	-20.68	peak
6 q	9870.000	10.50	37.30	35.57	41.39	53.62	74.00	-20.38	peak



Test Mode: 20; Polarity: Vertical; Modulation: OFDM; Channel: High



Site : chamber  
Condition: 3m VERTICAL  
Job No : 01009AT\01010AT  
Mode : 2467.5 TX RSE  
: 2.4G SDR 10M

		Cable	Ant	Preamp	Read		Limit	Over	
	Freq	Loss	Factor	Factor	Level	Level	Line	Limit	Remark
	MHz	dB	dB/m	dB	dBuV	dBuV/m	dBuV/m	dB	
1	1639.274	3.42	26.66	36.54	45.63	39.17	74.00	-34.83	peak
2	4206.011	6.49	33.42	34.48	45.54	50.97	74.00	-23.03	peak
3	4935.000	7.16	34.17	34.94	43.27	49.66	74.00	-24.34	peak
4	6974.982	8.32	35.75	35.89	44.99	53.17	74.00	-20.83	peak
5	7402.500	8.70	35.90	35.99	44.70	53.31	74.00	-20.69	peak
6 q	9870.000	10.50	37.30	35.57	41.55	53.78	74.00	-20.22	peak





## 8 Test Setup Photo

Refer to Appendix - Test Setup Photo for SZCR2304001009AT

## 9 EUT Constructional Details (EUT Photos)

Refer to External and Internal Photos for SZCR2304001009AT



SGS-CSTC Standards Technical Services Co., Ltd.  
Shenzhen Branch Testing & Calibration Laboratory

Unless otherwise agreed in writing, this document is issued by the Company subject to its General Conditions of Service printed overleaf, available on request or accessible at <https://www.sgs.com/en/Terms-and-Conditions>. Attention is drawn to the limitation of liability, indemnification and jurisdiction issues defined therein. Any holder of this document is advised that information contained hereon reflects the Company's findings at the time of its intervention only and within the limits of Client's instructions, if any. The Company's sole responsibility is to its Client and this document does not exonerate parties to a transaction from exercising all their rights and obligations under the transaction documents. This document cannot be reproduced except in full, without prior written approval of the Company. Any unauthorized alteration, forgery or falsification of the content or appearance of this document is unlawful and offenders may be prosecuted to the fullest extent of the law. Unless otherwise stated the results shown in this test report refer only to the sample(s) tested and such sample(s) are retained for 30 days only.

Attention: To check the authenticity of testing /inspection report & certificate, please contact us at telephone: (86-755) 8307 1443, or email: [CN.Doccheck@sgs.com](mailto:CN.Doccheck@sgs.com)

No.1 Workshop, M-10, Middle Section, Science & Technology Park, Nanshan District, Shenzhen, Guangdong, China 518057 t (86-755) 26012053 f (86-755) 26710594 www.sgsgroup.com.cn  
中国·广东·深圳市南山区科技园中区M-10栋1号厂房 邮编: 518057 t (86-755) 26012053 f (86-755) 26710594 sgs.china@sgs.com

## 10 Appendix

Note: Both 1.4MHz and 3MHz supports mode A, mode B, mode C and mode D, 10MHz supports mode A, mode B, mode C; only the lowest and highest frequency were selected to test, among these modes, only the operation frequency is different, modulation type and target power are the same.

### SISO Mode

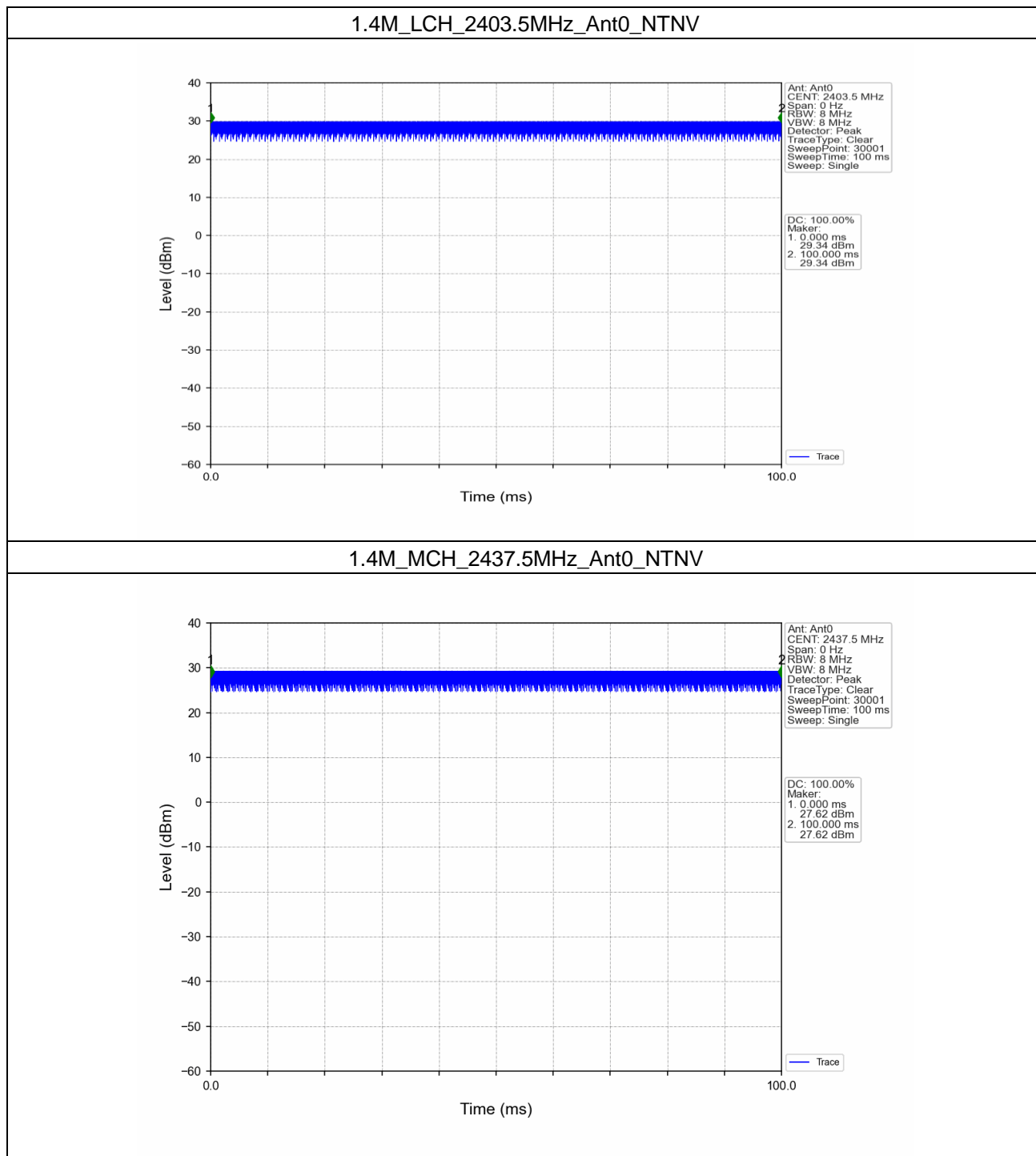
#### 1. Duty Cycle

##### 1.1 Ant0

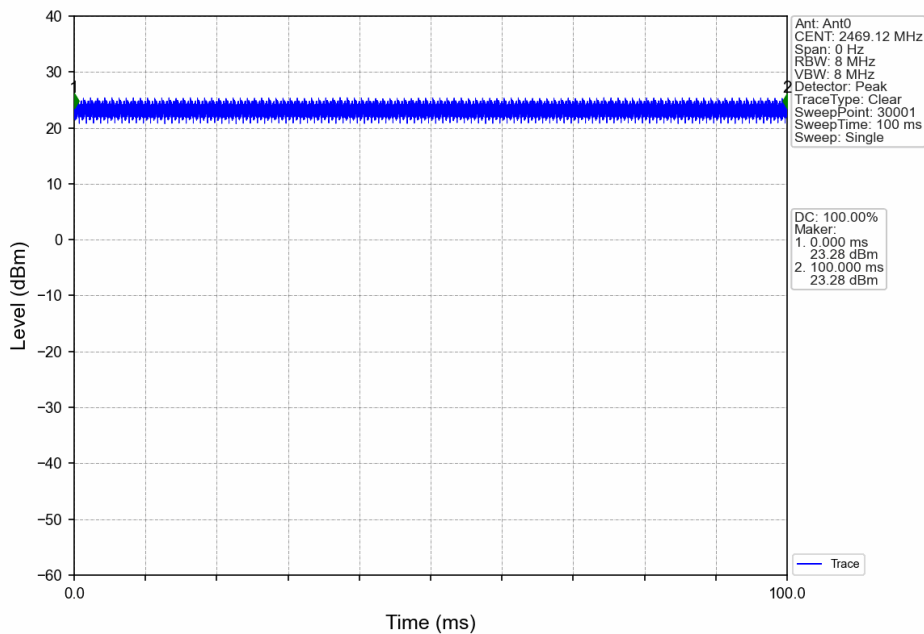
##### 1.1.1 Test Result

Ant0							
Mode	TX Type	Frequency (MHz)	T_on (ms)	Period (ms)	Duty Cycle (%)	Duty Cycle Correction Factor (dB)	Max. DC Variation (%)
1.4M	SISO	2403.5	100.000	100.000	100.00	0.00	0.00
		2437.5	100.000	100.000	100.00	0.00	0.00
		2469.12	100.000	100.000	100.00	0.00	0.00
3M	SISO	2405.5	100.000	100.000	100.00	0.00	0.00
		2437.88	100.000	100.000	100.00	0.00	0.00
		2468.2	100.000	100.000	100.00	0.00	0.00
5M	SISO	2404.5	100.000	100.000	100.00	0.00	0.00
		2437.74	100.000	100.000	100.00	0.00	0.00
		2469.5	100.000	100.000	100.00	0.00	0.00
10M	SISO	2407.5	100.000	100.000	100.00	0.00	0.00
		2437.5	100.000	100.000	100.00	0.00	0.00
		2467.5	100.000	100.000	100.00	0.00	0.00
20M	SISO	2412.5	100.000	100.000	100.00	0.00	0.00
		2437.5	100.000	100.000	100.00	0.00	0.00
		2462.5	100.000	100.000	100.00	0.00	0.00
40M	SISO	2422.5	100.000	100.000	100.00	0.00	0.00
		2437.5	100.000	100.000	100.00	0.00	0.00
		2452.5	100.000	100.000	100.00	0.00	0.00
60M	SISO	2432.5	100.000	100.000	100.00	0.00	0.00
		2437.5	100.000	100.000	100.00	0.00	0.00
		2442.5	100.000	100.000	100.00	0.00	0.00

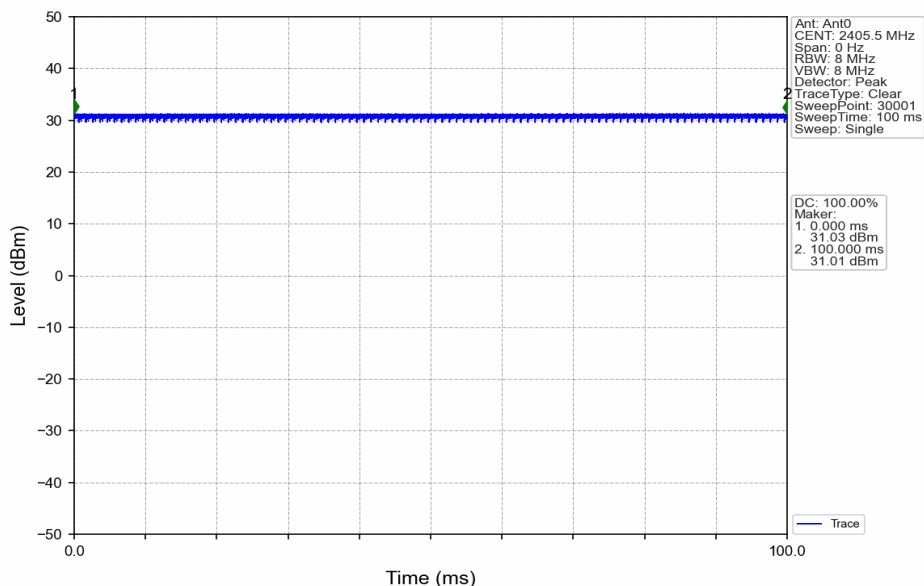
### 1.1.2 Test Graph



### 1.4M\_HCH\_2469.12MHz\_Ant0\_NTNV

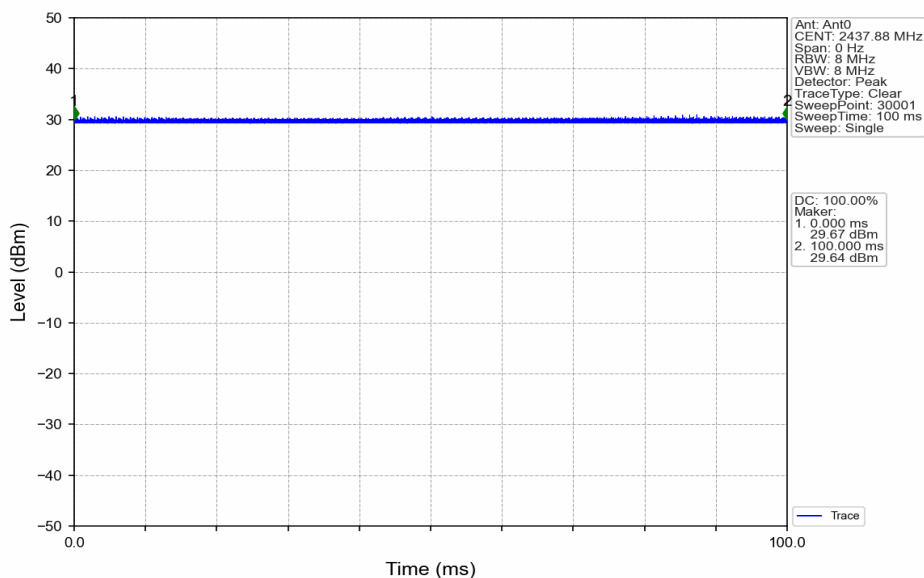


### 3M\_LCH\_2405.5MHz\_Ant0\_NTNV

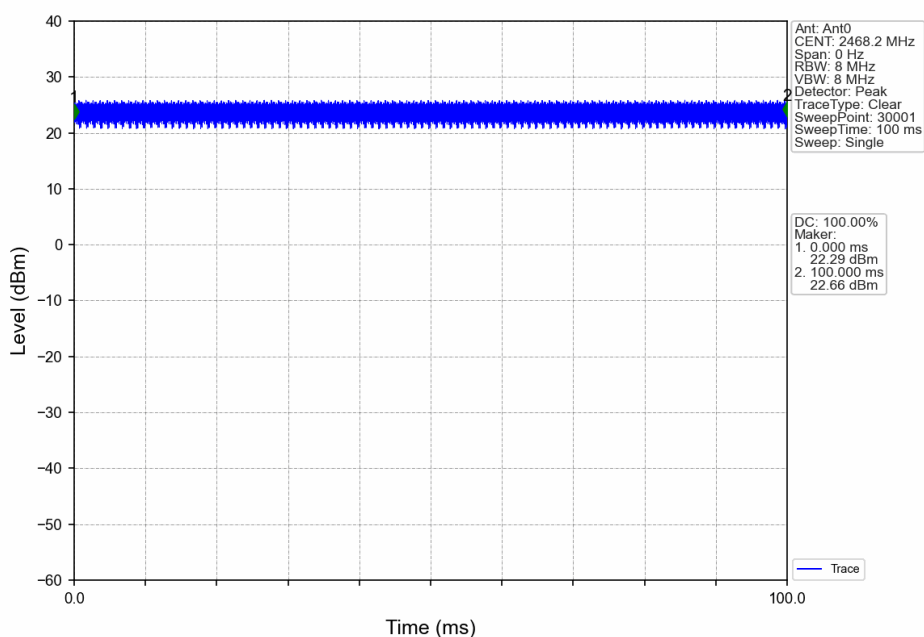




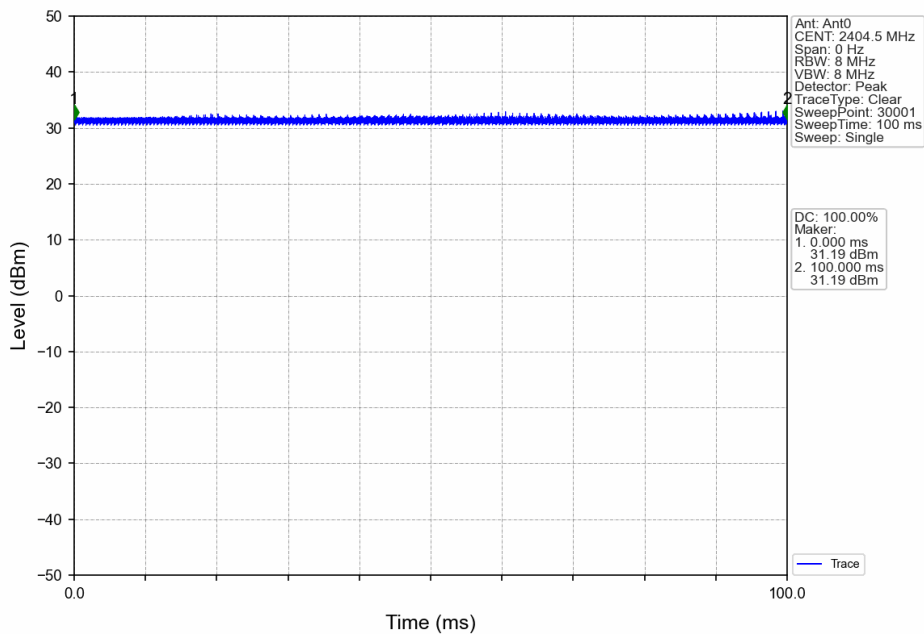
### 3M\_MCH\_2437.88MHz\_Ant0\_NTNV



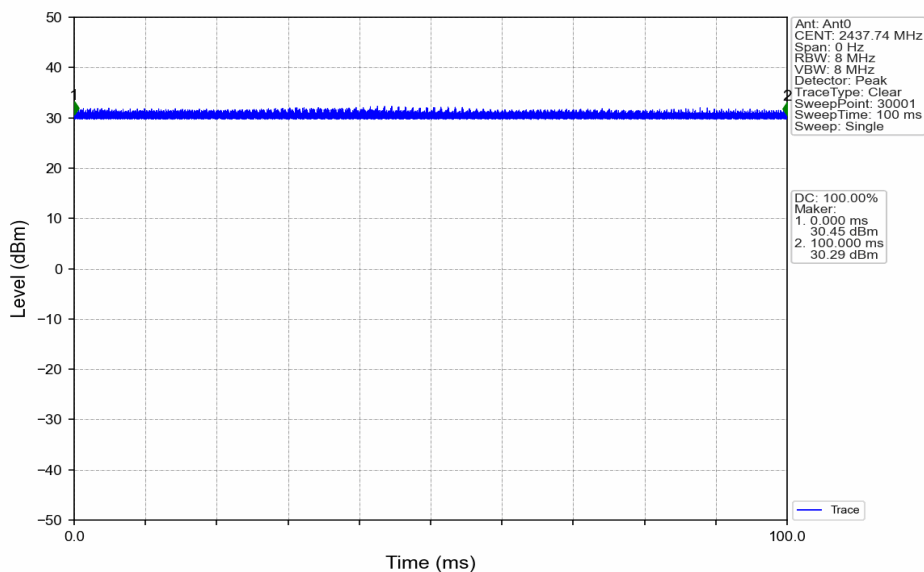
### 3M\_HCH\_2468.2MHz\_Ant0\_NTNV



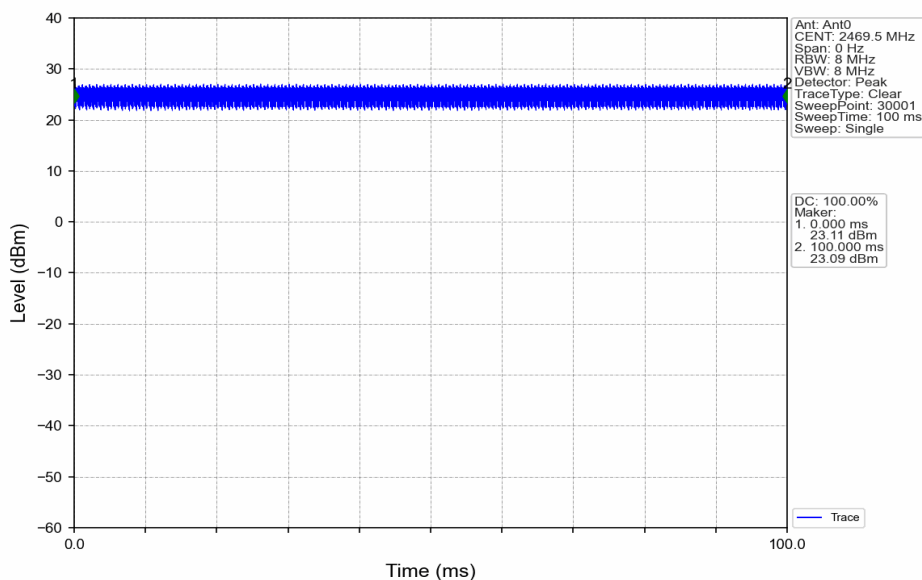
### 5M\_LCH\_2404.5MHz\_Ant0\_NTNV



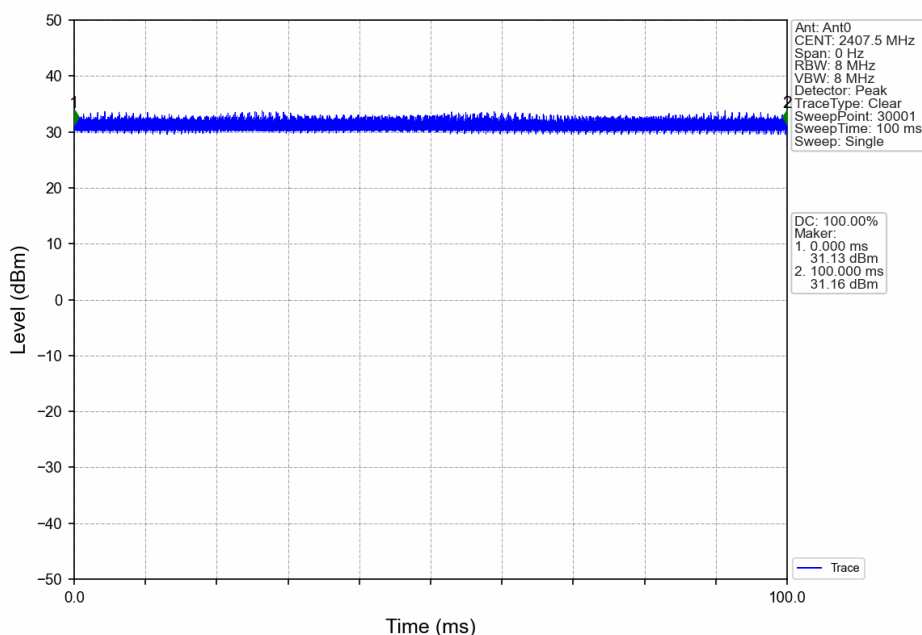
### 5M\_MCH\_2437.74MHz\_Ant0\_NTNV



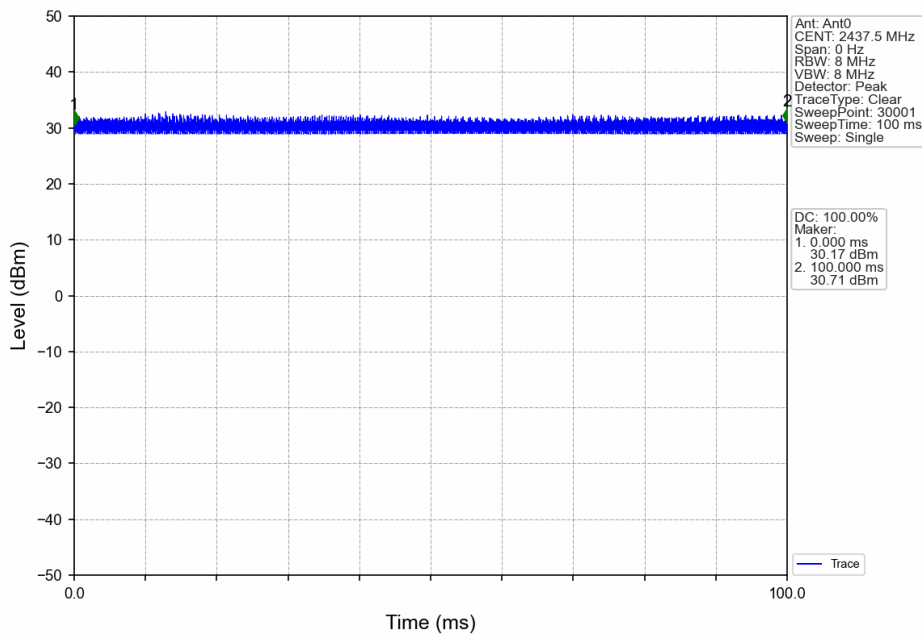
5M\_HCH\_2469.5MHz\_Ant0\_NTNV



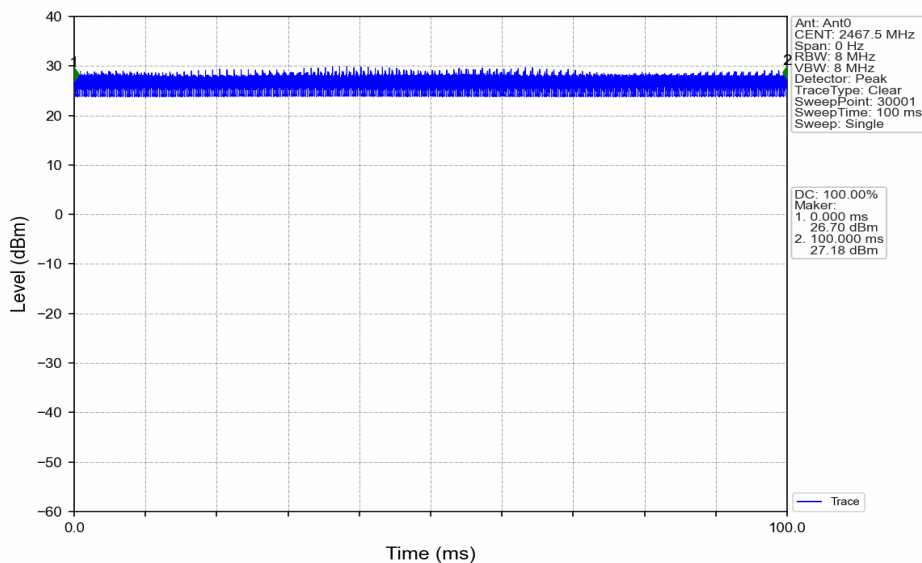
10M\_LCH\_2407.5MHz\_Ant0\_NTNV



### 10M\_MCH\_2437.5MHz\_Ant0\_NTNV

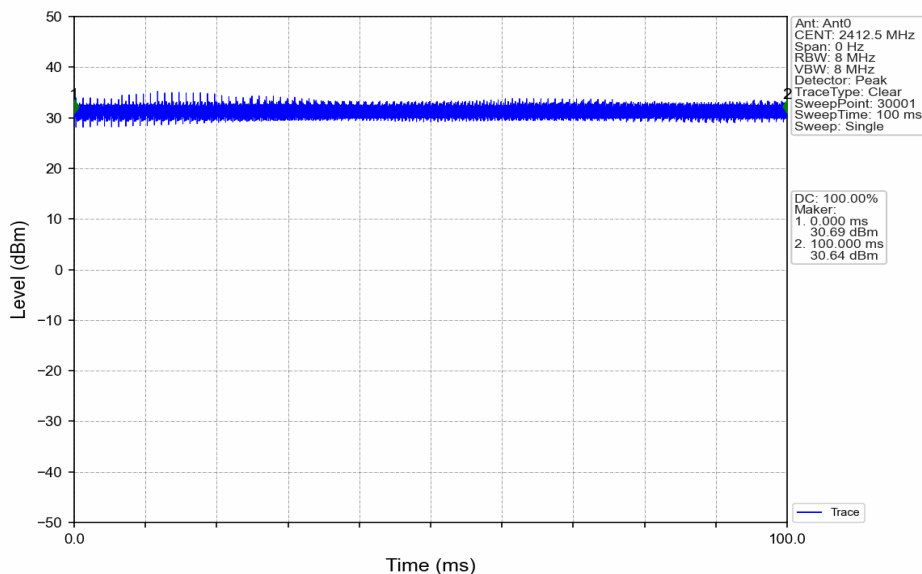


### 10M\_HCH\_2467.5MHz\_Ant0\_NTNV

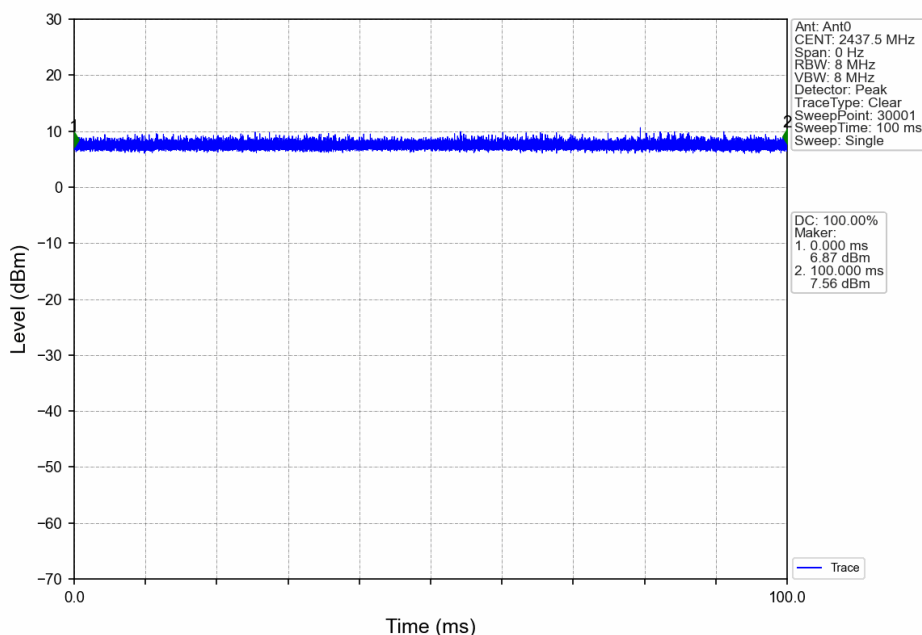




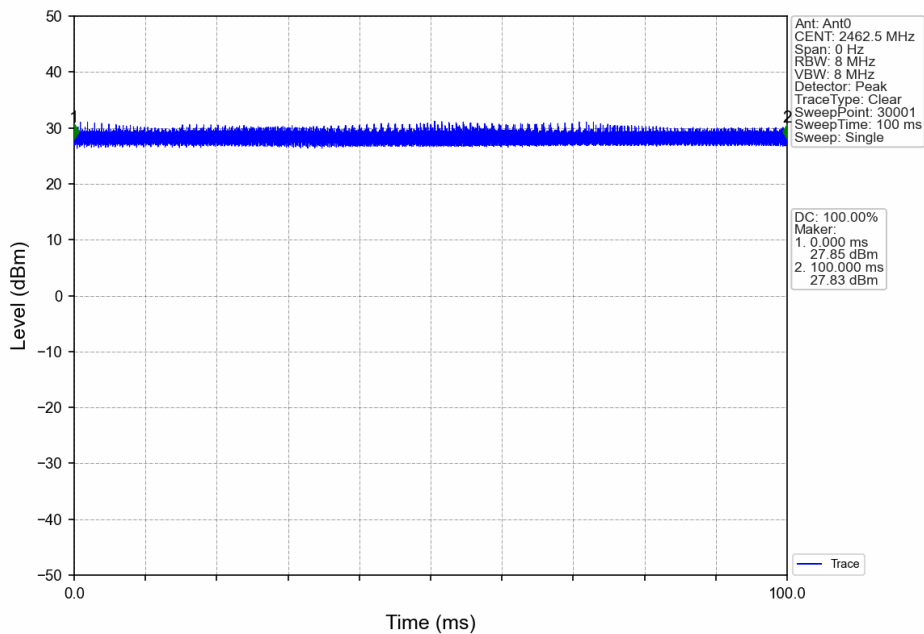
20M\_LCH\_2412.5MHz\_Ant0\_NTNV



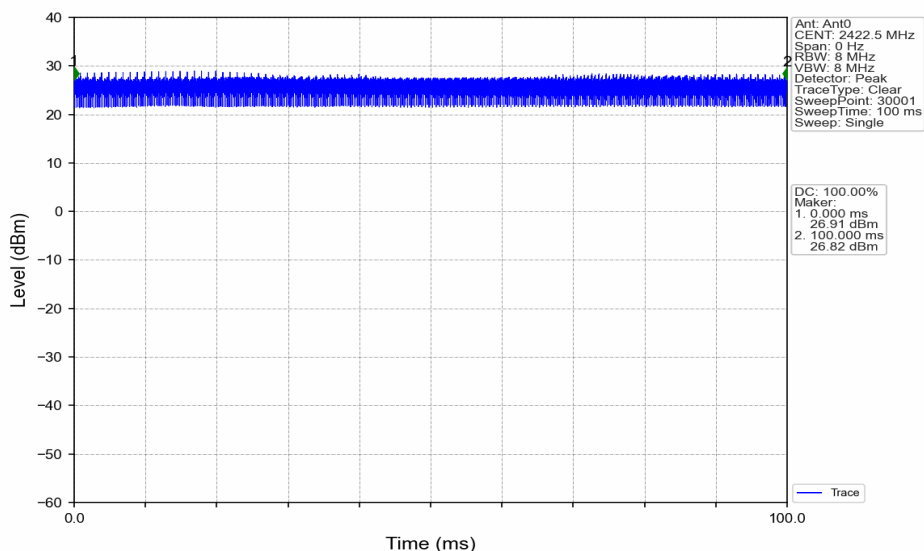
20M\_MCH\_2437.5MHz\_Ant0\_NTNV



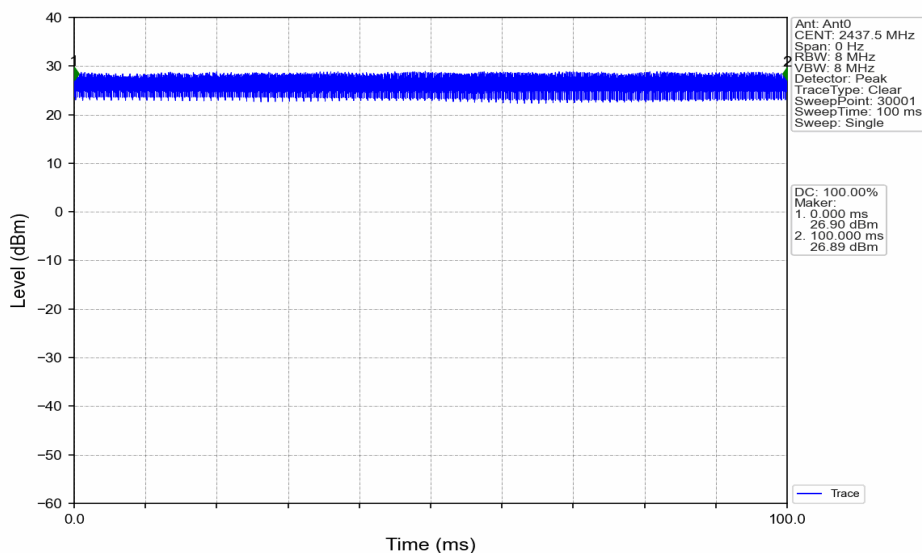
### 20M\_HCH\_2462.5MHz\_Ant0\_NTNV



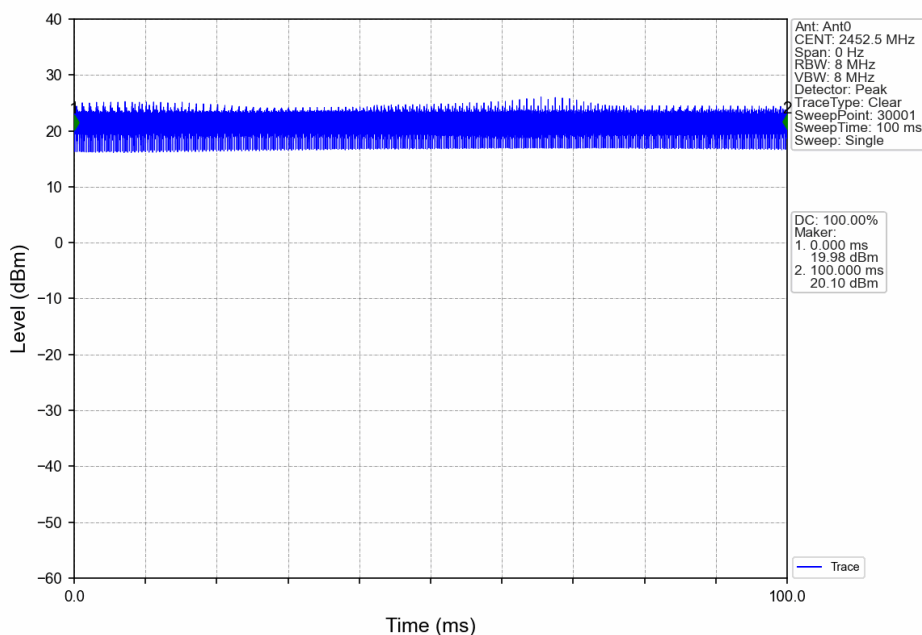
### 40M\_LCH\_2422.5MHz\_Ant0\_NTNV



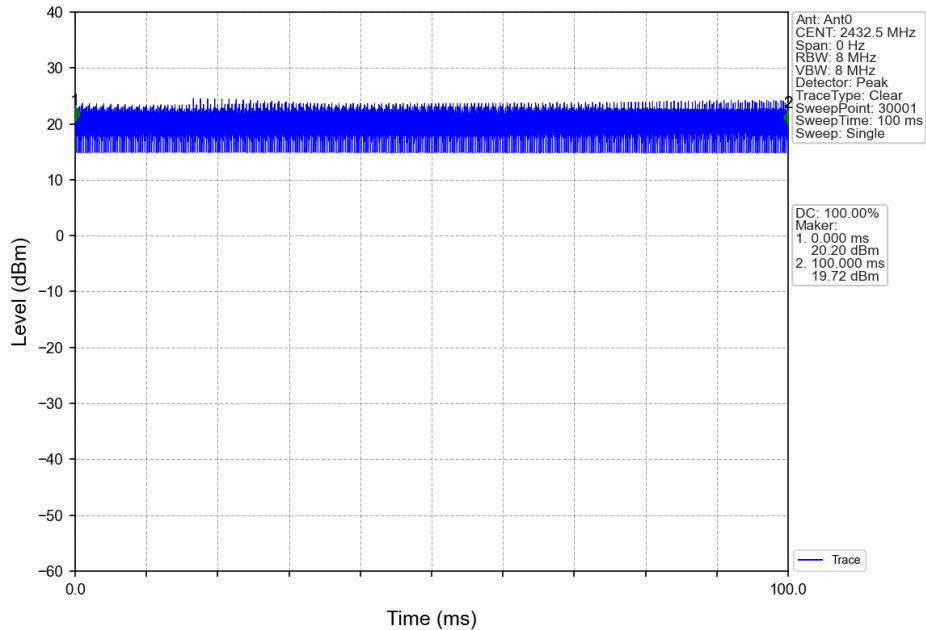
40M\_MCH\_2437.5MHz\_Ant0\_NTNV



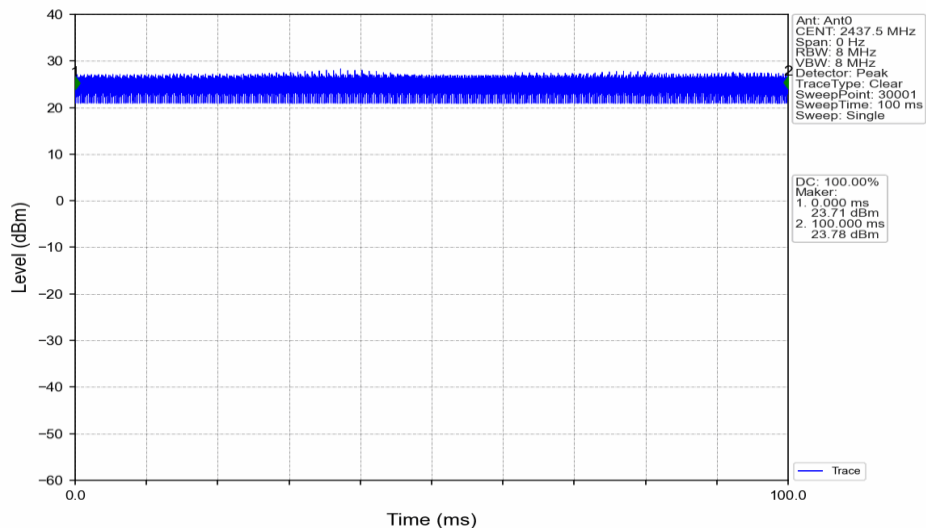
40M\_HCH\_2452.5MHz\_Ant0\_NTNV



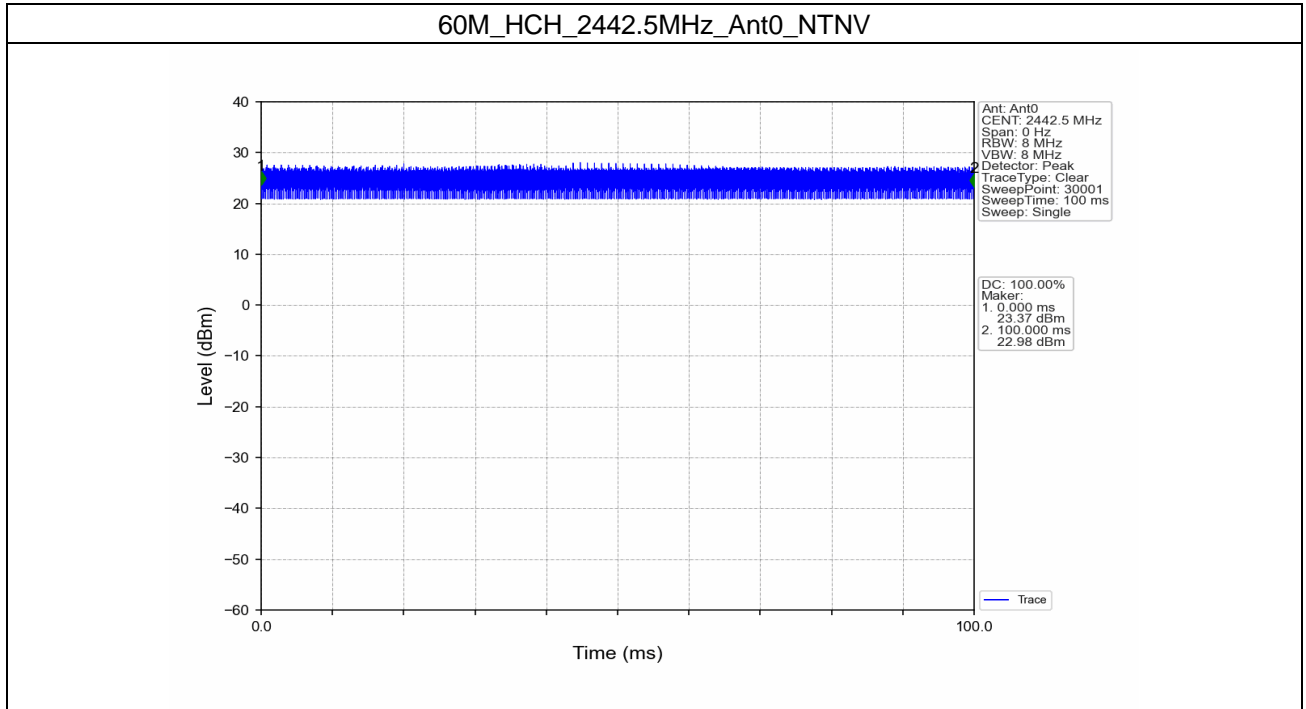
### 60M\_LCH\_2432.5MHz\_Ant0\_NTNV



### 60M\_MCH\_2437.5MHz\_Ant0\_NTNV







Unless otherwise agreed in writing, this document is issued by the Company subject to its General Conditions of Service printed overleaf, available on request or accessible at <https://www.sgs.com/en/Terms-and-Conditions>. Attention is drawn to the limitation of liability, indemnification and jurisdiction issues defined therein. Any holder of this document is advised that information contained hereon reflects the Company's findings at the time of its intervention only and within the limits of Client's instructions, if any. The Company's sole responsibility is to its Client and this document does not exonerate parties to a transaction from exercising all their rights and obligations under the transaction documents. This document cannot be reproduced except in full, without prior written approval of the Company. Any unauthorized alteration, forgery or falsification of the content or appearance of this document is unlawful and offenders may be prosecuted to the fullest extent of the law. Unless otherwise stated the results shown in this test report refer only to the sample(s) tested and such sample(s) are retained for 30 days only.

Attention: To check the authenticity of testing /inspection report & certificate, please contact us at telephone: (86-755) 8307 1443, or email: [CN.Doccheck@sgs.com](mailto:CN.Doccheck@sgs.com)

SGS-CSTC Standards Technical Services Co., Ltd.  
Shenzhen Branch Testing Center Laboratory

No.1 Workshop, M-10, Middle Section, Science & Technology Park, Nanshan District, Shenzhen, Guangdong, China 518057 t (86-755) 26012053 f (86-755) 26710594 www.sgsgroup.com.cn  
中国·广东·深圳市南山区科技园中区M-10栋1号厂房 邮编: 518057 t (86-755) 26012053 f (86-755) 26710594 sgs.china@sgs.com

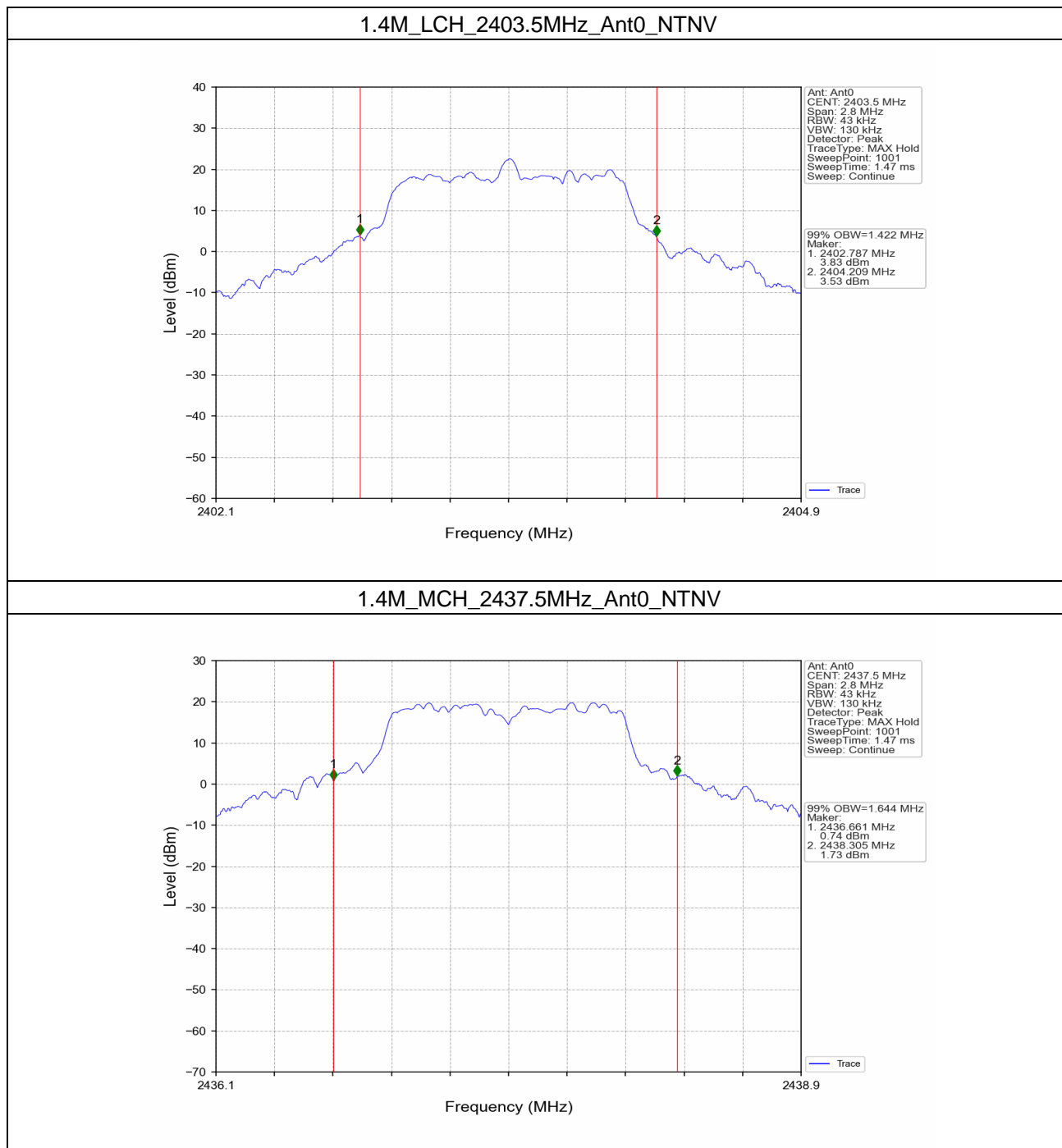
## 2. Bandwidth

### 2.1 OBW

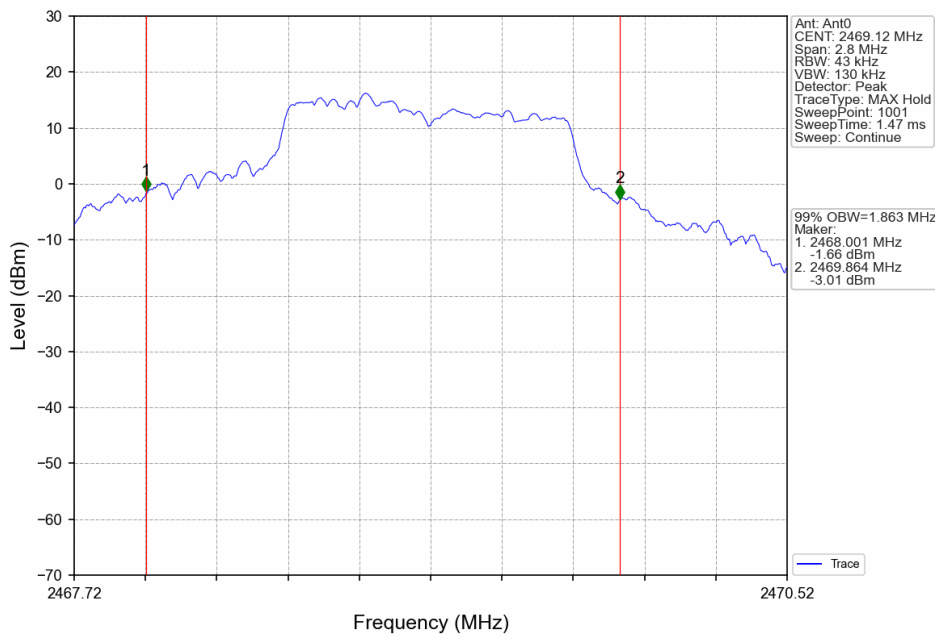
#### 2.1.1 Test Result

Mode	TX Type	Frequency (MHz)	ANT	99% Occupied Bandwidth (MHz)	Verdict
				Result	
1.4M	SISO	2403.5	0	1.422	Pass
		2437.5	0	1.644	Pass
		2469.12	0	1.863	Pass
3M	SISO	2405.5	0	3.313	Pass
		2437.88	0	4.449	Pass
		2468.2	0	3.796	Pass
5M	SISO	2404.5	0	5.814	Pass
		2437.74	0	8.193	Pass
		2469.5	0	5.999	Pass
10M	SISO	2407.5	0	12.074	Pass
		2437.5	0	14.794	Pass
		2467.5	0	9.467	Pass
20M	SISO	2412.5	0	19.342	Pass
		2437.5	0	23.536	Pass
		2462.5	0	25.328	Pass
40M	SISO	2422.5	0	49.021	Pass
		2437.5	0	51.261	Pass
		2452.5	0	36.560	Pass
60M	SISO	2432.5	0	54.209	Pass
		2437.5	0	65.598	Pass
		2442.5	0	66.688	Pass

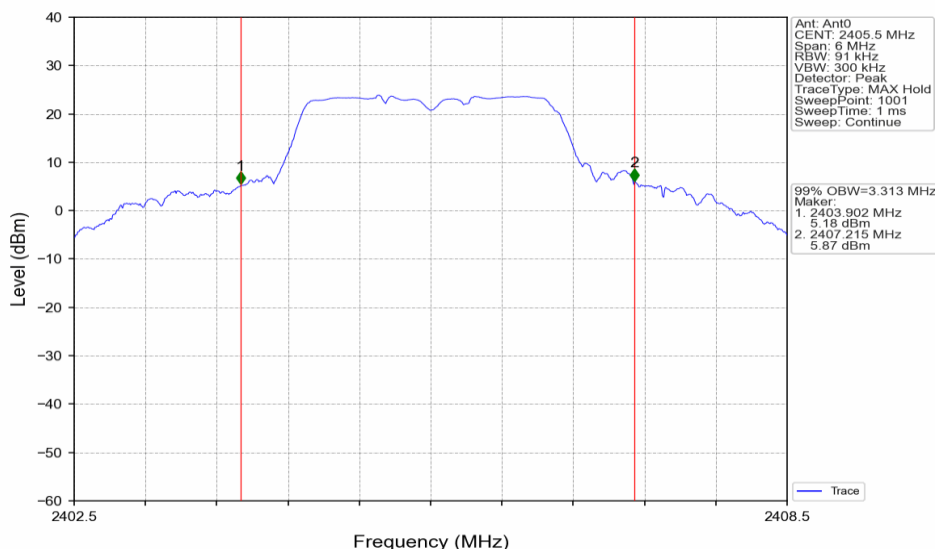
### 2.1.2 Test Graph



### 1.4M\_HCH\_2469.12MHz\_Ant0\_NTNV

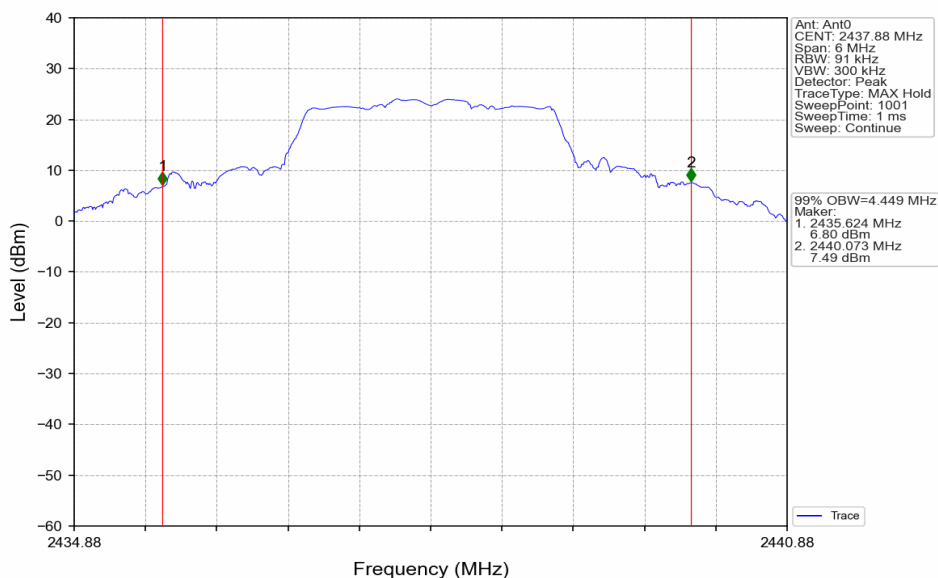


### 3M\_LCH\_2405.5MHz\_Ant0\_NTNV

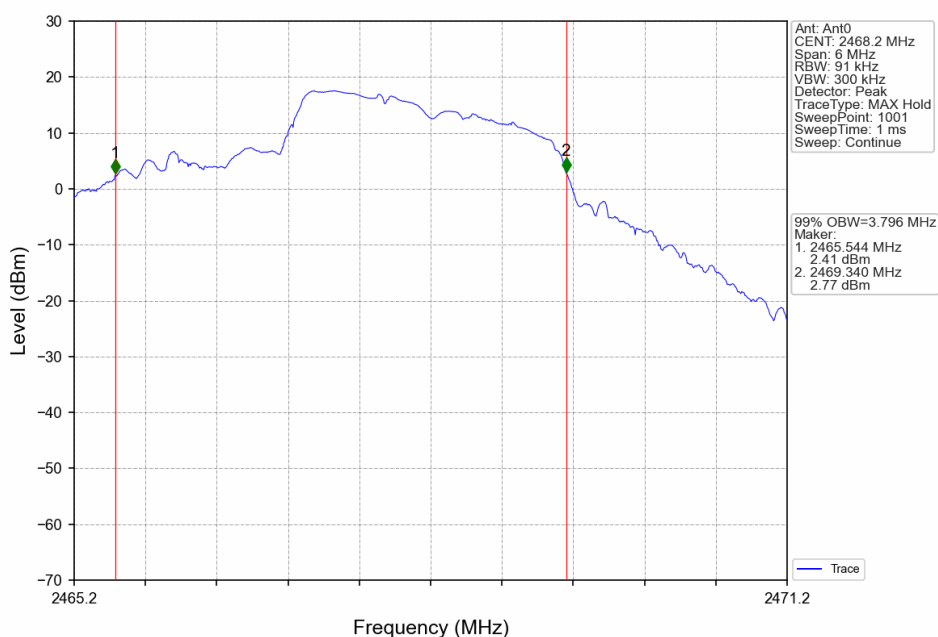




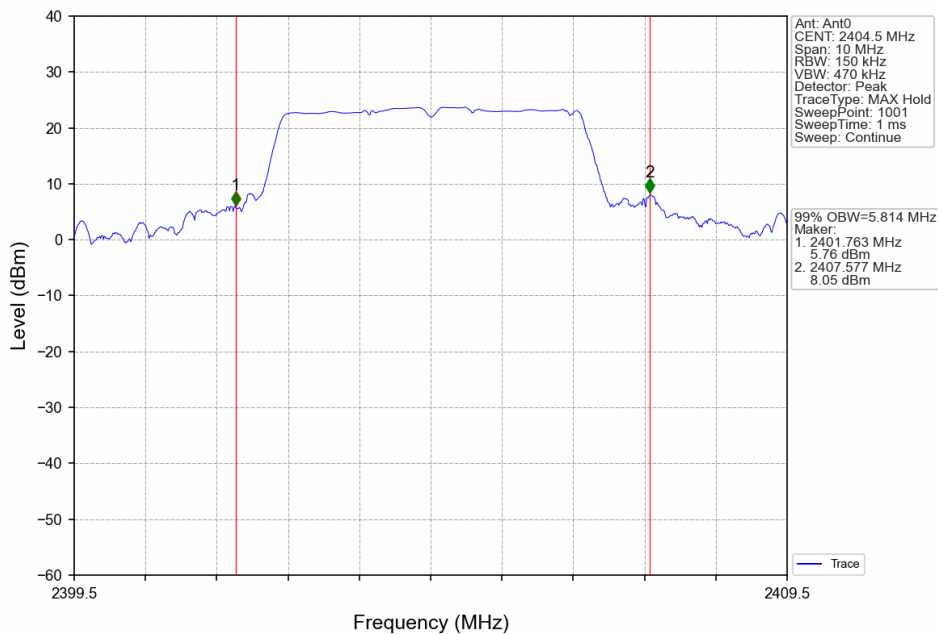
### 3M\_MCH\_2437.88MHz\_Ant0\_NTNV



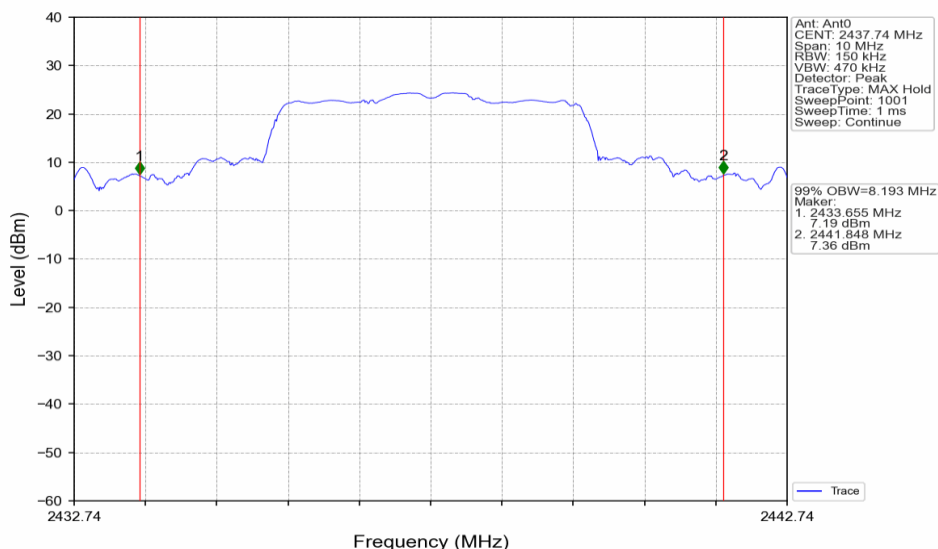
### 3M\_HCH\_2468.2MHz\_Ant0\_NTNV



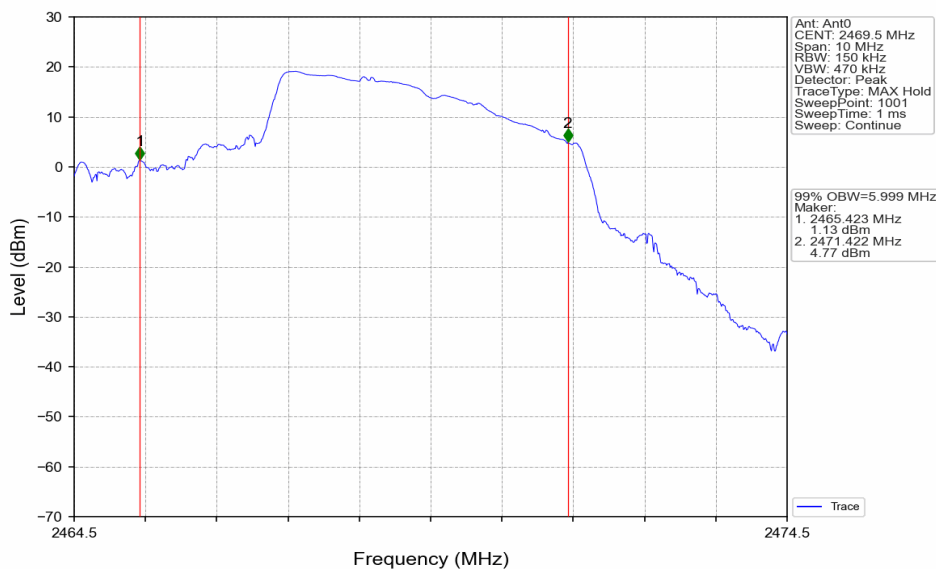
### 5M\_LCH\_2404.5MHz\_Ant0\_NTNV



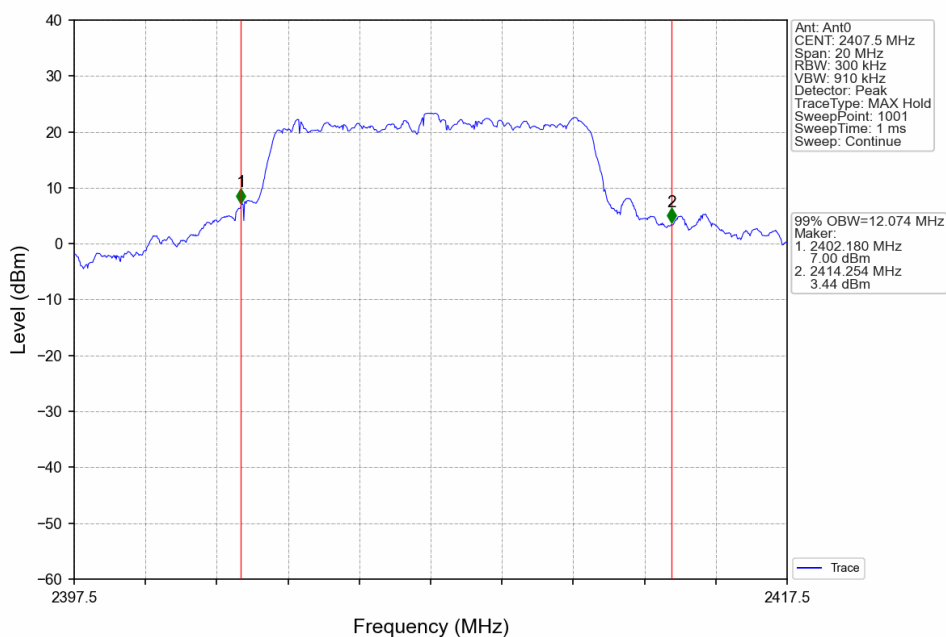
### 5M\_MCH\_2437.74MHz\_Ant0\_NTNV



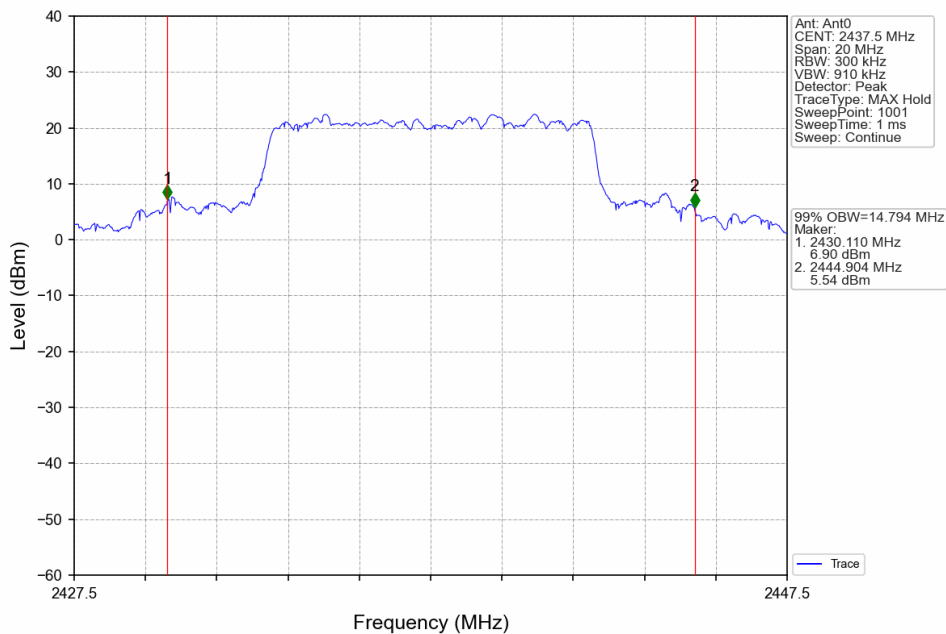
### 5M\_HCH\_2469.5MHz\_Ant0\_NTNV



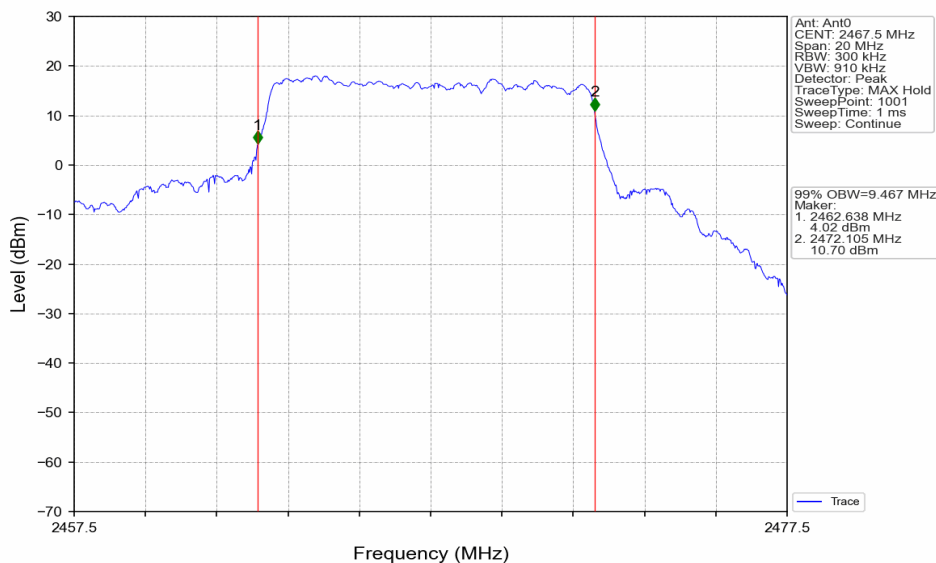
### 10M\_LCH\_2407.5MHz\_Ant0\_NTNV



### 10M\_MCH\_2437.5MHz\_Ant0\_NTNV

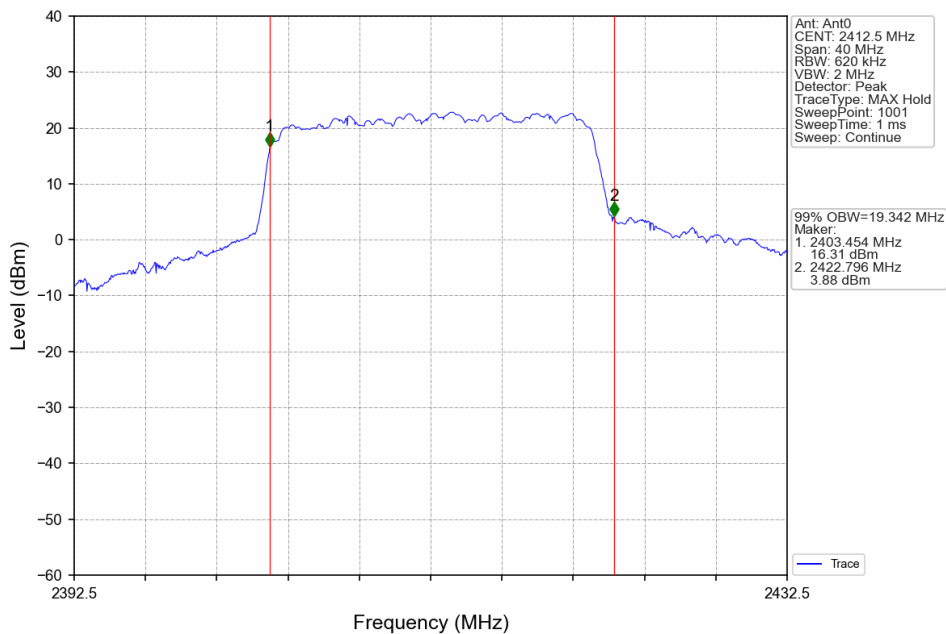


### 10M\_HCH\_2467.5MHz\_Ant0\_NTNV

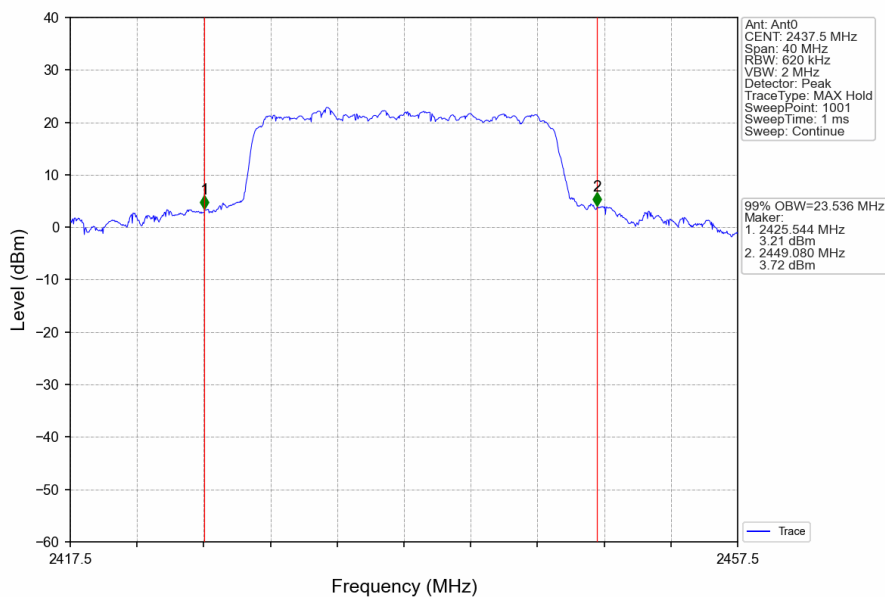




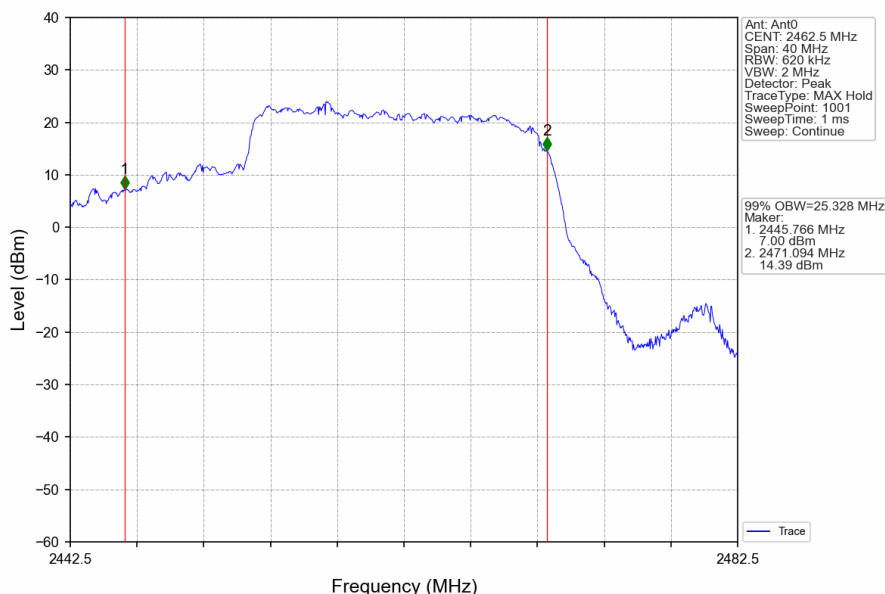
### 20M\_LCH\_2412.5MHz\_Ant0\_NTNV



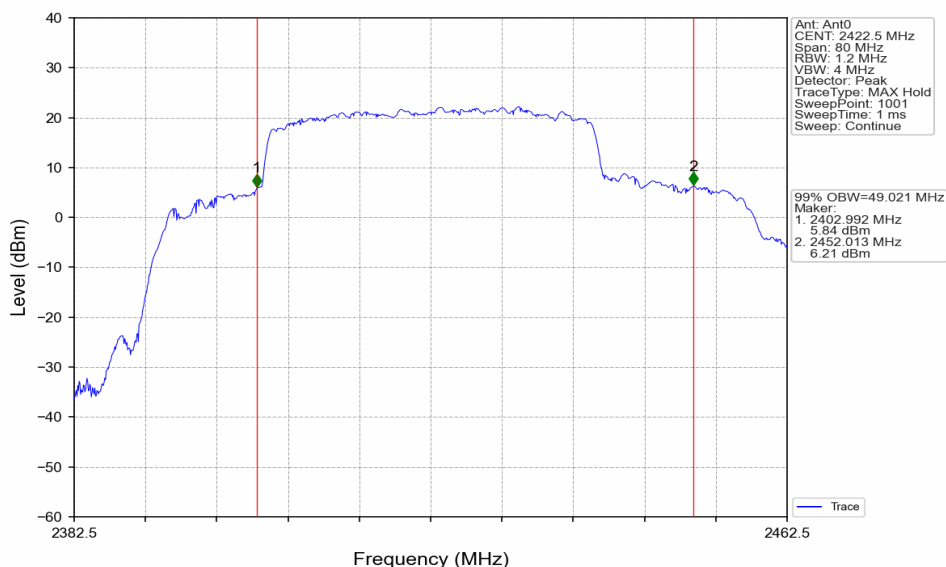
### 20M\_MCH\_2437.5MHz\_Ant0\_NTNV



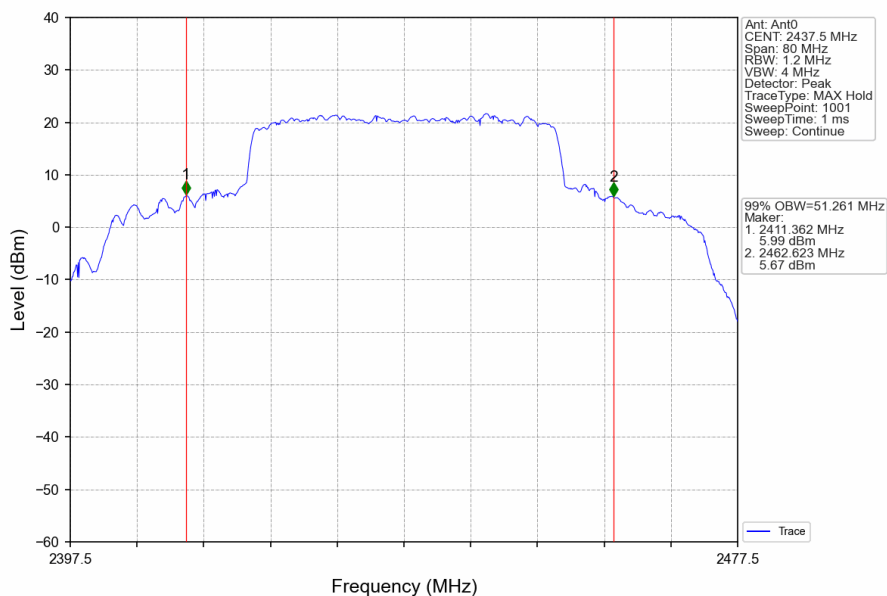
### 20M\_HCH\_2462.5MHz\_Ant0\_NTNV



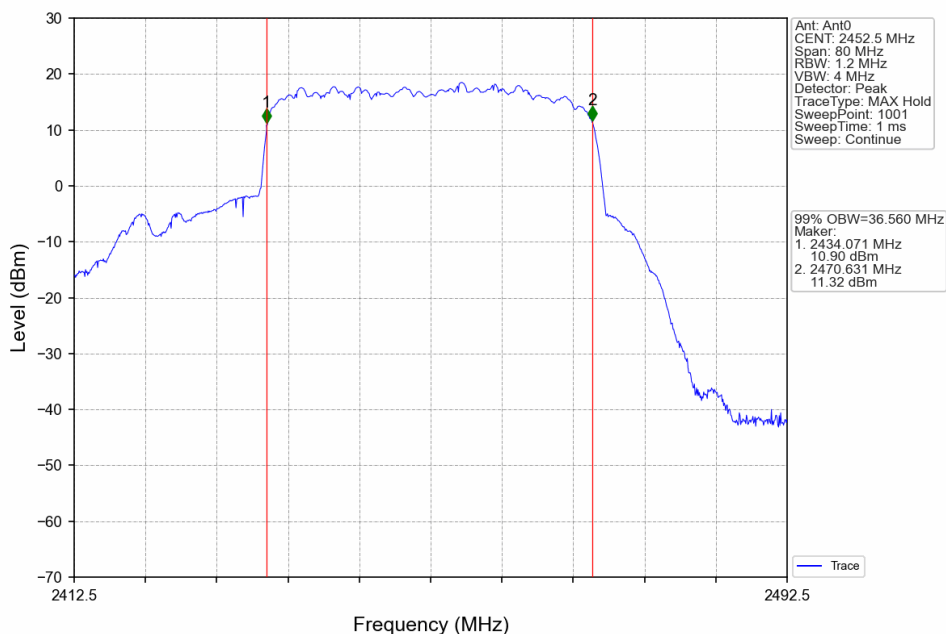
### 40M\_LCH\_2422.5MHz\_Ant0\_NTNV



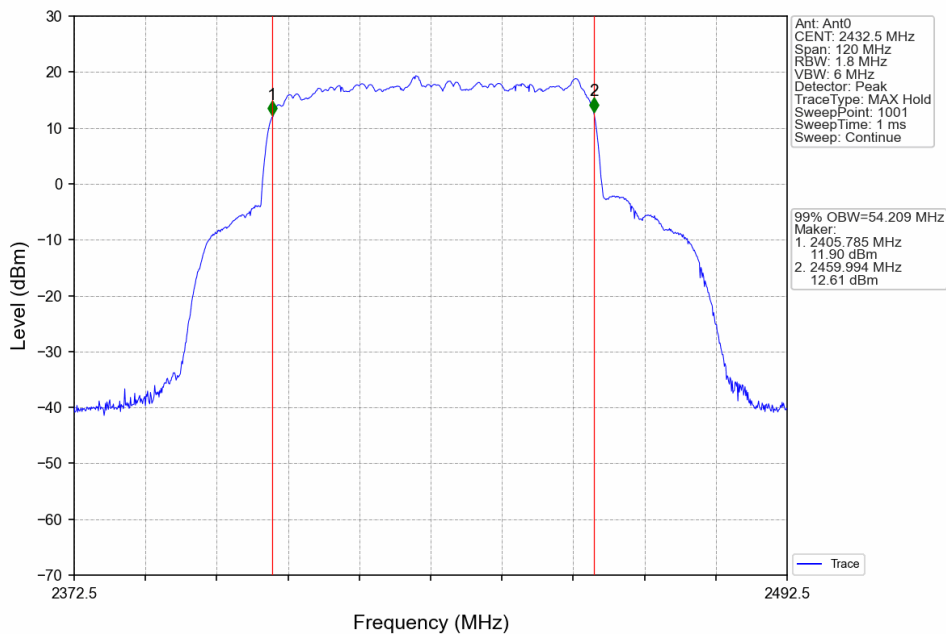
### 40M\_MCH\_2437.5MHz\_Ant0\_NTNV



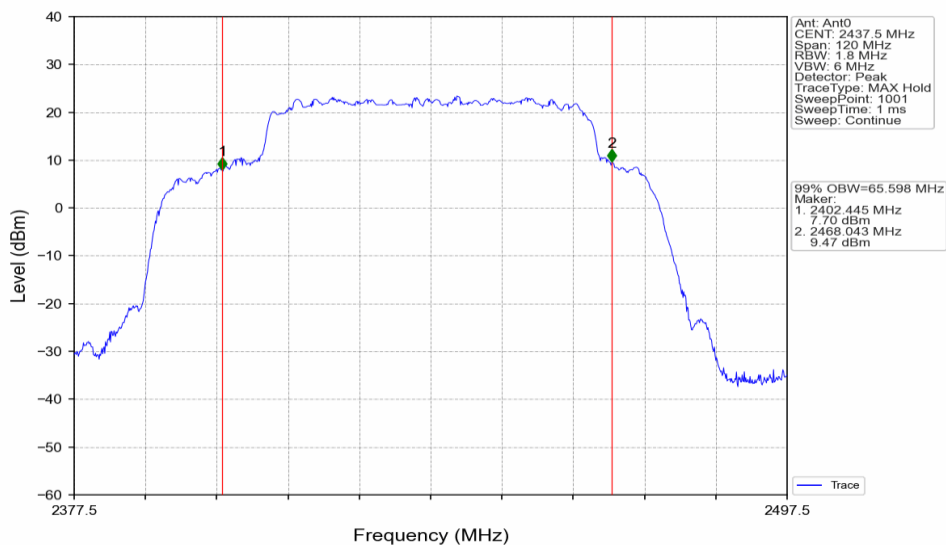
### 40M\_HCH\_2452.5MHz\_Ant0\_NTNV



### 60M\_LCH\_2432.5MHz\_Ant0\_NTNV

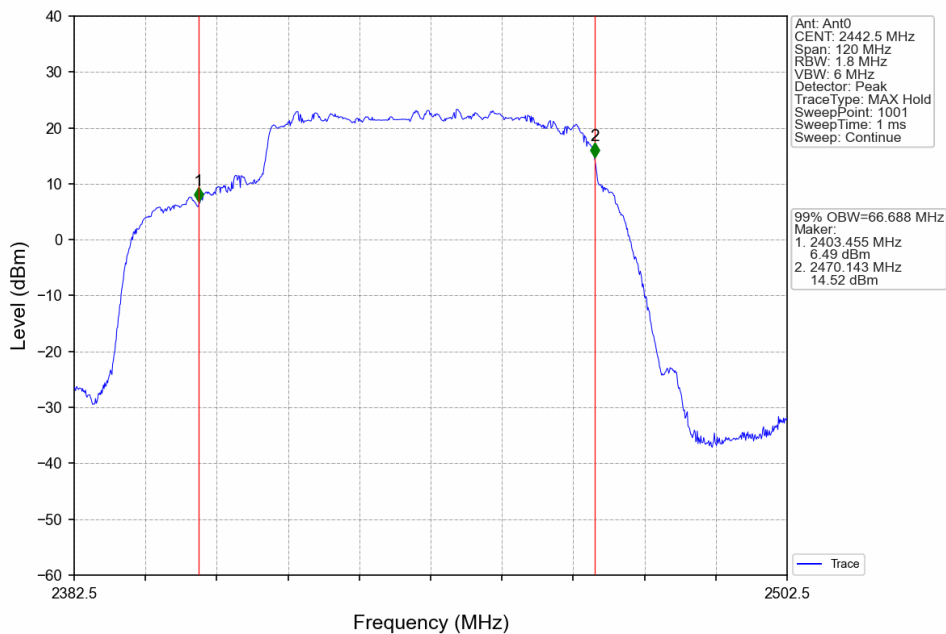


### 60M\_MCH\_2437.5MHz\_Ant0\_NTNV





### 60M\_HCH\_2442.5MHz\_Ant0\_NTNV



## SGS-CSTC Standards Technical Services Co., Ltd. Shenzhen Branch

SZEMC-TRF-01 Rev. A/0 Aug01,2022

Report No.: SZCR230400100905

Page: 134 of 437

### 2.2 6dB BW

#### 2.2.1 Test Result

Mode	TX Type	Frequency (MHz)	ANT	6dB Bandwidth (MHz)		Verdict
				Result	Limit	
1.4M	SISO	2403.5	0	1.129	$\geq 0.5$	Pass
		2437.5	0	1.191	$\geq 0.5$	Pass
		2469.12	0	1.147	$\geq 0.5$	Pass
3M	SISO	2405.5	0	2.250	$\geq 0.5$	Pass
		2437.88	0	2.212	$\geq 0.5$	Pass
		2468.2	0	1.884	$\geq 0.5$	Pass
5M	SISO	2404.5	0	4.353	$\geq 0.5$	Pass
		2437.74	0	4.349	$\geq 0.5$	Pass
		2469.5	0	2.669	$\geq 0.5$	Pass
10M	SISO	2407.5	0	8.975	$\geq 0.5$	Pass
		2437.5	0	9.056	$\geq 0.5$	Pass
		2467.5	0	9.039	$\geq 0.5$	Pass
20M	SISO	2412.5	0	17.923	$\geq 0.5$	Pass
		2437.5	0	17.985	$\geq 0.5$	Pass
		2462.5	0	15.747	$\geq 0.5$	Pass
40M	SISO	2422.5	0	35.963	$\geq 0.5$	Pass
		2437.5	0	36.041	$\geq 0.5$	Pass
		2452.5	0	35.958	$\geq 0.5$	Pass
60M	SISO	2432.5	0	48.514	$\geq 0.5$	Pass
		2437.5	0	53.590	$\geq 0.5$	Pass
		2442.5	0	53.587	$\geq 0.5$	Pass



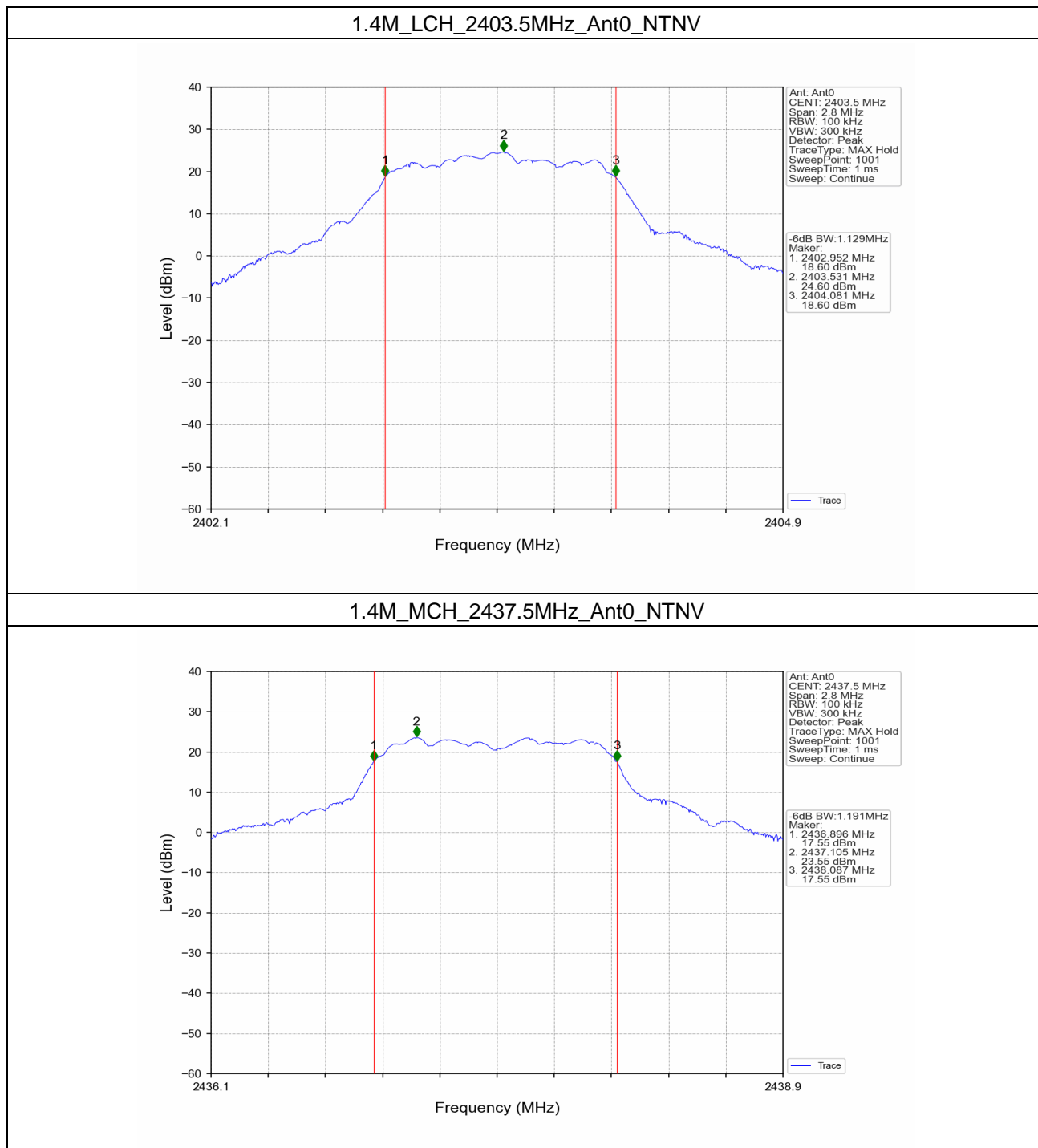
Unless otherwise agreed in writing, this document is issued by the Company subject to its General Conditions of Service printed overleaf, available on request or accessible at <https://www.sgs.com/en/Terms-and-Conditions>. Attention is drawn to the limitation of liability, indemnification and jurisdiction issues defined therein. Any holder of this document is advised that information contained hereon reflects the Company's findings at the time of its intervention only and within the limits of Client's instructions, if any. The Company's sole responsibility is to its Client and this document does not exonerate parties to a transaction from exercising all their rights and obligations under the transaction documents. This document cannot be reproduced except in full, without prior written approval of the Company. Any unauthorized alteration, forgery or falsification of the content or appearance of this document is unlawful and offenders may be prosecuted to the fullest extent of the law. Unless otherwise stated the results shown in this test report refer only to the sample(s) tested and such sample(s) are retained for 30 days only.

Attention: To check the authenticity of testing / inspection report & certificate, please contact us at telephone: (86-755) 8307 1443, or email: [CN.Doccheck@sgs.com](mailto:CN.Doccheck@sgs.com)

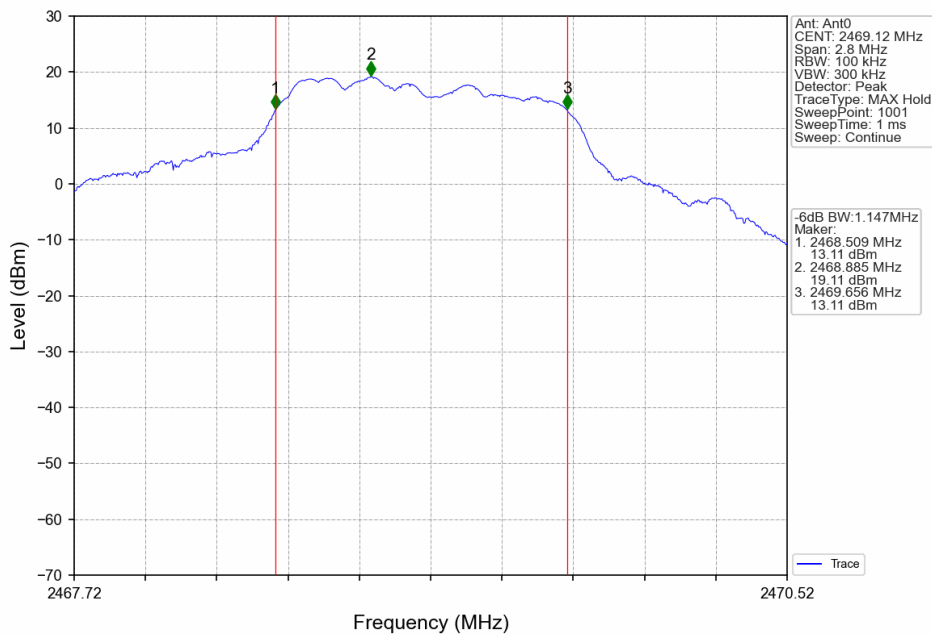
SGS-CSTC Standards Technical Services Co., Ltd.  
Shenzhen Branch Testing Center EEC Laboratory.

No.1 Workshop, M-10, Middle Section, Science & Technology Park, Nanshan District, Shenzhen, Guangdong, China 518057 t (86-755) 26012053 f (86-755) 26710594 www.sgs.com.cn  
中国·广东·深圳市南山区科技园中区M-10栋1号厂房 邮编: 518057 t (86-755) 26012053 f (86-755) 26710594 sgs.china@sgs.com

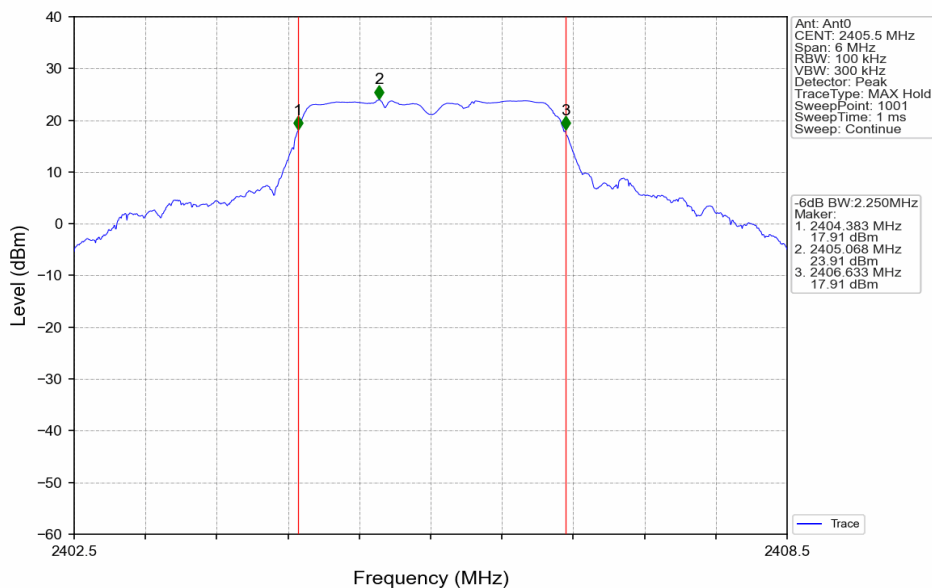
### 2.2.2 Test Graph



### 1.4M\_HCH\_2469.12MHz\_Ant0\_NTNV

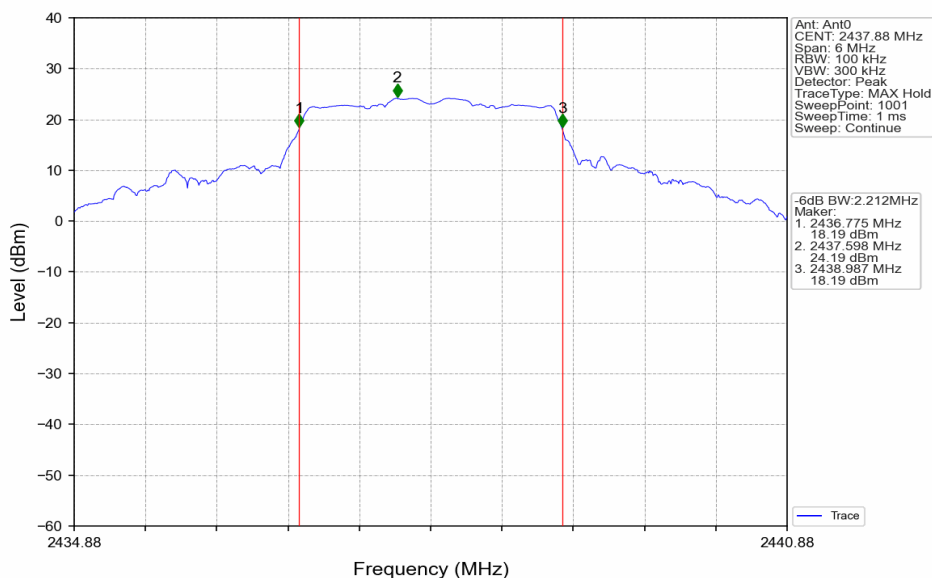


### 3M\_LCH\_2405.5MHz\_Ant0\_NTNV

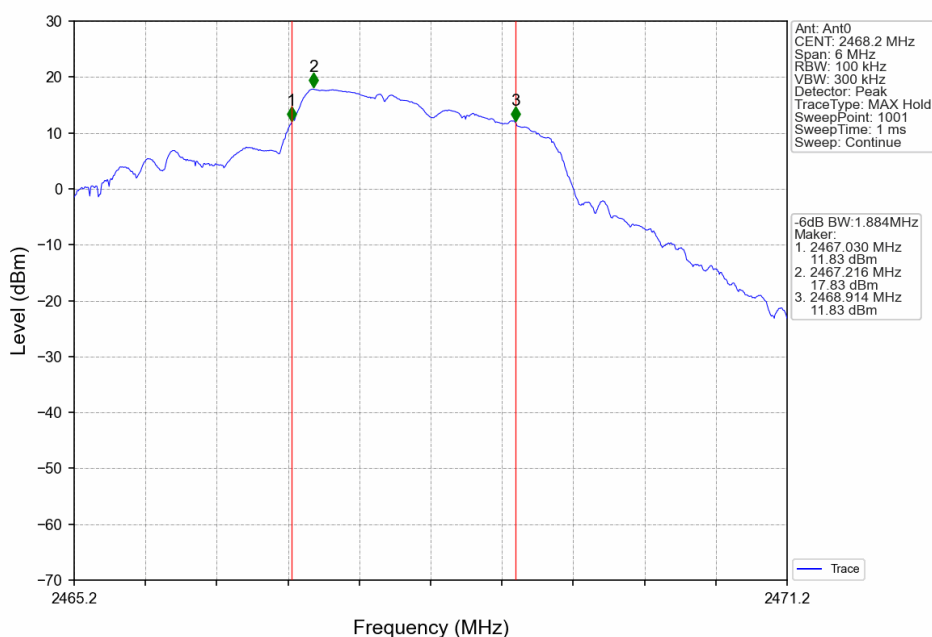




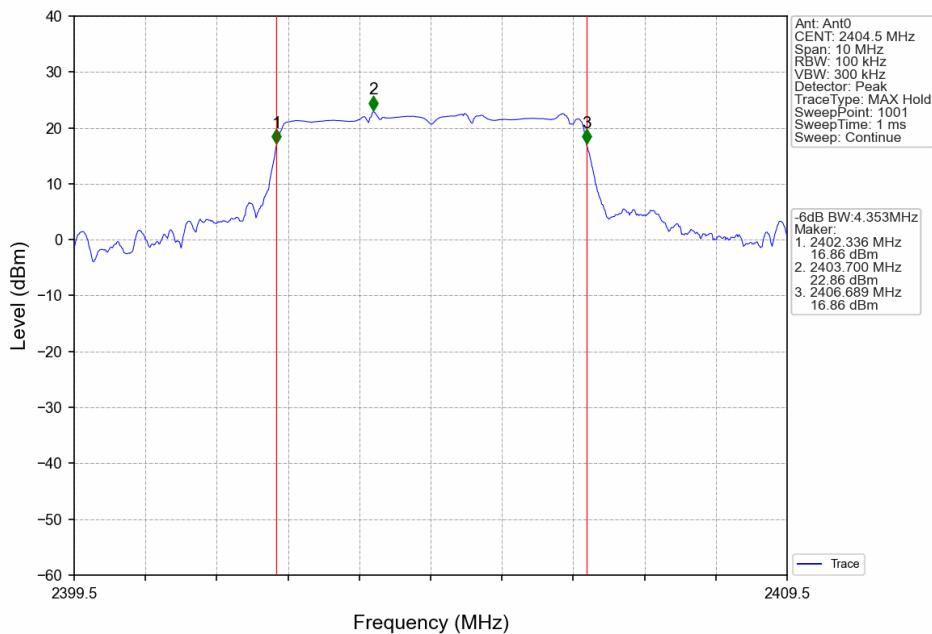
### 3M\_MCH\_2437.88MHz\_Ant0\_NTNV



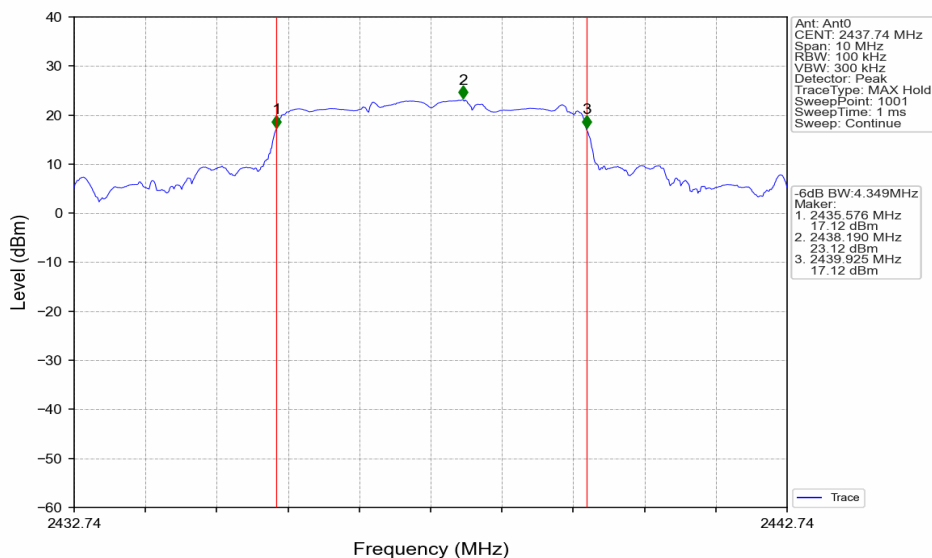
### 3M\_HCH\_2468.2MHz\_Ant0\_NTNV



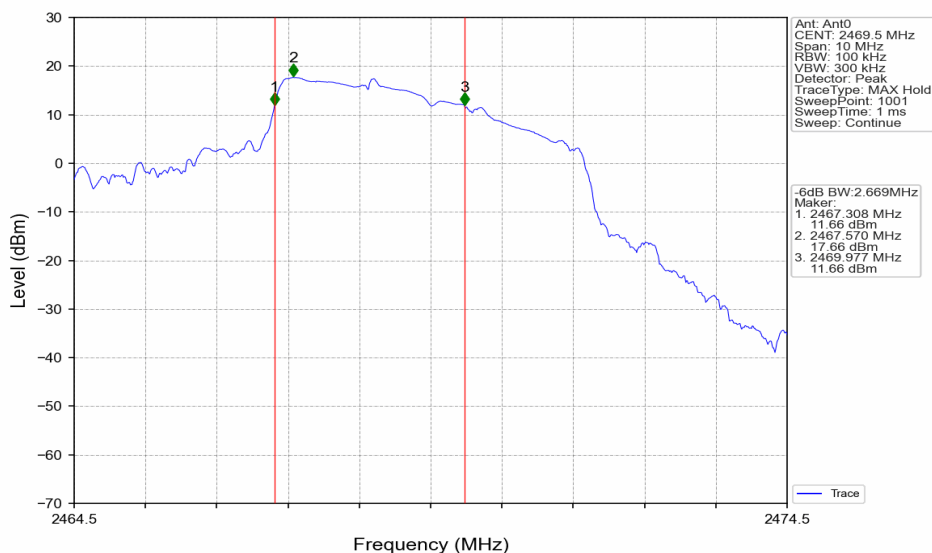
### 5M\_LCH\_2404.5MHz\_Ant0\_NTNV



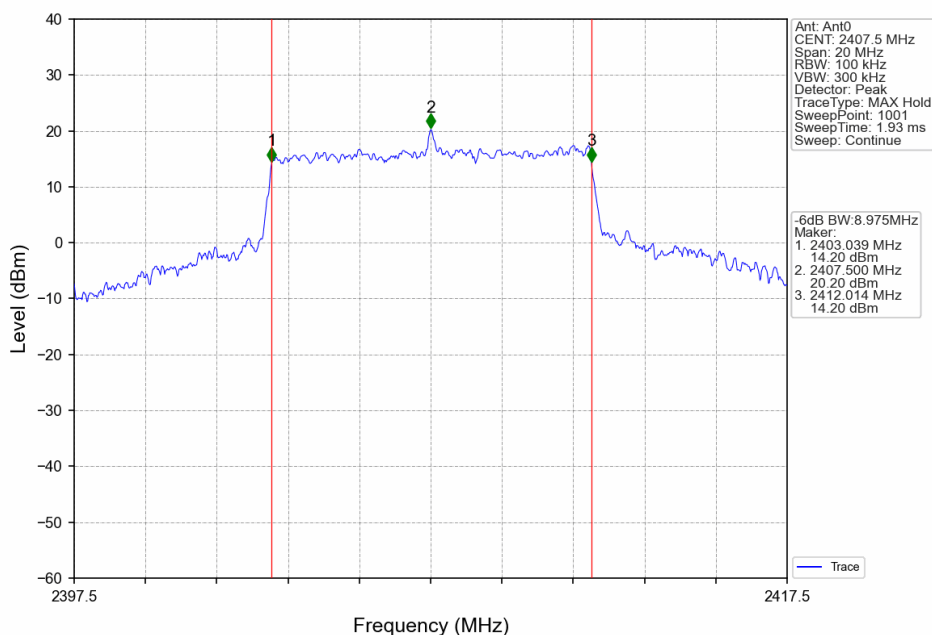
### 5M\_MCH\_2437.74MHz\_Ant0\_NTNV



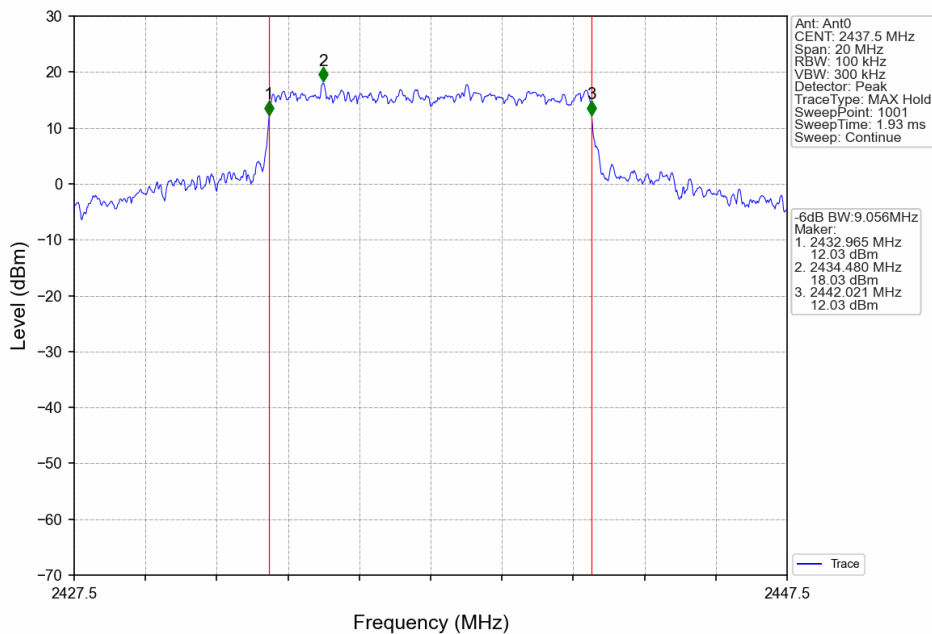
### 5M\_HCH\_2469.5MHz\_Ant0\_NTNV



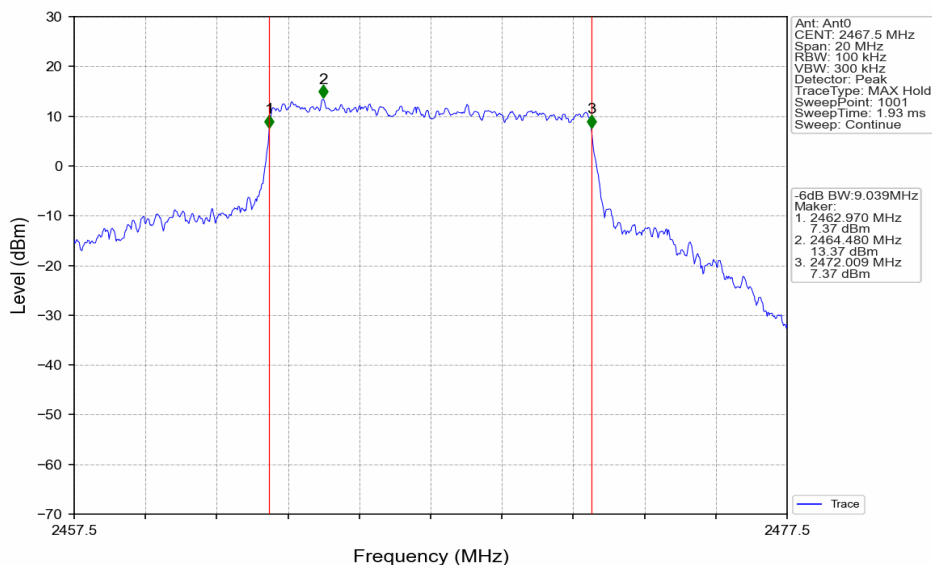
### 10M\_LCH\_2407.5MHz\_Ant0\_NTNV



### 10M\_MCH\_2437.5MHz\_Ant0\_NTNV

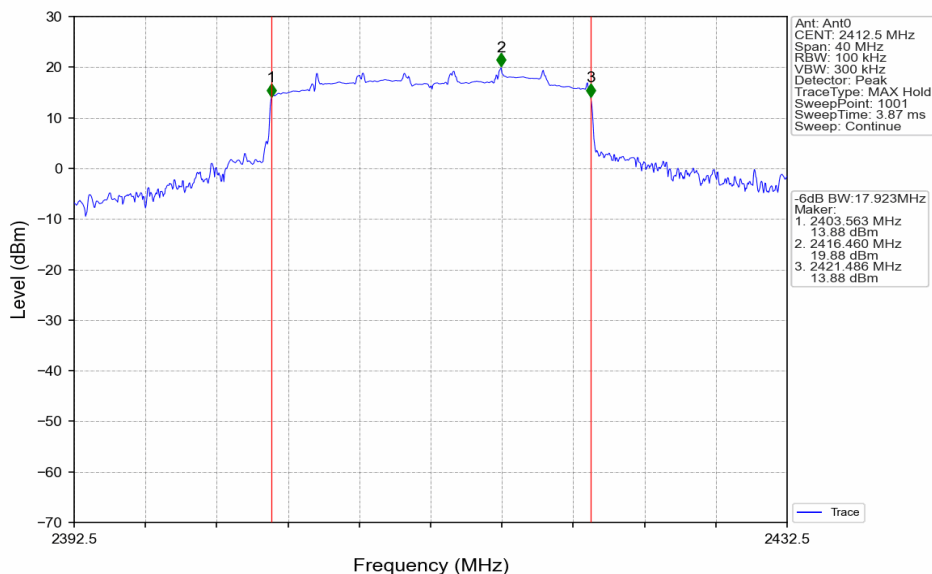


### 10M\_HCH\_2467.5MHz\_Ant0\_NTNV

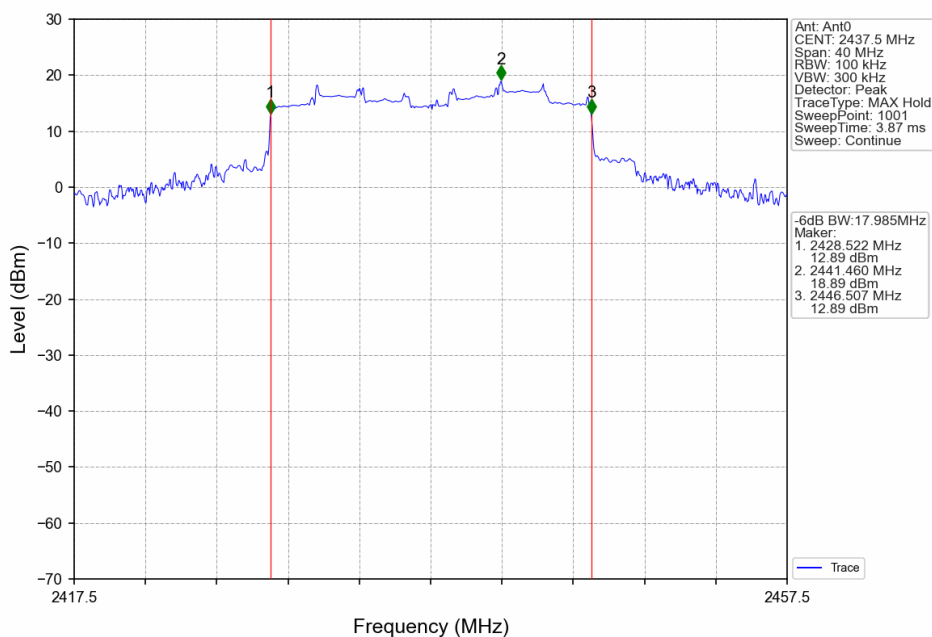




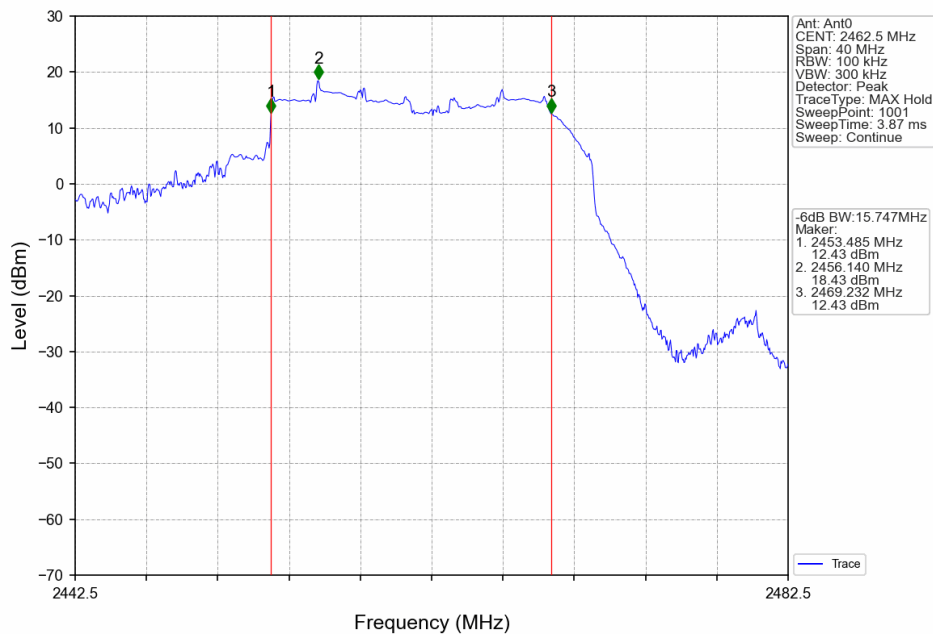
### 20M\_LCH\_2412.5MHz\_Ant0\_NTNV



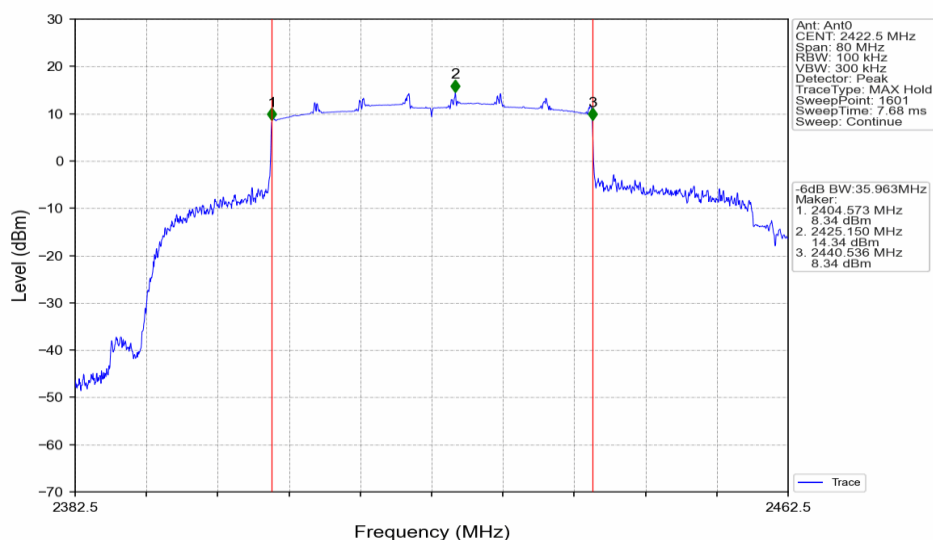
### 20M\_MCH\_2437.5MHz\_Ant0\_NTNV



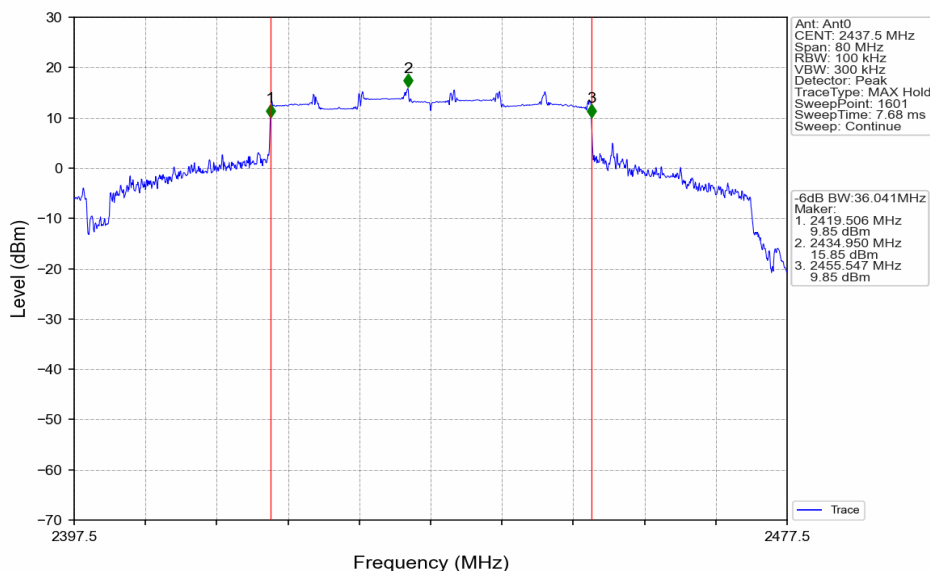
### 20M\_HCH\_2462.5MHz\_Ant0\_NTNV



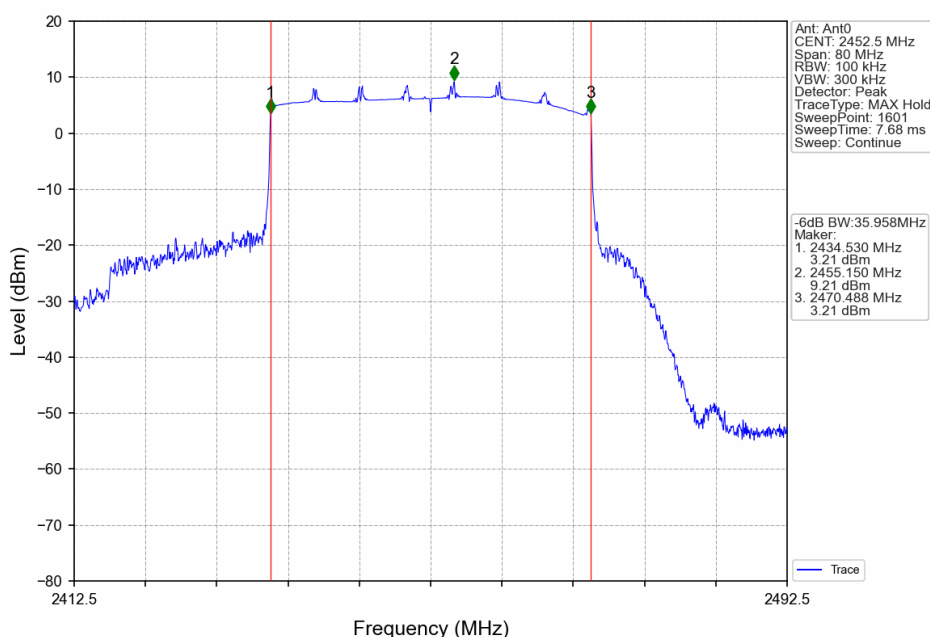
### 40M\_LCH\_2422.5MHz\_Ant0\_NTNV



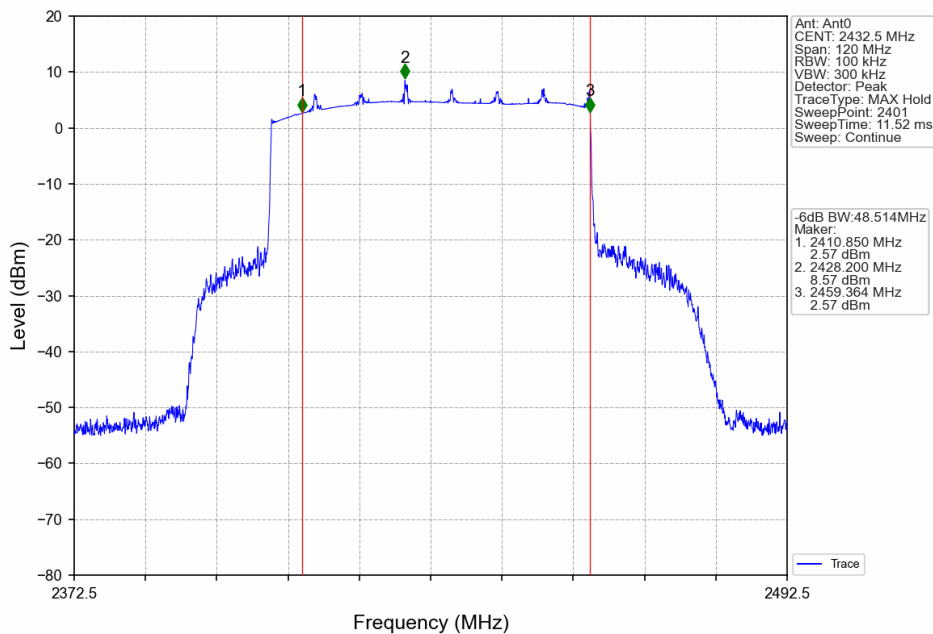
### 40M\_MCH\_2437.5MHz\_Ant0\_NTNV



### 40M\_HCH\_2452.5MHz\_Ant0\_NTNV



### 60M\_LCH\_2432.5MHz\_Ant0\_NTNV



### 60M\_MCH\_2437.5MHz\_Ant0\_NTNV

