

TEST REPORT

Application No.: SZEM1908017144CR
Applicant: LG Electronics USA, Inc.
Address of Applicant: 1000 Sylvan Ave. Englewood Cliffs, New Jersey, United States 07632
Manufacturer: Huaqin Telecom Technology Co., Ltd.
Address of Manufacturer: No.1 Building, No.9 Building, No.399, Keyuan Road, Zhangjiang Hi-tech Park, Shanghai, P.R.China
Factory: Dong Guan Huabel Electronic Technology Co., Ltd
Address of Factory: No.9 Industrial Northern Road, National High-Tech Industrial Development Zone, SongShan Lake, Dong Guan

Equipment Under Test (EUT):

EUT Name: Mobile Handset

Model No.: LM-X430FMW, LM-X430HM ♣

♣ Please refer to section 2 of this report which indicates which model was actually tested and which were electrically identical.

FCC ID: ZNFX430HM

Trade mark: LG

Standard(s) : 47 CFR Part 15, Subpart B

Date of Receipt: 2019-08-06

Date of Test: 2019-08-07 to 2019-08-08

Date of Issue: 2019-08-13

Test Result:	Pass*
---------------------	--------------



* In the configuration tested, the EUT complied with the standards specified above.

Keny Xu

Keny Xu
EMC Laboratory Manager



Revision Record				
Version	Chapter	Date	Modifier	Remark
01		2019-08-13		Original

Authorized for issue by:			
			
		<hr/> Damon Su /Project Engineer	
			
		<hr/> Eric Fu /Reviewer	



2 Test Summary

Emission Part				
Item	Standard	Method	Requirement	Result
Conducted Emissions at Mains Terminals (150kHz-30MHz)	47 CFR Part 15, Subpart B	ANSI C63.4:2014	Class B	Pass
Radiated Emissions (30MHz-1GHz)	47 CFR Part 15, Subpart B	ANSI C63.4:2014	Class B	Pass
Radiated Emissions (above 1GHz)	47 CFR Part 15, Subpart B	ANSI C63.4:2014	Class B	Pass

Internal Source	Upper Frequency
Below 1.705MHz	30MHz
1.705MHz to 108MHz	1GHz
108MHz to 500MHz	2GHz
500MHz to 1GHz	5GHz
Above 1GHz	5th harmonic of the highest frequency or 40GHz, whichever is lower

Remark:

Model No.: LM-X430FMW, LM-X430HM

Only the model LM-X430FMW was tested, since the electrical circuit design, layout, components used, internal wiring and functions were identical for the above models, with only difference on Software version and SIM card.



Unless otherwise agreed in writing, this document is issued by the Company subject to its General Conditions of Service printed overleaf, available on request or accessible at <http://www.sgs.com/en/Terms-and-Conditions.aspx> and, for electronic format documents, subject to Terms and Conditions for Electronic Documents at <http://www.sgs.com/en/Terms-and-Conditions/Terms-e-Documents.aspx>. Attention is drawn to the limitation of liability, indemnification and jurisdiction issues defined therein. Any holder of this document is advised that information contained hereon reflects the Company's findings at the time of its intervention only and within the limits of Client's instructions, if any. The Company's sole responsibility is to its Client and this document does not exonerate parties to a transaction from exercising all their rights and obligations under the transaction documents. This document cannot be reproduced except in full, without prior written approval of the Company. Any unauthorized alteration, forgery or falsification of the content or appearance of this document is unlawful and offenders may be prosecuted to the fullest extent of the law. Unless otherwise stated the results shown in this test report refer only to the sample(s) tested and such sample(s) are retained for 30 days only.
Attention: To check the authenticity of testing / inspection report & certificate, please contact us at telephone: (86-755) 8307 1443, or email: CN.Doccheck@sgs.com

SGS-CSTC Standards Technical Services Co., Ltd.
Shenzhen Branch Laboratory

No.1 Workshop, M-10, Middle Section, Science & Technology Park, Shenzhen, China 518057 t (86-755) 26012053 f (86-755) 26710594 www.sgsgroup.com.cn
中国·深圳·科技园中区M-10栋一号厂房 邮编: 518057 t (86-755) 26012053 f (86-755) 26710594 sgs.china@sgs.com

3 Contents

	Page
1 COVER PAGE	1
2 TEST SUMMARY	3
3 CONTENTS	4
4 GENERAL INFORMATION	5
4.1 DETAILS OF E.U.T.	5
4.2 DESCRIPTION OF SUPPORT UNITS	5
4.3 MEASUREMENT UNCERTAINTY	5
4.4 TEST LOCATION.....	6
4.5 TEST FACILITY.....	6
4.6 DEVIATION FROM STANDARDS.....	6
4.7 ABNORMALITIES FROM STANDARD CONDITIONS	6
5 EQUIPMENT LIST.....	7
6 EMISSION TEST RESULTS	9
6.1 CONDUCTED EMISSIONS AT MAINS TERMINALS (150KHZ-30MHZ)	9
6.1.1 E.U.T. Operation	9
6.1.2 Test Setup Diagram.....	10
6.1.3 Measurement Data	10
6.2 RADIATED EMISSIONS (30MHZ-1GHZ)	21
6.2.1 E.U.T. Operation	21
6.2.2 Test Setup Diagram.....	22
6.2.3 Measurement Data	22
6.3 RADIATED EMISSIONS (ABOVE 1GHZ).....	29
6.3.1 E.U.T. Operation	29
6.3.2 Test Setup Diagram.....	29
6.3.3 Measurement Data	30
7 PHOTOGRAPHS.....	35
7.1 TEST SETUP.....	35
7.2 EUT CONSTRUCTIONAL DETAILS (EUT PHOTOS).....	35

4 General Information

4.1 Details of E.U.T.

Power supply:	DC 3.82V from internal rechargeable battery or from AC/DC adapter Model No.: MCS-V01WR AC Input: 100-240V 50/60Hz 0.2A DC Output: DC 5V 1.2A
Cable:	USB cable: 100cm shielded Earphone cable: 115cm unshielded

4.2 Description of Support Units

Description	Manufacturer	Model No.	Serial No.
Laptop	Lenovo	T430u	REF.No.SEA1800
Mouse	Lenovo	M-U0025-O	REF. No.:SEA2400
Router	NETGEAR	DGN2200	REF. No.SEA2200

4.3 Measurement Uncertainty

No.	Item	Measurement Uncertainty
1	Conduction Emission	$\pm 3.0\text{dB}$ (150kHz to 30MHz)
2	Radiated Emission	$\pm 4.5\text{dB}$ (30MHz-1GHz)
		$\pm 4.8\text{dB}$ (1GHz-6GHz)
3	Temperature test	$\pm 1^\circ\text{C}$
4	Humidity test	$\pm 3\%$

4.4 Test Location

All tests were performed at:

SGS-CSTC Standards Technical Services Co., Ltd., Shenzhen Branch

No. 1 Workshop, M-10, Middle Section, Science & Technology Park, Shenzhen, Guangdong, China. 518057.

Tel: +86 755 2601 2053 Fax: +86 755 2671 0594

No tests were sub-contracted.

4.5 Test Facility

The test facility is recognized, certified, or accredited by the following organizations:

- **CNAS (No. CNAS L2929)**

CNAS has accredited SGS-CSTC Standards Technical Services Co., Ltd. Shenzhen Branch EMC Lab to ISO/IEC 17025:2005 General Requirements for the Competence of Testing and Calibration Laboratories (CNAS-CL01 Accreditation Criteria for the Competence of Testing and Calibration Laboratories) for the competence in the field of testing.

- **A2LA (Certificate No. 3816.01)**

SGS-CSTC Standards Technical Services Co., Ltd., Shenzhen EMC Laboratory is accredited by the American Association for Laboratory Accreditation(A2LA). Certificate No. 3816.01.

- **VCCI**

The 3m Fully-anechoic chamber for above 1GHz, 10m Semi-anechoic chamber for below 1GHz, Shielded Room for Mains Port Conducted Interference Measurement and Telecommunication Port Conducted Interference Measurement of SGS-CSTC Standards Technical Services Co., Ltd. have been registered in accordance with the Regulations for Voluntary Control Measures with Registration No.: G-20026, R-14188, C-12383 and T-11153 respectively.

- **FCC –Designation Number: CN1178**

SGS-CSTC Standards Technical Services Co., Ltd., Shenzhen EMC Laboratory has been recognized as an accredited testing laboratory.

Designation Number: CN1178. Test Firm Registration Number: 406779.

- **Innovation, Science and Economic Development Canada**

SGS-CSTC Standards Technical Services Co., Ltd., Shenzhen EMC Laboratory has been recognized by ISED as an accredited testing laboratory.

CAB identifier: CN0006.

IC#: 4620C.

4.6 Deviation from Standards

None

4.7 Abnormalities from Standard Conditions

None

5 Equipment List

Conducted Emissions at Mains Terminals (150kHz-30MHz)					
Equipment	Manufacturer	Model No	Inventory No	Cal Date	Cal Due Date
Shielding Room	ChangZhou ZhongYu	GB-88	SEM001-06	2019-06-13	2024-06-12
Measurement Software	AUDIX	e3 V8.2014-6-27	N/A	N/A	N/A
Coaxial Cable	SGS	N/A	SEM024-01	2019-07-11	2020-07-10
LISN	Rohde & Schwarz	ENV216	SEM007-01	2018-09-25	2019-09-24
LISN	ETS-LINDGREN	3816/2	SEM007-02	2019-04-01	2020-03-31
EMI Test Receiver	Rohde & Schwarz	ESCI	SEM004-02	2019-04-01	2020-03-31

Radiated Emissions (30MHz-1GHz)					
Equipment	Manufacturer	Model No	Inventory No	Cal Date	Cal Due Date
3m Semi-Anechoic Chamber	ETS-LINDGREN	N/A	SEM001-01	2017-08-05	2020-08-04
Measurement Software	AUDIX	e3 V8.2014-6-27	N/A	N/A	N/A
Coaxial Cable	SGS	N/A	SEM025-01	2019-07-11	2020-07-10
EMI Test Receiver	Agilent Technologies	N9038A	SEM004-05	2018-09-25	2019-09-24
BiConiLog Antenna (26-3000MHz)	ETS-LINDGREN	3142C	SEM003-01	2017-06-27	2020-06-26
Pre-amplifier (0.1-1300MHz)	Agilent Technologies	8447D	SEM005-01	2019-04-01	2020-03-31

Radiated Emissions (above 1GHz)					
Equipment	Manufacturer	Model No	Inventory No	Cal Date	Cal Due Date
3m Semi-Anechoic Chamber	AUDIX	N/A	SEM001-02	2018-03-13	2021-03-12
Measurement Software	AUDIX	e3 V8.2014-6-27	N/A	N/A	N/A
Coaxial Cable	SGS	N/A	SEM026-01	2019-07-11	2020-07-10
EXA Spectrum Analyzer	Agilent Technologies Inc	N9010A	SEM004-12	2019-04-12	2020-04-11
Horn Antenna (1-18GHz)	Rohde & Schwarz	HF907	SEM003-07	2018-04-13	2021-04-12
Pre-Amplifier (0.1-26.5GHz)	Compliance Directions Systems Inc.	PAP-0126	SEM004-11	2018-11-12	2019-11-11



Unless otherwise agreed in writing, this document is issued by the Company subject to its General Conditions of Service printed overleaf, available on request or accessible at <http://www.sgs.com/en/Terms-and-Conditions.aspx> and, for electronic format documents, subject to Terms and Conditions for Electronic Documents at <http://www.sgs.com/en/Terms-and-Conditions/Terms-e-Documents.aspx>. Attention is drawn to the limitation of liability, indemnification and jurisdiction issues defined therein. Any holder of this document is advised that information contained hereon reflects the Company's findings at the time of its intervention only and within the limits of Client's instructions, if any. The Company's sole responsibility is to its Client and this document does not exonerate parties to a transaction from exercising all their rights and obligations under the transaction documents. This document cannot be reproduced except in full, without prior written approval of the Company. Any unauthorized alteration, forgery or falsification of the content or appearance of this document is unlawful and offenders may be prosecuted to the fullest extent of the law. Unless otherwise stated the results shown in this test report refer only to the sample(s) tested and such sample(s) are retained for 30 days only.

Attention: To check the authenticity of testing / inspection report and certificate, please contact us at telephone: (86-755) 8307 1443, or email: CN.Doccheck@sgs.com

SGS-CSTC Standards Technical Services Co., Ltd.
Shenzhen Branch

No.1 Workshop, M-10, Middle Section, Science & Technology Park, Shenzhen, China 518057 t (86-755) 26012053 f (86-755) 26710594 www.sgs.com.cn
中国·深圳·科技园中区M-10栋一号厂房 邮编: 518057 t (86-755) 26012053 f (86-755) 26710594 sgs.china@sgs.com

General used equipment					
Equipment	Manufacturer	Model No	Inventory No	Cal Date	Cal Due Date
Humidity/ Temperature Indicator	Shanghai Meteorological Industry Factory	ZJ1-2B	SEM002-03	2018-09-27	2019-09-26
Humidity/ Temperature Indicator	Shanghai Meteorological Industry Factory	ZJ1-2B	SEM002-04	2018-09-27	2019-09-26
Humidity/ Temperature Indicator	Mingle	N/A	SEM002-08	2018-09-27	2019-09-26
Barometer	Changchun Meteorological Industry Factory	DYM3	SEM002-01	2019-04-04	2020-04-03



Unless otherwise agreed in writing, this document is issued by the Company subject to its General Conditions of Service printed overleaf, available on request or accessible at <http://www.sgs.com/en/Terms-and-Conditions.aspx> and, for electronic format documents, subject to Terms and Conditions for Electronic Documents at <http://www.sgs.com/en/Terms-and-Conditions/Terms-e-Documents.aspx>. Attention is drawn to the limitation of liability, indemnification and jurisdiction issues defined therein. Any holder of this document is advised that information contained hereon reflects the Company's findings at the time of its intervention only and within the limits of Client's instructions, if any. The Company's sole responsibility is to its Client and this document does not exonerate parties to a transaction from exercising all their rights and obligations under the transaction documents. This document cannot be reproduced except in full, without prior written approval of the Company. Any unauthorized alteration, forgery or falsification of the content or appearance of this document is unlawful and offenders may be prosecuted to the fullest extent of the law. Unless otherwise stated the results shown in this test report refer only to the sample(s) tested and such sample(s) are retained for 30 days only.

Attention: To check the authenticity of testing / inspection report & certificate, please contact us at telephone: (86-755) 8307 1443, or email: CN.Doccheck@sgs.com

SGS-CSTC Standards Technical Services Co., Ltd.
Shenzhen Branch (China) (SGS) Laboratory

No.1 Workshop, M-10, Middle Section, Science & Technology Park, Shenzhen, China 518057 t (86-755) 26012053 f (86-755) 26710594 www.sgs.com.cn
中国·深圳·科技园中区M-10栋一号厂房 邮编: 518057 t (86-755) 26012053 f (86-755) 26710594 sgs.china@sgs.com

6 Emission Test Results

6.1 Conducted Emissions at Mains Terminals (150kHz-30MHz)

Test Requirement: 47 CFR Part 15, Subpart B
Test Method: ANSI C63.4:2014
Frequency Range: 150kHz to 30MHz
Limit:
0.15M-0.5MHz 66dB(μV)-56dB(μV) quasi-peak, 56dB(μV)-46dB(μV) average
0.5M-5MHz 56dB(μV) quasi-peak, 46dB(μV) average
5M-30MHz 60dB(μV) quasi-peak, 50dB(μV) average
Detector: Peak for pre-scan (9kHz resolution bandwidth) 0.15M to 30MHz

6.1.1 E.U.T. Operation

Operating Environment:

Temperature: 19.7 °C Humidity: 51.6 % RH Atmospheric Pressure: 1005 mbar
Pretest these modes to find the worst case:
a: Transfer data between the EUT and the PC+USB cable
b: Telecom Idle+BT+WLAN+GPS Rx+playing MP4 (SD card) +earphone+battery+adapter

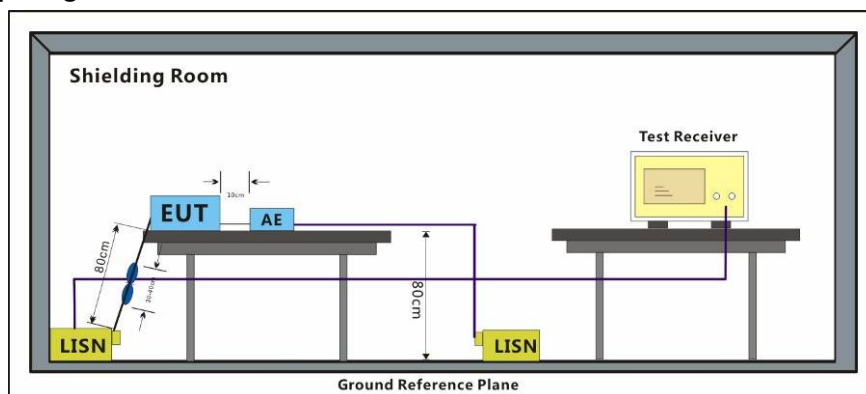
c: Telecom Idle+BT+WLAN+GPS Rx+camera (Front) +earphone+battery+adapter
d: Telecom Idle+BT+WLAN+GPS Rx+camera (Back) +earphone+battery+adapter
e: GSM 850+BT+WLAN+GPS Rx+FM Rx+earphone+battery+adapter
f: GSM 1900+BT+WLAN+GPS Rx+FM Rx+earphone+battery+adapter
g: WCDMA Band II+BT+WLAN+GPS Rx+FM Rx+earphone+battery+adapter
h: WCDMA Band IV+BT+WLAN+GPS Rx+FM Rx+earphone+battery+adapter
i: WCDMA Band V+BT+WLAN+GPS Rx+FM Rx+earphone+battery+adapter
j: LTE band 2+BT+WLAN+GPS Rx+FM Rx+earphone+battery+adapter

The worst case for final test:

a: Transfer data between the EUT and the PC+USB cable
b: Telecom Idle+BT+WLAN+GPS Rx+playing MP4 (SD card) +earphone+battery+adapter
c: Telecom Idle+BT+WLAN+GPS Rx+camera (Front) +earphone+battery+adapter
d: Telecom Idle+BT+WLAN+GPS Rx+camera (Back) +earphone+battery+adapter
e: GSM 850+BT+WLAN+GPS Rx+FM Rx+earphone+battery+adapter



6.1.2 Test Setup Diagram



6.1.3 Measurement Data

An initial pre-scan was performed with peak detector. Quasi-Peak or Average measurement were performed at the frequencies with maximized peak emission were detected.



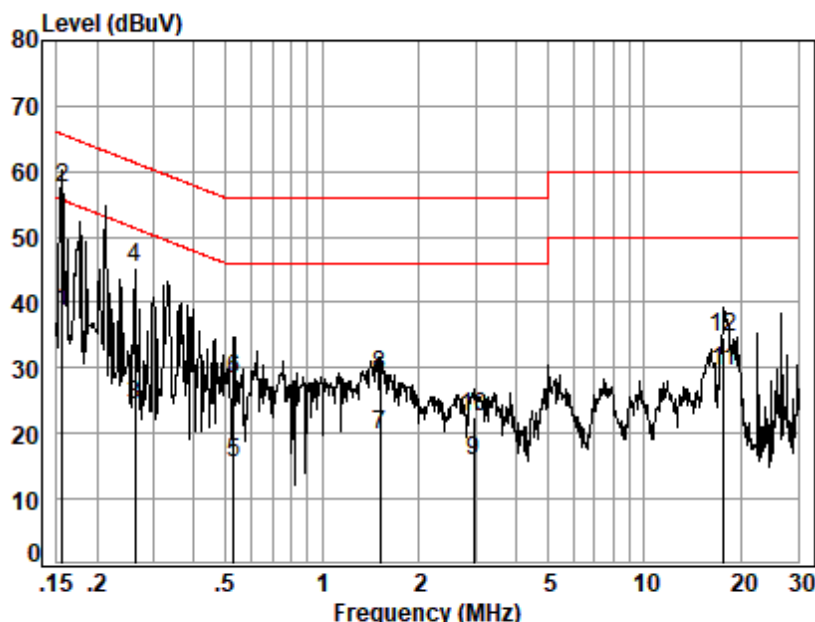
Unless otherwise agreed in writing, this document is issued by the Company subject to its General Conditions of Service printed overleaf, available on request or accessible at <http://www.sgs.com/en/Terms-and-Conditions.aspx>, and for electronic format documents, subject to Terms and Conditions for Electronic Documents at <http://www.sgs.com/en/Terms-and-Conditions/Terms-e-Documents.aspx>. Attention is drawn to the limitation of liability, indemnification and jurisdiction issues defined therein. Any holder of this document is advised that information contained hereon reflects the Company's findings at the time of its intervention only and within the limits of the Company's expertise, if any. The Company's sole responsibility is to its client. The present document is not binding on either party to a transaction, nor on either of their successors and assigns, unless it is incorporated into the transaction documents. The document cannot be altered, modified or amended in any way without the express written approval of the Company. Any unauthorized alteration, forgery or falsification of the content or appearance of this document is unlawful and offenders may be prosecuted to the fullest extent of the law. Unless otherwise stated the results shown in this test report refer only to the sample(s) tested and such sample(s) are retained for 30 days only.

For further information, contact your local SGS office or, for testing / inspection report & certificate, please contact us at telephone: (86-755) 8307 1443, or email: CN.Doccheck@sgs.com.

SGS-CSTC Standards Technical Services Co., Ltd.
Shenzhen Branch (Testing Center) EEC Laboratory.

No. 1 Workshop, M-10, Middle Section, Science & Technology Park, Shenzhen, China 518057 t (86-755) 26012053 f (86-755) 26710594 www.sgsgroup.com.cn
中国·深圳·科技园中区M-10栋一号厂房 邮编: 518057 t (86-755) 26012053 f (86-755) 26710594 sgs.china@sgs.com

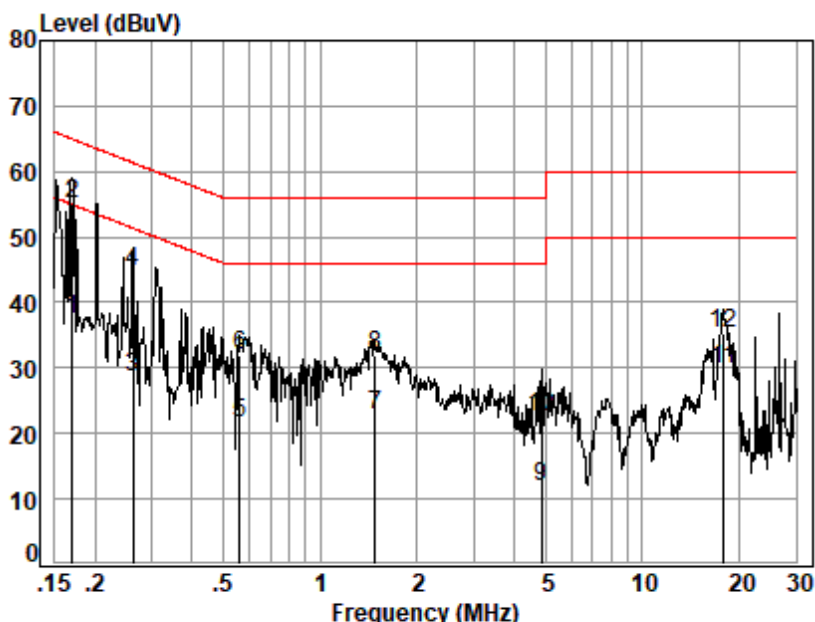
Mode:a; Line:Live Line



Site : Shielding Room
Condition: Line
Job No. : 17144CR
Test mode: a

	Freq	Cable Loss	LISN Factor	Read Level	Level	Limit Line	Over Limit	Remark
	MHz	dB	dB	dBuV	dBuV	dBuV	dB	
1	0.1557	0.01	9.66	29.08	38.75	55.69	-16.94	Average
2	0.1557	0.01	9.66	47.91	57.58	65.69	-8.11	QP
3	0.2616	0.03	9.67	14.55	24.25	51.38	-27.13	Average
4	0.2616	0.03	9.67	35.48	45.18	61.38	-16.20	QP
5	0.5322	0.06	9.67	5.85	15.58	46.00	-30.42	Average
6	0.5322	0.06	9.67	18.61	28.34	56.00	-27.66	QP
7	1.5113	0.13	9.73	9.86	19.72	46.00	-26.28	Average
8	1.5113	0.13	9.73	18.97	28.83	56.00	-27.17	QP
9	2.9619	0.16	9.71	6.00	15.87	46.00	-30.13	Average
10	2.9619	0.16	9.71	12.76	22.63	56.00	-33.37	QP
11	17.6611	0.23	10.19	19.03	29.45	50.00	-20.55	Average
12	17.6611	0.23	10.19	24.21	34.63	60.00	-25.37	QP

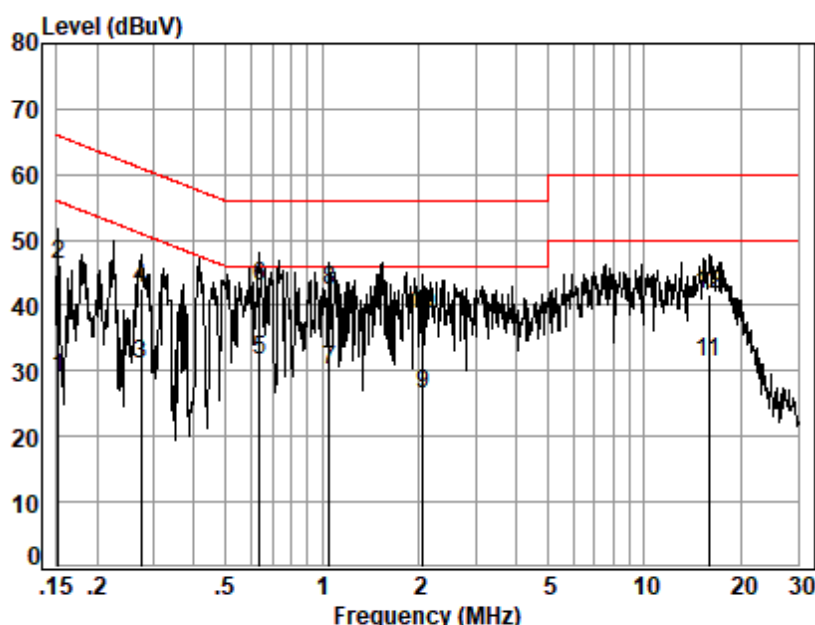
Mode:a; Line:Neutral Line



Site : Shielding Room
Condition: Neutral
Job No. : 17144CR
Test mode: a

	Freq	Cable Loss	LISN Factor	Read Level	Level	Limit Line	Over Limit	Remark
	MHz	dB	dB	dBuV	dBuV	dBuV	dB	
1	0.1694	0.02	9.64	27.89	37.55	54.99	-17.44	Average
2	0.1694	0.02	9.64	45.32	54.98	64.99	-10.01	QP
3	0.2616	0.03	9.64	19.02	28.69	51.38	-22.69	Average
4	0.2616	0.03	9.64	35.18	44.85	61.38	-16.53	QP
5	0.5611	0.07	9.64	11.96	21.67	46.00	-24.33	Average
6	0.5611	0.07	9.64	22.33	32.04	56.00	-23.96	QP
7	1.4796	0.13	9.70	12.95	22.78	46.00	-23.22	Average
8	1.4796	0.13	9.70	22.05	31.88	56.00	-24.12	QP
9	4.8480	0.17	9.71	1.97	11.85	46.00	-34.15	Average
10	4.8480	0.17	9.71	12.60	22.48	56.00	-33.52	QP
11	17.8493	0.23	10.21	19.32	29.76	50.00	-20.24	Average
12	17.8493	0.23	10.21	24.90	35.34	60.00	-24.66	QP

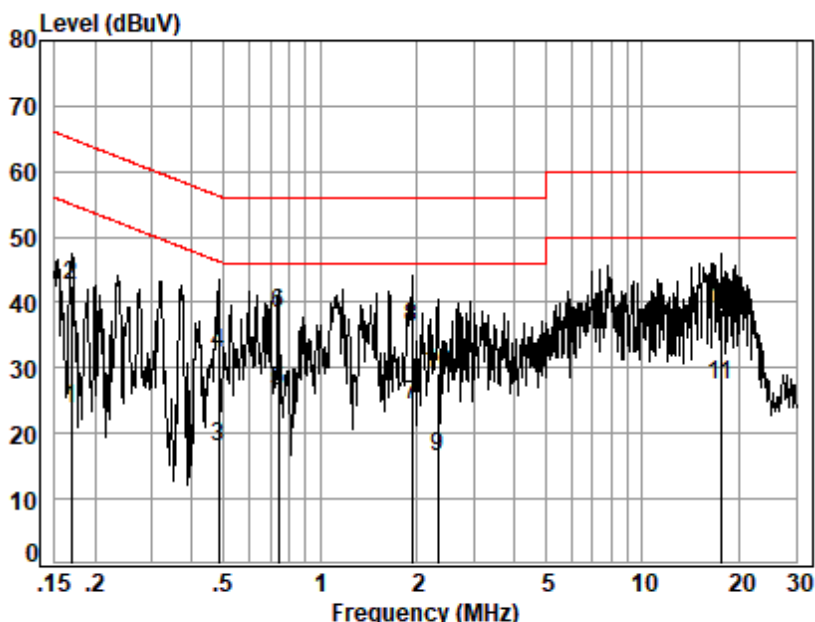
Mode:b; Line:Live Line



Site : Shielding Room
Condition: Line
Job No. : 17144CR
Test mode: b

	Freq	Cable Loss	LISN Factor	Read Level	Level	Limit Line	Over Limit	Remark
	MHz	dB	dB	dBuV	dBuV	dBuV	dB	
1	0.1516	0.01	9.66	19.11	28.78	55.91	-27.13	Average
2	0.1516	0.01	9.66	36.47	46.14	65.91	-19.77	QP
3	0.2744	0.04	9.67	21.30	31.01	50.98	-19.97	Average
4	0.2744	0.04	9.67	32.84	42.55	60.98	-18.43	QP
5	0.6372	0.07	9.67	21.79	31.53	46.00	-14.47	Average
6	0.6372	0.07	9.67	33.07	42.81	56.00	-13.19	QP
7	1.0541	0.09	9.74	20.28	30.11	46.00	-15.89	Average
8	1.0541	0.09	9.74	32.35	42.18	56.00	-13.82	QP
9	2.0549	0.16	9.72	16.55	26.43	46.00	-19.57	Average
10	2.0549	0.16	9.72	28.88	38.76	56.00	-17.24	QP
11	15.8854	0.22	10.29	20.72	31.23	50.00	-18.77	Average
12	15.8854	0.22	10.29	31.07	41.58	60.00	-18.42	QP

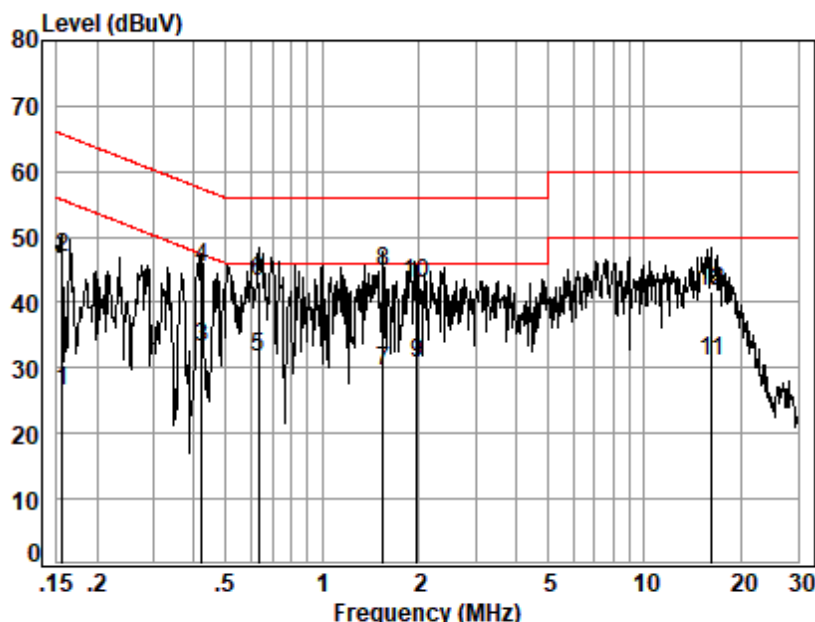
Mode:b; Line:Neutral Line



Site : Shielding Room
Condition: Neutral
Job No. : 17144CR
Test mode: b

	Freq	Cable Loss	LISN Factor	Read Level	Level	Limit Line	Over Limit	Remark
	MHz	dB	dB	dBuV	dBuV	dBuV	dB	
1	0.1685	0.01	9.64	13.94	23.59	55.03	-31.44	Average
2	0.1685	0.01	9.64	32.85	42.50	65.03	-22.53	QP
3	0.4837	0.06	9.64	8.11	17.81	46.27	-28.46	Average
4	0.4837	0.06	9.64	22.51	32.21	56.27	-24.06	QP
5	0.7430	0.08	9.68	16.75	26.51	46.00	-19.49	Average
6	0.7430	0.08	9.68	28.68	38.44	56.00	-17.56	QP
7	1.9284	0.16	9.69	14.35	24.20	46.00	-21.80	Average
8	1.9284	0.16	9.69	26.40	36.25	56.00	-19.75	QP
9	2.3213	0.16	9.68	6.73	16.57	46.00	-29.43	Average
10	2.3213	0.16	9.68	19.40	29.24	56.00	-26.76	QP
11	17.5678	0.23	10.23	16.80	27.26	50.00	-22.74	Average
12	17.5678	0.23	10.23	28.58	39.04	60.00	-20.96	QP

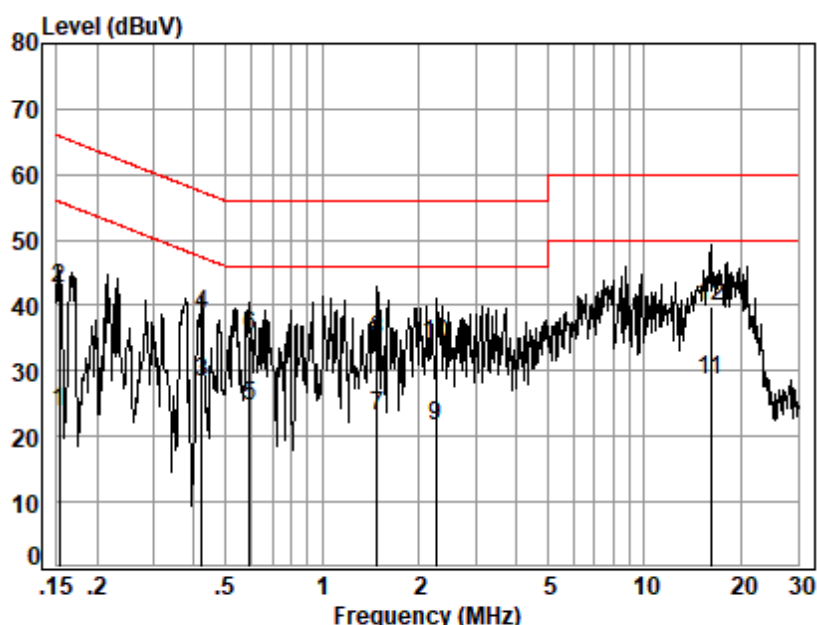
Mode:c; Line:Live Line



Site : Shielding Room
Condition: Line
Job No. : 17144CR
Test mode: c

	Freq	Cable Loss	LISN Factor	Read Level	Level	Limit Line	Over Limit	Remark
	MHz	dB	dB	dBuV	dBuV	dBuV	dB	
1	0.1557	0.01	9.66	16.66	26.33	55.69	-29.36	Average
2	0.1557	0.01	9.66	37.06	46.73	65.69	-18.96	QP
3	0.4215	0.05	9.67	23.35	33.07	47.42	-14.35	Average
4	0.4215	0.05	9.67	35.57	45.29	57.42	-12.13	QP
5	0.6338	0.07	9.67	21.95	31.69	46.00	-14.31	Average
6	0.6338	0.07	9.67	33.51	43.25	56.00	-12.75	QP
7	1.5436	0.13	9.73	19.76	29.62	46.00	-16.38	Average
8	1.5436	0.13	9.73	34.72	44.58	56.00	-11.42	QP
9	1.9697	0.16	9.72	20.76	30.64	46.00	-15.36	Average
10	1.9697	0.16	9.72	32.98	42.86	56.00	-13.14	QP
11	16.1399	0.22	10.28	20.49	30.99	50.00	-19.01	Average
12	16.1399	0.22	10.28	31.30	41.80	60.00	-18.20	QP

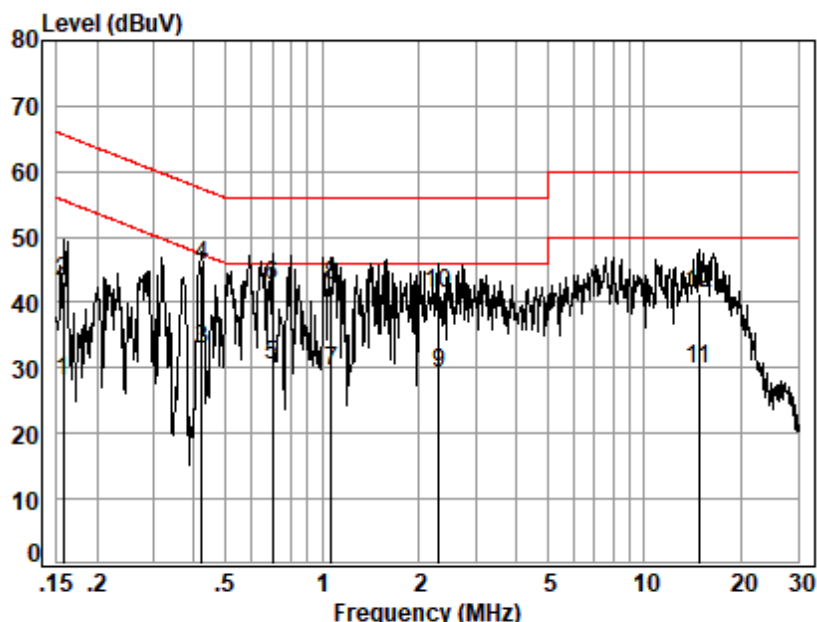
Mode:c; Line:Neutral Line



Site : Shielding Room
Condition: Neutral
Job No. : 17144CR
Test mode: c

	Freq	Cable Loss	LISN Factor	Read Level	Level	Limit Line	Over Limit	Remark
	MHz	dB	dB	dBuV	dBuV	dBuV	dB	
1	0.1532	0.01	9.63	13.96	23.60	55.82	-32.22	Average
2	0.1532	0.01	9.63	33.04	42.68	65.82	-23.14	QP
3	0.4215	0.05	9.65	18.56	28.26	47.42	-19.16	Average
4	0.4215	0.05	9.65	28.93	38.63	57.42	-18.79	QP
5	0.5948	0.07	9.64	14.99	24.70	46.00	-21.30	Average
6	0.5948	0.07	9.64	25.56	35.27	56.00	-20.73	QP
7	1.4796	0.13	9.70	13.23	23.06	46.00	-22.94	Average
8	1.4796	0.13	9.70	24.87	34.70	56.00	-21.30	QP
9	2.2606	0.16	9.68	11.87	21.71	46.00	-24.29	Average
10	2.2606	0.16	9.68	24.21	34.05	56.00	-21.95	QP
11	16.0546	0.22	10.31	17.92	28.45	50.00	-21.55	Average
12	16.0546	0.22	10.31	29.17	39.70	60.00	-20.30	QP

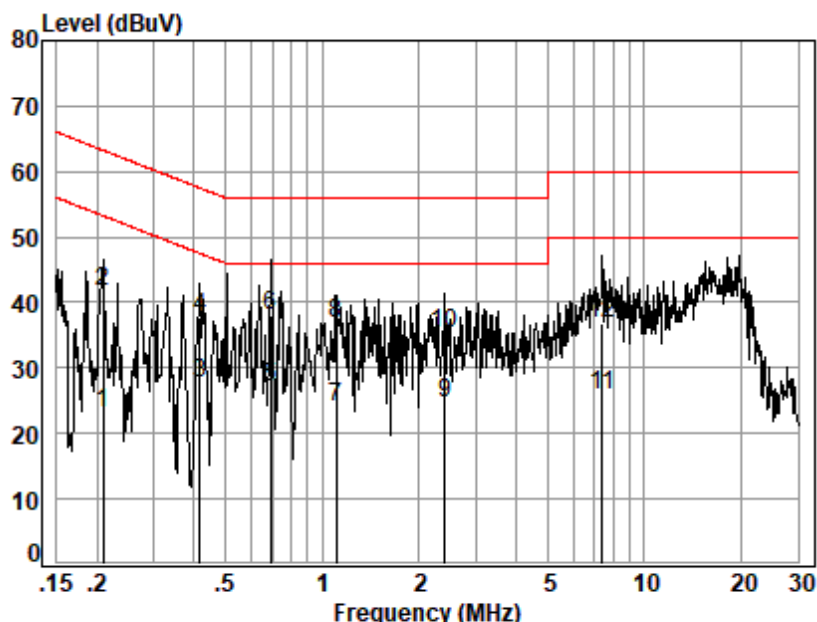
Mode:d; Line:Live Line



Site : Shielding Room
Condition: Line
Job No. : 17144CR
Test mode: d

	Freq	Cable Loss	LISN Factor	Read Level	Level	Limit Line	Over Limit	Remark
	MHz	dB	dB	dBuV	dBuV	dBuV	dB	
1	0.1573	0.01	9.66	18.20	27.87	55.60	-27.73	Average
2	0.1573	0.01	9.66	33.66	43.33	65.60	-22.27	QP
3	0.4237	0.05	9.67	22.99	32.71	47.37	-14.66	Average
4	0.4237	0.05	9.67	36.04	45.76	57.37	-11.61	QP
5	0.7010	0.07	9.68	20.70	30.45	46.00	-15.55	Average
6	0.7010	0.07	9.68	32.92	42.67	56.00	-13.33	QP
7	1.0710	0.10	9.74	19.72	29.56	46.00	-16.44	Average
8	1.0710	0.10	9.74	32.68	42.52	56.00	-13.48	QP
9	2.2968	0.16	9.71	19.33	29.20	46.00	-16.80	Average
10	2.2968	0.16	9.71	31.56	41.43	56.00	-14.57	QP
11	14.7497	0.21	10.33	19.35	29.89	50.00	-20.11	Average
12	14.7497	0.21	10.33	30.69	41.23	60.00	-18.77	QP

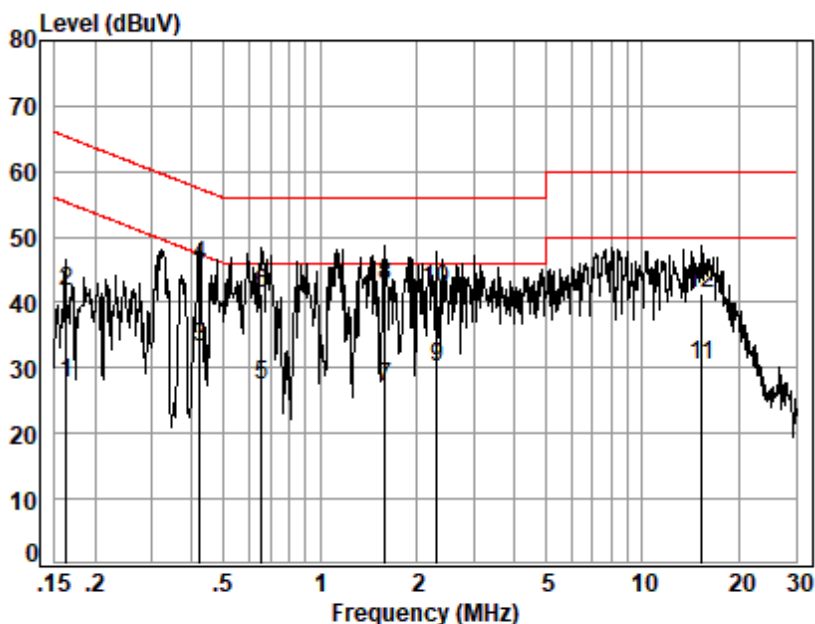
Mode:d; Line:Neutral Line



Site : Shielding Room
Condition: Neutral
Job No. : 17144CR
Test mode: d

	Freq	Cable Loss	LISN Factor	Read Level	Level	Limit Line	Over Limit	Remark
	MHz	dB	dB	dBuV	dBuV	dBuV	dB	
1	0.2083	0.02	9.64	13.42	23.08	53.27	-30.19	Average
2	0.2083	0.02	9.64	31.88	41.54	63.27	-21.73	QP
3	0.4171	0.05	9.65	17.92	27.62	47.51	-19.89	Average
4	0.4171	0.05	9.65	28.04	37.74	57.51	-19.77	QP
5	0.6936	0.07	9.65	17.25	26.97	46.00	-19.03	Average
6	0.6936	0.07	9.65	28.30	38.02	56.00	-17.98	QP
7	1.1056	0.10	9.70	14.13	23.93	46.00	-22.07	Average
8	1.1056	0.10	9.70	26.88	36.68	56.00	-19.32	QP
9	2.3962	0.16	9.68	14.72	24.56	46.00	-21.44	Average
10	2.3962	0.16	9.68	25.48	35.32	56.00	-20.68	QP
11	7.4071	0.17	9.77	15.92	25.86	50.00	-24.14	Average
12	7.4071	0.17	9.77	26.94	36.88	60.00	-23.12	QP

Mode:e; Line:Live Line



Site : Shielding Room
Condition: Line
Job No. : 17144CR
Test mode: e

	Freq	Cable Loss	LISN Factor	Read Level	Level	Limit Line	Over Limit	Remark
	MHz	dB	dB	dBuV	dBuV	dBuV	dB	
1	0.1624	0.01	9.66	17.98	27.65	55.34	-27.69	Average
2	0.1624	0.01	9.66	32.06	41.73	65.34	-23.61	QP
3	0.4237	0.05	9.67	23.47	33.19	47.37	-14.18	Average
4	0.4237	0.05	9.67	35.99	45.71	57.37	-11.66	QP
5	0.6578	0.07	9.68	17.72	27.47	46.00	-18.53	Average
6	0.6578	0.07	9.68	31.67	41.42	56.00	-14.58	QP
7	1.5935	0.14	9.73	17.15	27.02	46.00	-18.98	Average
8	1.5935	0.14	9.73	32.77	42.64	56.00	-13.36	QP
9	2.2968	0.16	9.71	20.18	30.05	46.00	-15.95	Average
10	2.2968	0.16	9.71	32.12	41.99	56.00	-14.01	QP
11	15.3070	0.21	10.33	19.89	30.43	50.00	-19.57	Average
12	15.3070	0.21	10.33	30.84	41.38	60.00	-18.62	QP

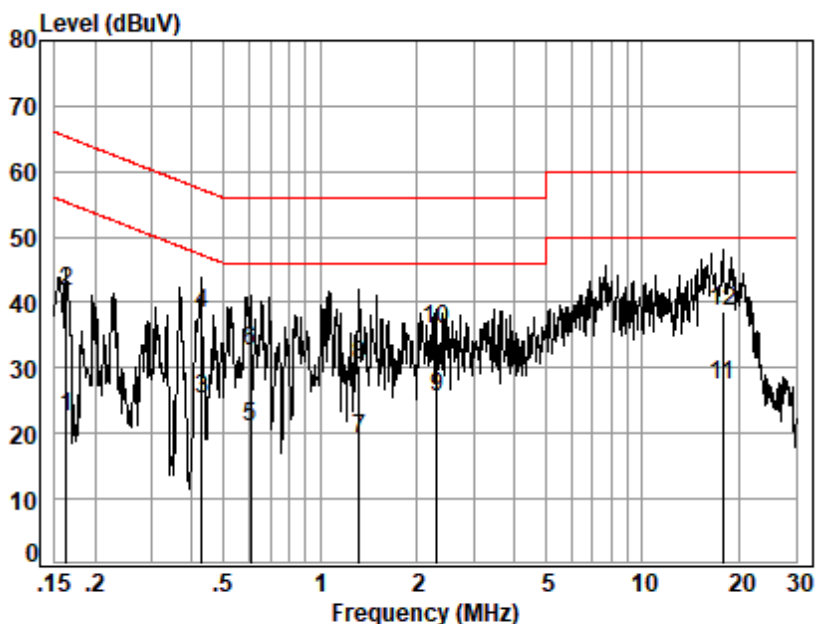


Unless otherwise agreed in writing, this document is issued by the Company subject to its General Conditions of Service printed overleaf, available on request or accessible at <http://www.sgs.com/en/Terms-and-Conditions.aspx> and, for electronic format documents, subject to Terms and Conditions for Electronic Documents at <http://www.sgs.com/en/Terms-and-Conditions/Terms-e-Documents.aspx>. Attention is drawn to the limitation of liability, indemnification and jurisdiction issues defined therein. Any holder of this document is advised that information contained hereon reflects the Company's findings at the time of its intervention only and within the limits of Client's instructions, if any. The Company's sole responsibility is to its Client and this document does not exonerate parties to a transaction from exercising all their rights and obligations under the transaction documents. This document cannot be reproduced except in full, without prior written approval of the Company. Any unauthorized alteration, forgery or falsification of the content or appearance of this document is unlawful and offenders may be prosecuted to the fullest extent of the law. Unless otherwise stated the results shown in this test report refer only to the sample(s) tested and such sample(s) are retained for 30 days only.

SGS-CSTC Standards Technical Services Co., Ltd.
Shenzhen Branch

No.1 Workshop, M-10, Middle Section, Science & Technology Park, Shenzhen, China 518057 t (86-755) 26012053 f (86-755) 26710594 www.sgs.com.cn
中国·深圳·科技园中区M-10栋一号厂房 邮编: 518057 t (86-755) 26012053 f (86-755) 26710594 sgs.china@sgs.com

Mode:e; Line:Neutral Line



Site : Shielding Room
Condition: Neutral
Job No. : 17144CR
Test mode: e

	Freq	Cable Loss	LISN Factor	Read Level	Level	Limit Line	Over Limit	Remark
	MHz	dB	dB	dBuV	dBuV	dBuV	dB	
1	0.1624	0.01	9.64	12.88	22.53	55.34	-32.81	Average
2	0.1624	0.01	9.64	32.15	41.80	65.34	-23.54	QP
3	0.4282	0.05	9.65	15.57	25.27	47.29	-22.02	Average
4	0.4282	0.05	9.65	28.53	38.23	57.29	-19.06	QP
5	0.6075	0.07	9.64	11.43	21.14	46.00	-24.86	Average
6	0.6075	0.07	9.64	22.94	32.65	56.00	-23.35	QP
7	1.3168	0.12	9.70	9.28	19.10	46.00	-26.90	Average
8	1.3168	0.12	9.70	20.61	30.43	56.00	-25.57	QP
9	2.2968	0.16	9.68	15.74	25.58	46.00	-20.42	Average
10	2.2968	0.16	9.68	25.96	35.80	56.00	-20.20	QP
11	17.7549	0.23	10.22	16.86	27.31	50.00	-22.69	Average
12	17.7549	0.23	10.22	28.14	38.59	60.00	-21.41	QP



Unless otherwise agreed in writing, this document is issued by the Company subject to its General Conditions of Service printed overleaf, available on request or accessible at <http://www.sgs.com/en/Terms-and-Conditions.aspx> and, for electronic format documents, subject to Terms and Conditions for Electronic Documents at <http://www.sgs.com/en/Terms-and-Conditions/Terms-e-Documents.aspx>. Attention is drawn to the limitation of liability, indemnification and jurisdiction issues defined therein. Any holder of this document is advised that information contained hereon reflects the Company's findings at the time of its intervention only and within the limits of Client's instructions, if any. The Company's sole responsibility is to its Client and this document does not exonerate parties to a transaction from exercising all their rights and obligations under the transaction documents. This document cannot be reproduced except in full, without prior written approval of the Company. Any unauthorized alteration, forgery or falsification of the content or appearance of this document is unlawful and offenders may be prosecuted to the fullest extent of the law. Unless otherwise stated the results shown in this test report refer only to the sample(s) tested and such sample(s) are retained for 30 days only.
Attention: To check the authenticity of testing / inspection report & certificate, please contact us at telephone: (86-755) 8307 1443, or email: CN.Doccheck@sgs.com

SGS-CSTC Standards Technical Services Co., Ltd.
Shenzhen Branch (SGS-CSTC Laboratory)

No.1 Workshop, M-10, Middle Section, Science & Technology Park, Shenzhen, China 518057 t (86-755) 26012053 f (86-755) 26710594 www.sgs.com.cn
中国·深圳·科技园中区M-10栋一号厂房 邮编: 518057 t (86-755) 26012053 f (86-755) 26710594 sgs.china@sgs.com

6.2 Radiated Emissions (30MHz-1GHz)

Test Requirement: 47 CFR Part 15, Subpart B
Test Method: ANSI C63.4:2014
Frequency Range: 30MHz to 1GHz
Measurement Distance: 3m
Limit:
30MHz -88MHz 40.0(dBμV/m) quasi-peak
88MHz-216MHz 43.5(dBμV/m) quasi-peak
216MHz-960MHz 46.0(dBμV/m) quasi-peak
960MHz-1000MHz 54.0(dBμV/m) quasi-peak
Detector: Peak for pre-scan (120kHz resolution bandwidth) 30M to1000MHz

6.2.1 E.U.T. Operation

Operating Environment:

Temperature: 23.9 °C Humidity: 54.9 % RH Atmospheric Pressure: 1005 mbar
Pretest these modes to find the worst case:
a: Transfer data between the EUT and the PC+USB cable
b: Telecom Idle+BT+WLAN+GPS Rx+playing MP4 (SD card) +earphone+battery+adapter

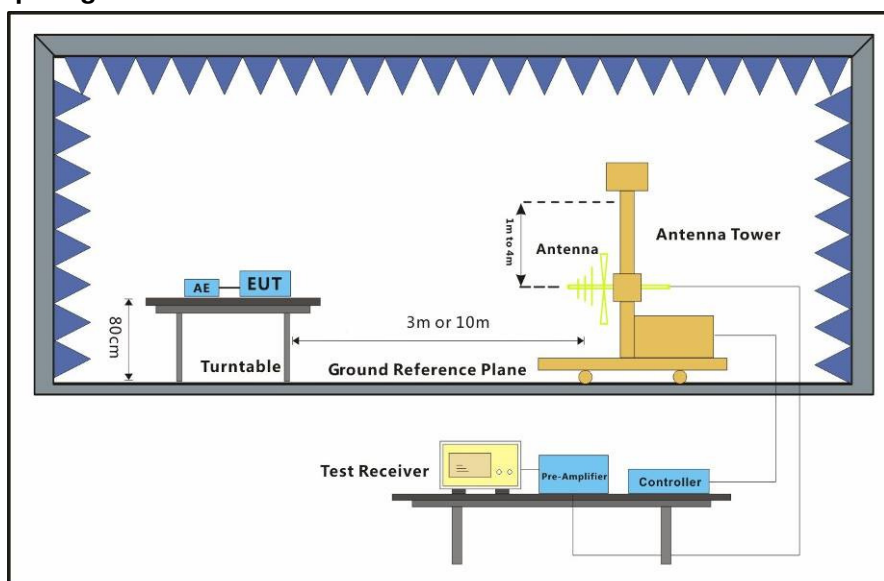
c: Telecom Idle+BT+WLAN+GPS Rx+camera (Front) +earphone+battery+adapter
d: Telecom Idle+BT+WLAN+GPS Rx+camera (Back) +earphone+battery+adapter
e: GSM 850+BT+WLAN+GPS Rx+FM Rx+earphone+battery+adapter
f: GSM 1900+BT+WLAN+GPS Rx+FM Rx+earphone+battery+adapter
g: WCDMA Band II+BT+WLAN+GPS Rx+FM Rx+earphone+battery+adapter
h: WCDMA Band IV+BT+WLAN+GPS Rx+FM Rx+earphone+battery+adapter
i: WCDMA Band V+BT+WLAN+GPS Rx+FM Rx+earphone+battery+adapter
j: LTE band 2+BT+WLAN+GPS Rx+FM Rx+earphone+battery+adapter

The worst case for final test:

a: Transfer data between the EUT and the PC+USB cable
d: Telecom Idle+BT+WLAN+GPS Rx+camera (Back) +earphone+battery+adapter
e: GSM 850+BT+WLAN+GPS Rx+FM Rx+earphone+battery+adapter



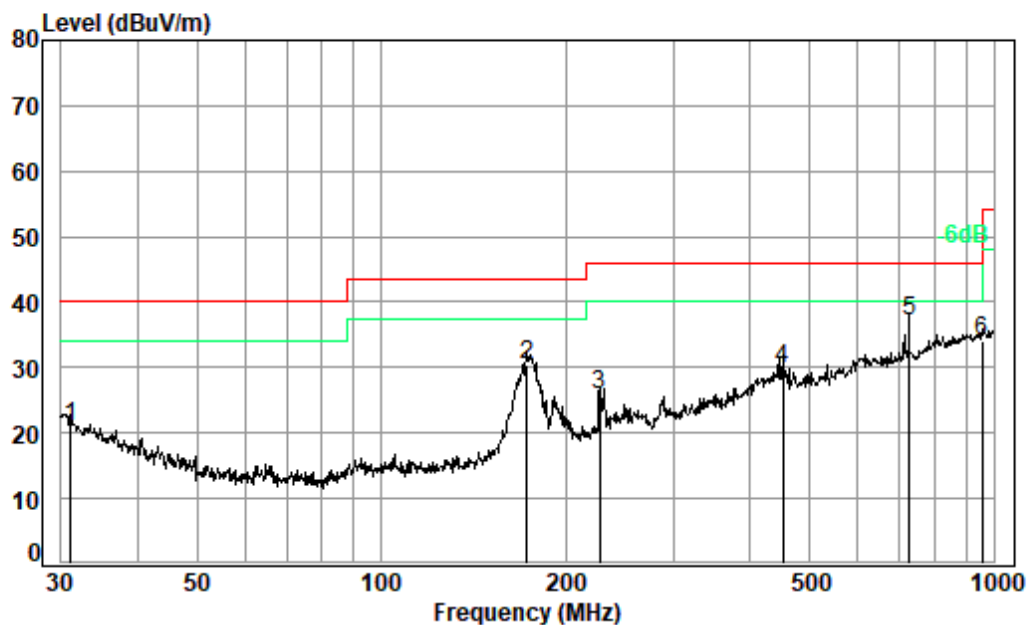
6.2.2 Test Setup Diagram



6.2.3 Measurement Data

An initial pre-scan was performed in the chamber using the spectrum analyser in peak detection mode. Quasi-peak measurements were conducted based on the peak sweep graph. The EUT was measured by BiConiLog antenna with 2 orthogonal polarities.

Mode:a; Polarization:Horizontal



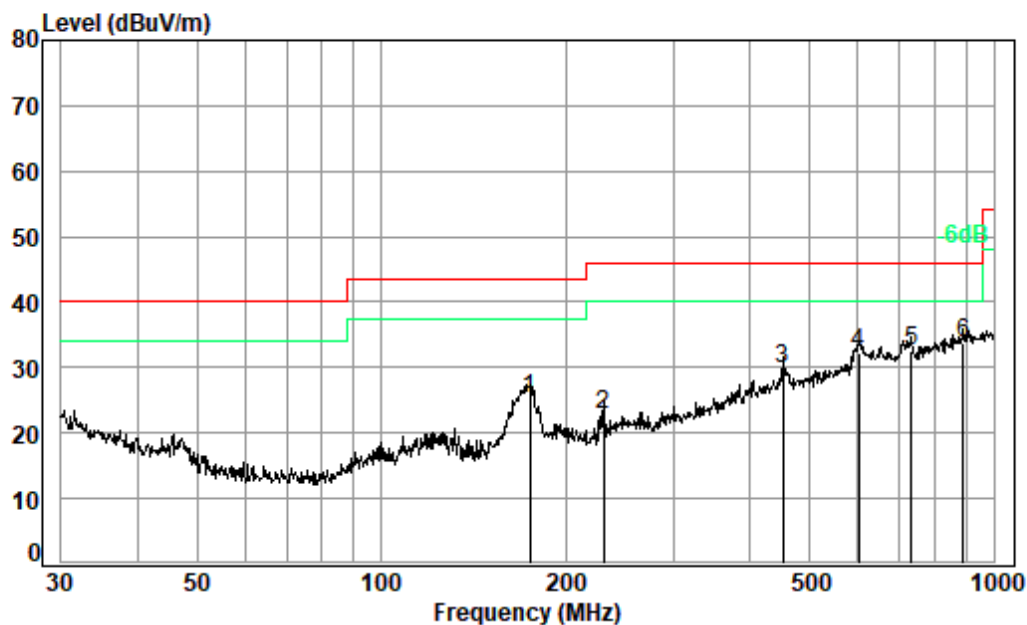
Condition: 3m HORIZONTAL

Job No. : 17144CR

Test mode: a

	Freq	Cable	Ant	Preamp	Read	Limit	Over
	MHz	Loss	Factor	Factor	Level	Line	Limit
	MHz	dB	dB/m	dB	dBuV	dBuV/m	dB
1	31.07	0.60	21.89	27.73	26.10	20.86	40.00 -19.14
2	172.60	1.36	15.76	27.27	40.54	30.39	43.50 -13.11
3	226.89	1.56	17.77	27.08	33.68	25.93	46.00 -20.07
4	452.72	2.42	23.62	27.65	31.52	29.91	46.00 -16.09
5 pp	726.81	2.99	28.07	27.87	33.78	36.97	46.00 -9.03
6	955.44	3.66	30.08	27.08	27.37	34.03	46.00 -11.97

Mode:a; Polarization:Vertical



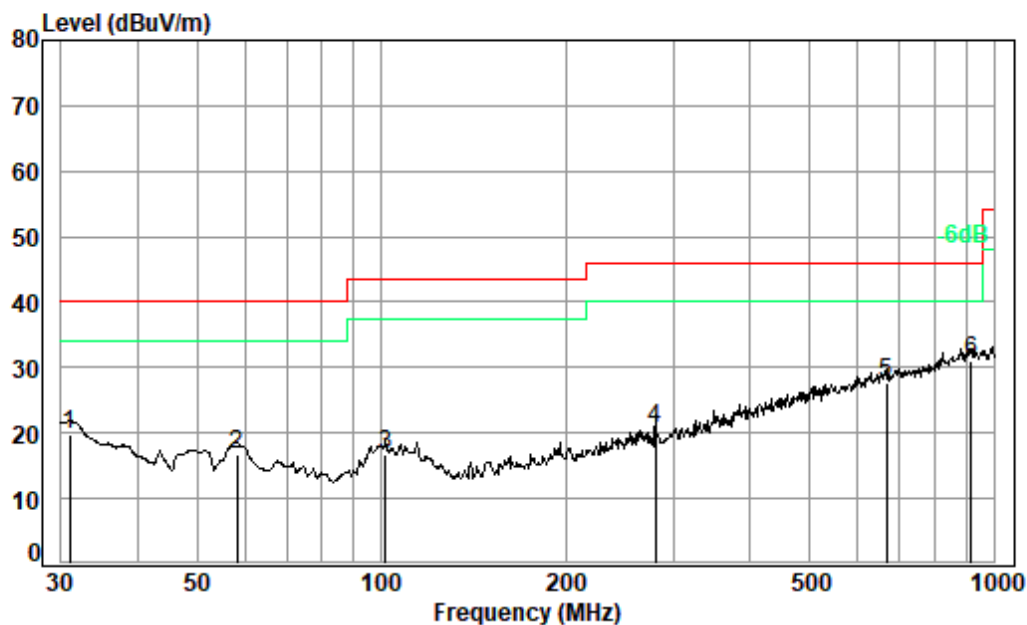
Condition: 3m VERTICAL

Job No. : 17144CR

Test mode: a

	Freq	Cable	Ant	Preamp	Read	Limit	Over
	MHz	Loss	Factor	Factor	Level	Line	Limit
	MHz	dB	dB/m	dB	dBuV	dBuV/m	dBuV/m
1	175.04	1.36	15.81	27.26	35.45	25.36	43.50
2	230.91	1.58	18.09	27.07	30.29	22.89	46.00
3	452.72	2.42	23.62	27.65	31.32	29.71	46.00
4	601.43	2.70	26.62	28.17	30.98	32.13	46.00
5	734.49	3.01	28.12	27.85	29.26	32.54	46.00
6 pp	890.73	3.56	29.69	27.33	27.93	33.85	46.00

Mode:d; Polarization:Horizontal



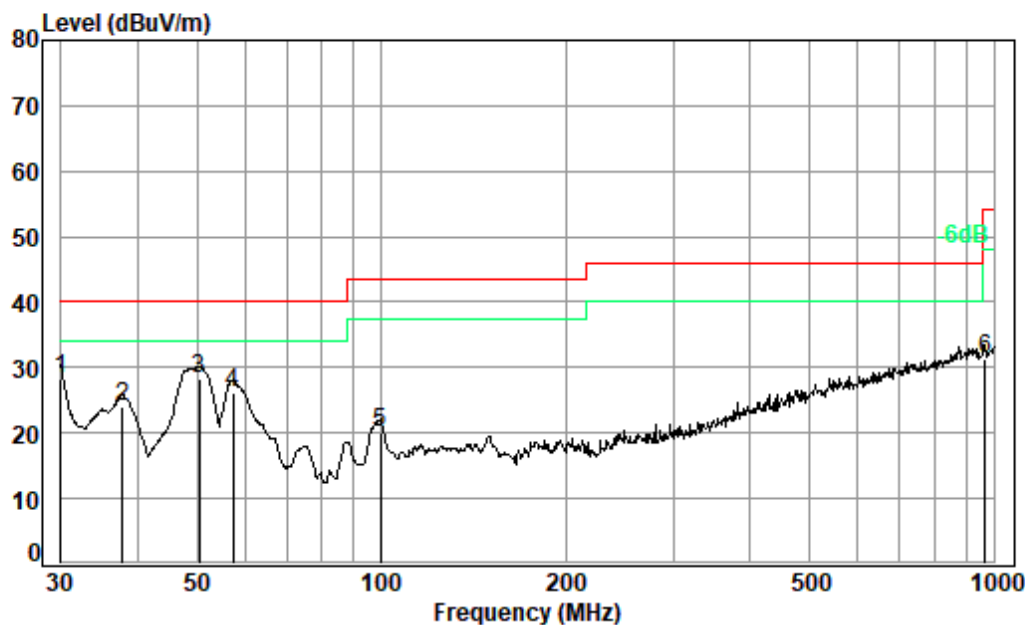
Condition: 3m HORIZONTAL

Job No. : 17144CR

Test mode: d

	Freq	Cable	Ant	Preamp	Read	Limit	Over
	MHz	Loss	Factor	Factor	Level	Line	Limit
	MHz	dB	dB/m	dB	dBuV	dBuV/m	dB
1	30.96	0.60	21.95	27.73	25.04	19.86	40.00 -20.14
2	58.20	0.80	13.37	27.68	30.19	16.68	40.00 -23.32
3	101.64	1.21	13.92	27.63	29.25	16.75	43.50 -26.75
4	280.02	1.81	18.80	26.94	27.00	20.67	46.00 -25.33
5	668.14	2.84	27.51	28.00	25.37	27.72	46.00 -18.28
6 pp	919.29	3.62	29.90	27.22	24.63	30.93	46.00 -15.07

Mode:d; Polarization:Vertical



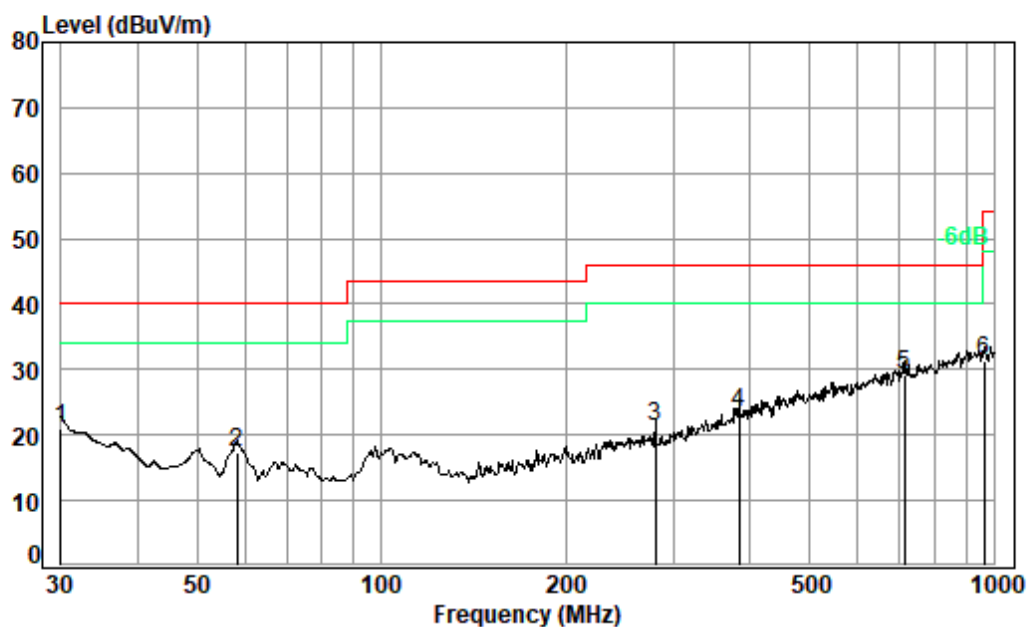
Condition: 3m VERTICAL

Job No. : 17144CR

Test mode: d

		Cable	Ant	Preamp	Read		Limit	Over
	Freq	Loss	Factor	Factor	Level	Level	Line	Limit
	MHz	dB	dB/m	dB	dBuV	dBuV/m	dBuV/m	dB
1	pp	30.00	0.60	22.50	27.73	32.96	28.33	40.00 -11.67
2		37.81	0.60	18.48	27.71	32.59	23.96	40.00 -16.04
3		50.41	0.80	14.16	27.69	40.98	28.25	40.00 -11.75
4		57.19	0.80	13.46	27.68	39.71	26.29	40.00 -13.71
5		99.88	1.20	13.99	27.64	32.65	20.20	43.50 -23.30
6		968.93	3.67	30.15	27.02	24.55	31.35	54.00 -22.65

Mode:e; Polarization:Horizontal



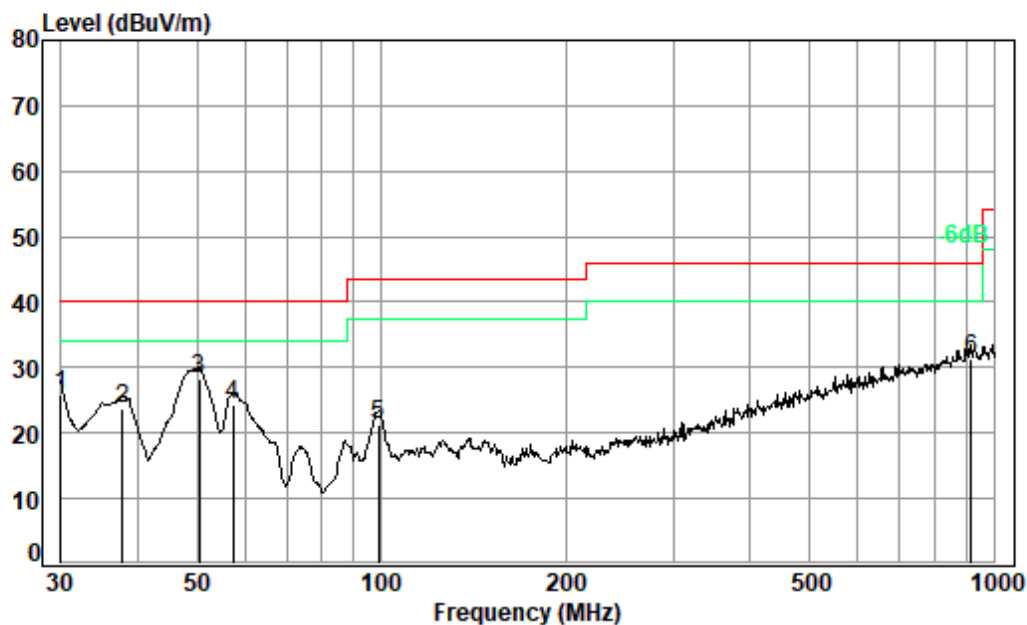
Condition: 3m HORIZONTAL

Job No. : 17144CR

Test mode: e

	Freq	Cable	Ant	Preamp	Read	Limit	Over
	MHz	Loss	Factor	Factor	Level	Line	Limit
	MHz	dB	dB/m	dB	dBuV	dBuV/m	dB
1	30.00	0.60	22.50	27.73	25.55	20.92	40.00 -19.08
2	58.20	0.80	13.37	27.68	30.81	17.30	40.00 -22.70
3	280.02	1.81	18.80	26.94	27.75	21.42	46.00 -24.58
4	383.93	2.16	22.00	27.35	26.62	23.43	46.00 -22.57
5 pp	714.17	2.95	27.99	27.90	26.16	29.20	46.00 -16.80
6	965.54	3.67	30.13	27.04	24.56	31.32	54.00 -22.68

Mode:e; Polarization:Vertical



Condition: 3m VERTICAL

Job No. : 17144CR

Test mode: e

	Freq	Cable Loss	Ant Factor	Preamp Factor	Read Level	Level	Limit Line	Over Limit
	MHz	dB	dB/m	dB	dBuV	dBuV/m	dBuV/m	dB
1	30.00	0.60	22.50	27.73	30.47	25.84	40.00	-14.16
2	37.81	0.60	18.48	27.71	32.27	23.64	40.00	-16.36
3 pp	50.41	0.80	14.16	27.69	40.90	28.17	40.00	-11.83
4	57.19	0.80	13.46	27.68	37.66	24.24	40.00	-15.76
5	98.83	1.19	13.90	27.64	33.92	21.37	43.50	-22.13
6	919.29	3.62	29.90	27.22	25.12	31.42	46.00	-14.58

6.3 Radiated Emissions (above 1GHz)

Test Requirement: 47 CFR Part 15, Subpart B
Test Method: ANSI C63.4:2014
Frequency Range: Above 1GHz
Measurement Distance: 3m
Limit:
Above 1GHz 74(dBμV/m) peak, 54(dBμV/m) average
Detector: Peak for pre-scan (1000kHz resolution bandwidth) 1000M to 18000MHz

6.3.1 E.U.T. Operation

Operating Environment:

Temperature: 22 °C Humidity: 51.4 % RH Atmospheric Pressure: 1005 mbar

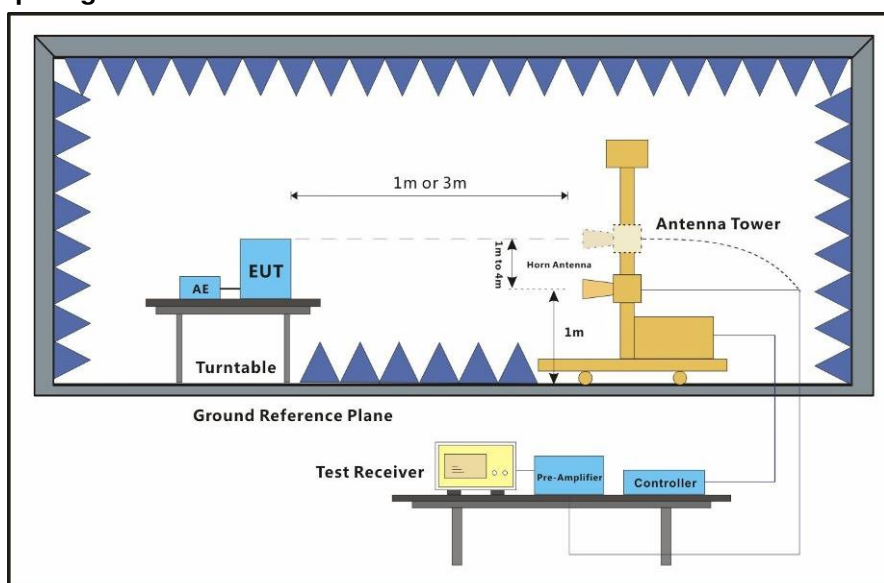
Pretest these modes to find the worst case:

- a: Transfer data between the EUT and the PC+USB cable
- b: Telecom Idle+BT+WLAN+GPS Rx+playing MP4 (SD card) +earphone+battery+adapter
- c: Telecom Idle+BT+WLAN+GPS Rx+camera (Front) +earphone+battery+adapter
- d: Telecom Idle+BT+WLAN+GPS Rx+camera (Back) +earphone+battery+adapter
- e: GSM 850+BT+WLAN+GPS Rx+FM Rx+earphone+battery+adapter
- f: GSM 1900+BT+WLAN+GPS Rx+FM Rx+earphone+battery+adapter
- g: WCDMA Band II+BT+WLAN+GPS Rx+FM Rx+earphone+battery+adapter
- h: WCDMA Band IV+BT+WLAN+GPS Rx+FM Rx+earphone+battery+adapter
- i: WCDMA Band V+BT+WLAN+GPS Rx+FM Rx+earphone+battery+adapter
- j: LTE band 2+BT+WLAN+GPS Rx+FM Rx+earphone+battery+adapter

The worst case for final test:

- a: Transfer data between the EUT and the PC+USB cable
- d: Telecom Idle+BT+WLAN+GPS Rx+camera (Back) +earphone+battery+adapter

6.3.2 Test Setup Diagram



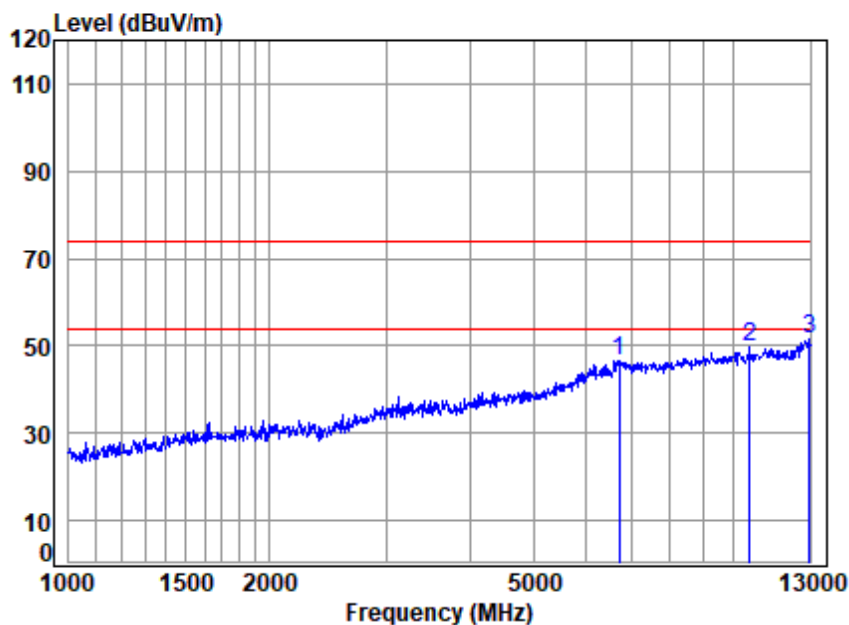


6.3.3 Measurement Data

An initial pre-scan was performed in the chamber using the spectrum analyser in peak detection mode. Average measurements were conducted based on the peak sweep graph. The EUT was measured by Horn antenna with 2 orthogonal polarities.



Mode:a; Polarization:Horizontal



Site : chamber
Condition: 3m HORIZONTAL
Job No : 17144CR
Mode : a

		Cable	Ant	Preamp	Read	Limit	Over	
Freq		Loss	Factor	Factor	Level	Level	Line	Limit Remark
MHz		dB	dB/m	dB	dBuV	dBuV/m	dBuV/m	dB
1	6707.273	10.94	35.73	42.24	42.24	46.67	74.00	-27.33 Peak
2	10561.220	11.33	37.71	38.07	38.55	49.52	74.00	-24.48 Peak
3	12966.700	13.16	38.37	39.39	39.27	51.41	74.00	-22.59 Peak

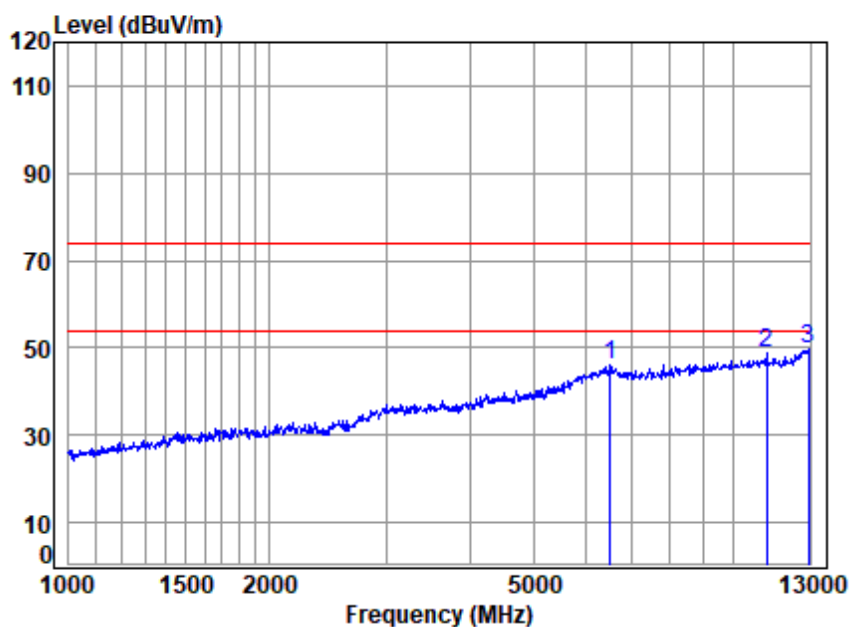


Unless otherwise agreed in writing, this document is issued by the Company subject to its General Conditions of Service printed overleaf, available on request or accessible at <http://www.sgs.com/en/Terms-and-Conditions.aspx> and, for electronic format documents, subject to Terms and Conditions for Electronic Documents at <http://www.sgs.com/en/Terms-and-Conditions/Terms-e-Documents.aspx>. Attention is drawn to the limitation of liability, indemnification and jurisdiction issues defined therein. Any holder of this document is advised that information contained hereon reflects the Company's findings at the time of its intervention only and within the limits of Client's instructions, if any. The Company's sole responsibility is to its Client and this document does not exonerate parties to a transaction from exercising all their rights and obligations under the transaction documents. This document cannot be reproduced except in full, without prior written approval of the Company. Any unauthorized alteration, forgery or falsification of the content or appearance of this document is unlawful and offenders may be prosecuted to the fullest extent of the law. Unless otherwise stated the results shown in this test report refer only to the sample(s) tested and such sample(s) are retained for 30 days only.
Attention: To check the authenticity of testing / inspection report & certificate, please contact us at telephone: (86-755) 8307 1443, or email: CN.Doccheck@sgs.com

SGS-CSTC Standards Technical Services Co., Ltd.
Shenzhen Branch (China) SGS-CSTC Laboratory

No.1 Workshop, M-10, Middle Section, Science & Technology Park, Shenzhen, China 518057 t (86-755) 26012053 f (86-755) 26710594 www.sgs.com.cn
中国·深圳·科技园中区M-10栋一号厂房 邮编: 518057 t (86-755) 26012053 f (86-755) 26710594 sgs.china@sgs.com

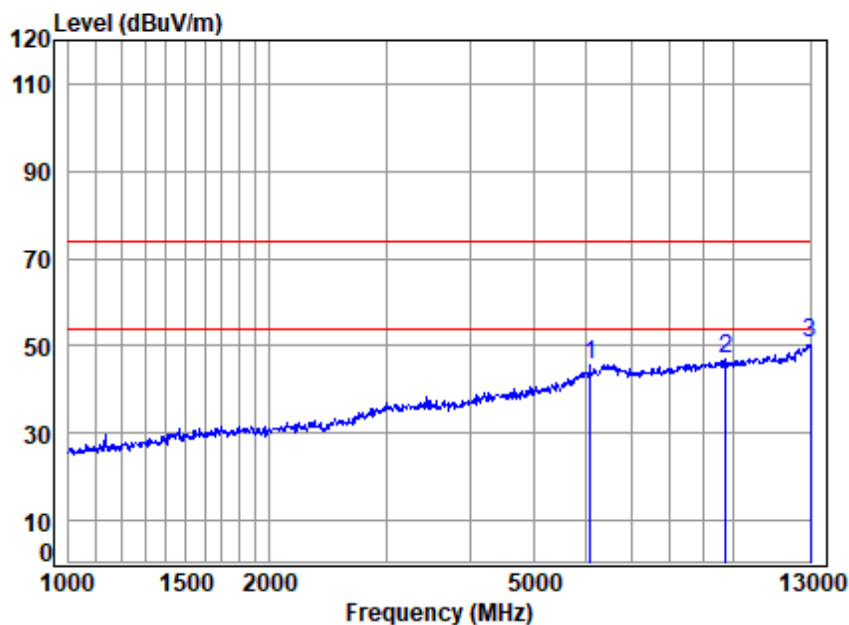
Mode:a; Polarization:Vertical



Site : chamber
Condition: 3m VERTICAL
Job No : 17144CR
Mode : a

		Cable	Ant	Preamp	Read		Limit	Over	
Freq		Loss	Factor	Factor	Level	Level	Line	Limit	Remark
MHz		dB	dB/m	dB	dBuV	dBuV/m	dBuV/m	dB	
1	6520.675	11.48	35.61	42.39	41.45	46.15	74.00	-27.85	Peak
2	11174.310	11.81	37.84	38.35	37.33	48.63	74.00	-25.37	Peak
3	12933.480	13.12	38.33	39.37	37.49	49.57	74.00	-24.43	Peak

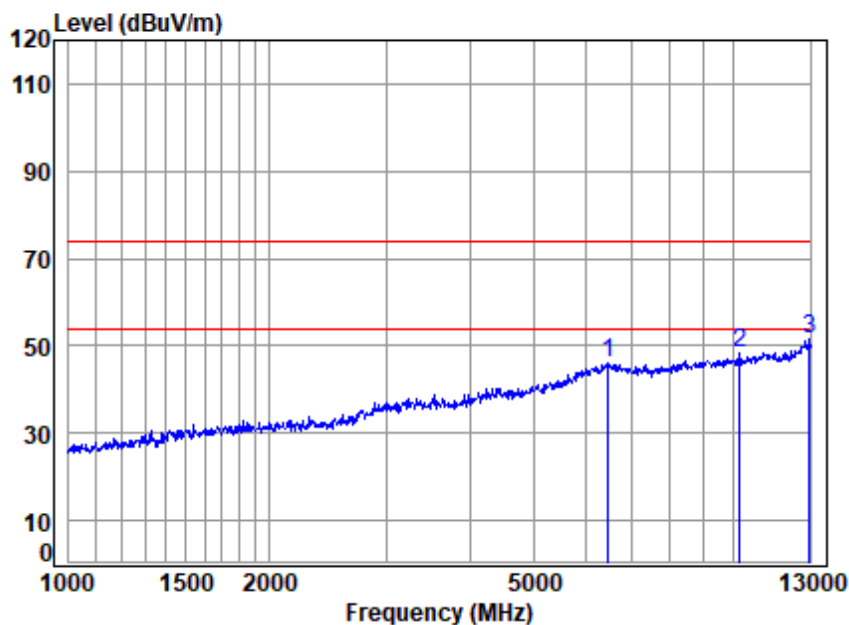
Mode:d; Polarization:Horizontal



Site : chamber
Condition: 3m HORIZONTAL
Job No : 17144CR
Mode : d

		Cable	Ant	Preamp	Read		Limit	Over	
Freq		Loss	Factor	Factor	Level	Level	Line	Limit	Remark
MHz		dB	dB/m	dB	dBuV	dBuV/m	dBuV/m	dB	
1	6068.791	10.71	35.17	42.77	42.47	45.58	74.00	-28.42	Peak
2	9704.067	10.79	37.72	38.27	36.94	47.18	74.00	-26.82	Peak
3	13000.000	13.19	38.40	39.42	38.42	50.59	74.00	-23.41	Peak

Mode:d; Polarization:Vertical



Site : chamber
Condition: 3m VERTICAL
Job No : 17144CR
Mode : d

		Cable	Ant	Preamp	Read	Limit	Over	
Freq		Loss	Factor	Factor	Level	Level	Line	Limit Remark
MHz		dB	dB/m	dB	dBuV	dBuV/m	dBuV/m	dB
1	6470.692	11.49	35.57	42.43	41.59	46.22	74.00	-27.78 Peak
2	10188.700	11.07	37.82	37.89	37.35	48.35	74.00	-25.65 Peak
3	12966.700	13.16	38.37	39.39	39.36	51.50	74.00	-22.50 Peak



7 Photographs

7.1 Test Setup

Please refer to setup photos.

7.2 EUT Constructional Details (EUT Photos)

Please refer to external and internal photos for details.

- End of the Report -

