

## Attachment 1: EUT Test Setup Photographs

Front View of Conducted Test (Dipole Antenna)



Back View of Conducted Test (Dipole Antenna)



Front View of Radiated Test (Dipole Antenna)




Back View of Radiated Test (Dipole Antenna)



Front View of Radiated Test (Horn) (Dipole Antenna)



Back View of Radiated Test (Horn) (Dipole Antenna)






Front View of Radiated Test (Horn) (Dipole Antenna)




Back View of Radiated Test (Horn) (Dipole Antenna)




Front View of Conducted Test (Grid DISH Antenna)




Back View of Conducted Test (Grid DISH Antenna)



Front View of Radiated Test (Grid DISH Antenna)




Back View of Radiated Test (Grid DISH Antenna)






Front View of Radiated Test (Horn) (Grid DISH Antenna)




Back View of Radiated Test (Horn) (Grid DISH Antenna)



Front View of Radiated Test (Horn) (Grid DISH Antenna)




Back View of Radiated Test (Horn) (Grid DISH Antenna)





Front View of Conducted Test (Omni Antenna)



Back View of Conducted Test (Omni Antenna)



Front View of Radiated Test (Omni Antenna)




Back View of Radiated Test (Omni Antenna)



Front View of Radiated Test (Horn) (Omni Antenna)



Back View of Radiated Test (Horn) (Omni Antenna)







Front View of Radiated Test (Horn) (Omni Antenna)



Back View of Radiated Test (Horn) (Omni Antenna)



Front View of Conducted Test (Panel Antenna)




Back View of Conducted Test (Panel Antenna)



Front View of Radiated Test (Panel Antenna)



Back View of Radiated Test (Panel Antenna)





Front View of Radiated Test (Horn) (Panel Antenna)



Back View of Radiated Test (Horn) (Panel Antenna)



Front View of Radiated Test (Horn) (Panel Antenna)



Back View of Radiated Test (Horn) (Panel Antenna)



Front View of Conducted Test (Sector Antenna)



Back View of Conducted Test (Sector Antenna)





Front View of Radiated Test (Sector Antenna)



Back View of Radiated Test (Sector Antenna)



Front View of Radiated Test (Horn) (Sector Antenna)



Back View of Radiated Test (Horn) (Sector Antenna)



Front View of Radiated Test (Horn) (Sector Antenna)



Back View of Radiated Test (Horn) (Sector Antenna)





Test Fixture

