



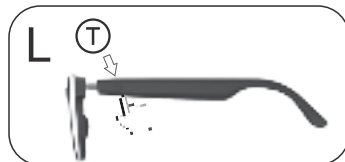

Model : GS-01

SMART AUDIO GLASSES



SPECIFICATION

Wireless: V 5.4
Sensitivity: 95±3dB
Working Range: 10m
Battery: 55mAh*2
Music & Call Time: 5 hours
Standby time: 200 hours
Charge Time: 1 hours
Input: 5V D.C.1A
Water Resistant: IPX4
Lens: TAC UV400
Frame Material: PC
P-rf: 6 mW
maxf: 2402-2480MHZ



- Glasses temples pairing
 - After power on, two sides glasses temples paired automatically
- Connected Device
 - Turn On Bluetooth, Search and select UF-*** "from the detected devices
- Charging
 - Magnetic charging: LED indicator in red light meaning it's charging. LED indicator light off meaning it's fully charged. (It takes 90 minutes to fully charged.)

Function	Action	Button
Power on	Long press (T) (3s)	L/R
Power off	Long press (T) (5s)	L/R
Pause/Start music /playback	Two taps	L/R
Voice assistant	Three taps	L
Previous Song	to click	L
Next song	to click	R
Remote Camera (After camera turn on)	Three taps	R
Volume UP	Long press for 1.5 seconds	L
Volume Down	Long press for 1.5 seconds	R
Tracks Adjust	One tap	L/R
End call/Pick Up call	Two taps	L/R
Reject call	Long press (3s)	L/R



FCC Warning Statement

Changes or modifications not expressly approved by the party responsible for compliance could void the user's authority to operate the equipment. This equipment has been tested and found to comply with the limits for a Class B digital device, pursuant to Part 15 of the FCC Rules. These limits are designed to provide reasonable protection against harmful interference in a residential installation. This equipment generates uses and can radiate radio frequency energy and, if not installed and used in accordance with the instructions, may cause harmful interference to radio communications. However, there is no guarantee that interference will not occur in a particular installation. If this equipment does cause harmful interference to radio or television reception, which can be determined by turning the equipment off and on, the user is encouraged to try to correct the interference by one or more of the following measures:

- Reorient or relocate the receiving antenna.
- Increase the separation between the equipment and receiver.
- Connect the equipment into an outlet on a circuit different from that to which the receiver is connected.
- Consult the dealer or an experienced radio/TV technician for help.

This device complies with part 15 of the FCC Rules. Operation is subject to the following two conditions: (1) This device may not cause harmful interference, and

(2) this device must accept any interference received, including interference that may cause undesired operation.

The device has been evaluated to meet general RF exposure requirement. The device can be used in portable exposure condition without restriction.