

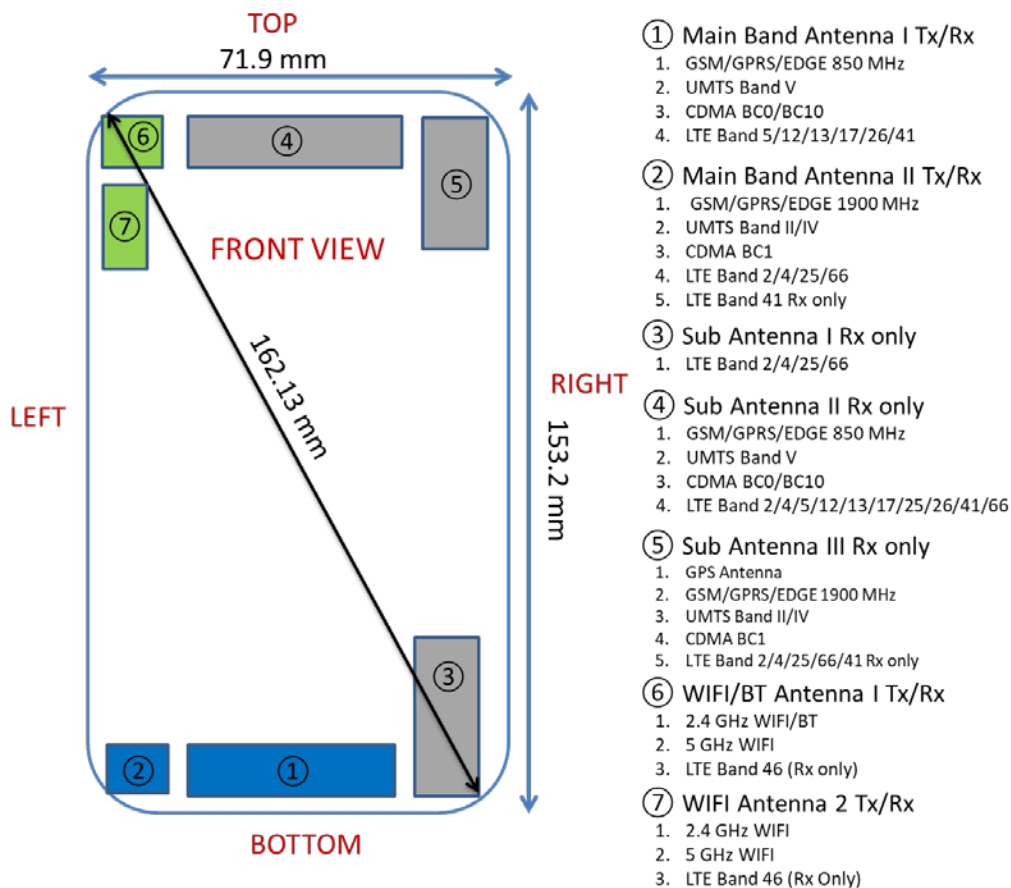




APPENDIX F: DUT ANTENNA DIAGRAM & SAR TEST SETUP PHOTOGRAPHS

FCC ID ZNFG710VM		SAR EVALUATION REPORT		Approved by: Quality Manager
Test Dates: 02/28/18 - 03/19/18	DUT Type: Portable Handset	APPENDIX F: Page 1 of 14		



Note: Exact antenna dimensions and separation distances are shown in the Technical Descriptions in the FCC Filing.

Figure F-1
DUT Antenna Locations

FCC ID ZNFG710VM		SAR EVALUATION REPORT		Approved by: Quality Manager
Test Dates: 02/28/18 - 03/19/18	DUT Type: Portable Handset			APPENDIX F: Page 2 of 14

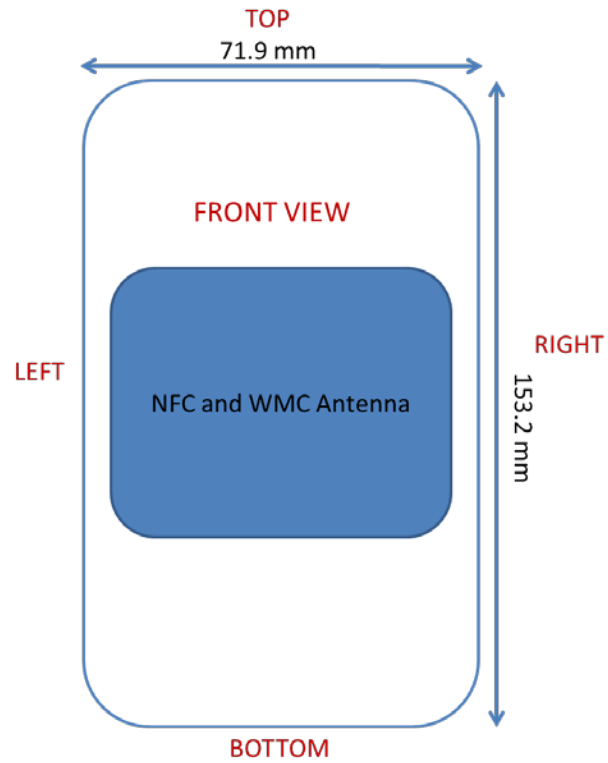






Figure F-2
NFC Antenna Locations



FCC ID ZNFG710VM	 PCTEST ENGINEERING LABORATORY, INC.	SAR EVALUATION REPORT	 LG	Approved by: Quality Manager
Test Dates: 02/28/18 - 03/19/18	DUT Type: Portable Handset			APPENDIX F: Page 3 of 14




SAR Test Setup Photo 1 – Right Cheek




SAR Test Setup Photo 2 – Right Tilt



FCC ID ZNFG710VM	 PCTEST ENGINEERING LABORATORY, INC.	SAR EVALUATION REPORT	 LG	Approved by: Quality Manager
Test Dates: 02/28/18 - 03/19/18	DUT Type: Portable Handset			APPENDIX F: Page 4 of 14




SAR Test Setup Photo 3 – Left Cheek



SAR Test Setup Photo 4 – Left Tilt



FCC ID ZNFG710VM	 PCTEST ENGINEERING LABORATORY, INC.	SAR EVALUATION REPORT	 LG	Approved by: Quality Manager
Test Dates: 02/28/18 - 03/19/18	DUT Type: Portable Handset			APPENDIX F: Page 5 of 14




SAR Test Setup Photo 5 – Back Side at 10 mm




SAR Test Setup Photo 6 – Back Side at 5 mm



FCC ID ZNFG710VM	 PCTEST ENGINEERING LABORATORY, INC.	SAR EVALUATION REPORT	 LG	Approved by: Quality Manager
Test Dates: 02/28/18 - 03/19/18	DUT Type: Portable Handset			APPENDIX F: Page 6 of 14




SAR Test Setup Photo 7 – Back Side at 0 mm




SAR Test Setup Photo 8 – Front Side at 10 mm



FCC ID ZNFG710VM	 PCTEST ENGINEERING LABORATORY, INC.	SAR EVALUATION REPORT	 LG	Approved by: Quality Manager
Test Dates: 02/28/18 - 03/19/18	DUT Type: Portable Handset			APPENDIX F: Page 7 of 14




SAR Test Setup Photo 9 – Front Side at 2 mm




SAR Test Setup Photo 10 – Front Side at 0 mm



FCC ID ZNFG710VM	 PCTEST ENGINEERING LABORATORY, INC.	SAR EVALUATION REPORT	 LG	Approved by: Quality Manager
Test Dates: 02/28/18 - 03/19/18	DUT Type: Portable Handset			APPENDIX F: Page 8 of 14




SAR Test Setup Photo 11 – Top Edge at 10 mm




SAR Test Setup Photo 12 – Top Edge at 0 mm



FCC ID ZNFG710VM		SAR EVALUATION REPORT		Approved by: Quality Manager
Test Dates: 02/28/18 - 03/19/18	DUT Type: Portable Handset			APPENDIX F: Page 9 of 14




SAR Test Setup Photo 13 – Bottom Edge at 10 mm




SAR Test Setup Photo 14 – Bottom Edge at 6 mm



FCC ID ZNFG710VM	 PCTEST ENGINEERING LABORATORY, INC.	SAR EVALUATION REPORT	 LG	Approved by: Quality Manager
Test Dates: 02/28/18 - 03/19/18	DUT Type: Portable Handset			APPENDIX F: Page 10 of 14




SAR Test Setup Photo 15 – Bottom Edge at 0 mm




SAR Test Setup Photo 16 – Right Edge at 10 mm



FCC ID ZNFG710VM		SAR EVALUATION REPORT		Approved by: Quality Manager
Test Dates: 02/28/18 - 03/19/18	DUT Type: Portable Handset			APPENDIX F: Page 11 of 14




SAR Test Setup Photo 17 – Right Edge at 0 mm





SAR Test Setup Photo 18 – Left Edge at 10 mm

FCC ID ZNFG710VM		SAR EVALUATION REPORT		Approved by: Quality Manager
Test Dates: 02/28/18 - 03/19/18	DUT Type: Portable Handset			APPENDIX F: Page 12 of 14





SAR Test Setup Photo 19 – Left Edge at 0 mm

FCC ID ZNFG710VM		SAR EVALUATION REPORT		Approved by: Quality Manager
Test Dates: 02/28/18 - 03/19/18	DUT Type: Portable Handset			APPENDIX F: Page 13 of 14



SAR Test Setup Photo 20 – Horizontal and Vertical Reference Lines

FCC ID ZNFG710VM		SAR EVALUATION REPORT		Approved by: Quality Manager
Test Dates: 02/28/18 - 03/19/18	DUT Type: Portable Handset			APPENDIX F: Page 14 of 14