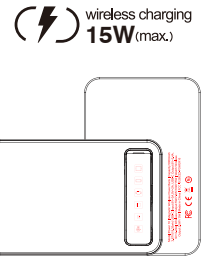
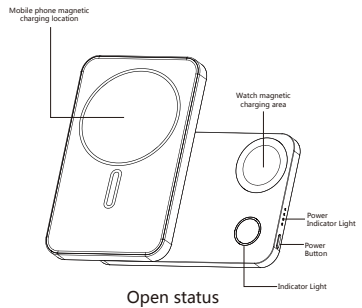
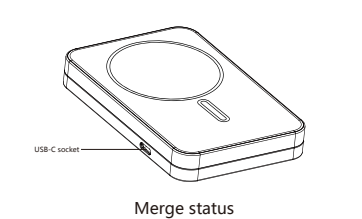
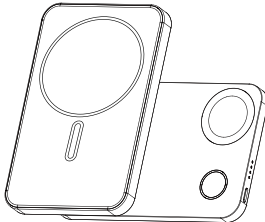


Manual

Power16

Magnetic Wireless Battery Pack 5000mAh



INTRUCTION FOR USE

- 1.To charge your device, put your phone on the Power16 Wireless Charger to automatically charge your phone (only for wireless charging devices)
2. To charge Power16: connect the USB-C port to the power adaptor. The LED will gradually flash white to indicate that charging is in progress. When the 4 LEDs are all white, it means charging is completed. Please disconnect the Power16 from the power adaptor.
3. Power16 discharging: plug the cable into USB-C port then automatically wake up and turn on the output. The white LED is always on, indicating that the discharging is in progress. When 1 LED flashes, it means the battery is low.

Indicator	Status
1 LED ON in blue	Wireless Charging Mode is ON
4 LED ON	Battery Level >75%
3 LED ON	Battery Level >50%
2 LED ON	Battery Level >25%
1 LED ON	Battery Level >10%
1 LED Flashing	Battery Level <10%

SPECIFICATION

Battery Capacity: 5000mAh(19.35Wh)
Rated Capacity: 3000mAh
USB-C Input:5V~3A/9V~2A
USB-C Output:5V~2.4A/9V~2.22A
Watch: 2.5W/5W
Wireless Output:5W/7.5W/10W/15W
Size:108*68.5*8.2mm

- Packing Content:
- 1.Power16 Magnetic Wiresee Power Bank
 - 2.USB-C to USB-C cable (1200mm)
 - 3.Manual and warranty card

WARNING

- 1.Do not disassemble or modify this product by yourself;
- 2.Do not store this product in a humid environment;
- 3.Do not place the product near a heat source or charge it near a heat source
4. Do not allow water or other liquids to flow into the interface of this product, which may cause damage to the product; Do not use the portable power bank after it has been soaked in water.
- 5.If the battery of this product swells, please stop charging or use
- 6.When charging, please be sure to remove metal, magnetic protective casings or cards (such as bank cards, etc.) from your device
- 7.When charging, heat may be generated, which is normal and will not affect product performance. However, if you feel that the phone or product is overheated, please disconnect the power supply, wait for it to cool down, and try to charge again
- 8.Avoid to use curved or damaged USB cable;
- 9.If consumers use power adapters for power supply, they should purchase matching power adapters that have obtained CCC certification and meet standard requirements.

How to Dispose Waste Electronics

- 1.Do not dispose electronics as household waste
- 2.Please dispose waste electronic products according to local regulations
- 3.Encourage you to actively participate in the electronic product recycling program.

WARRANTY TERMS

- 1.Within 18 months from the date of purchase, if the product is damaged or faulty, it is confirmed by the company's technician that it has occurred under normal use, and the company will provide free maintenance services
- 2.The warranty card and the original invoice must be presented during maintenance. If the user cannot provide it, the company has the right not to provide maintenance services. Users may need to pay for related maintenance costs
- 3.During the warranty period, the product warranty will be automatically invalidated if the following terms appear: (a) any part of the product is deliberately disassembled or repaired by our company; (b) wrong operations such as: illegal power supply connection and water, dirt Penetrate into the product and cause damage to the product; (c) Product damage caused by irresistible accidents or natural disasters;
- 4.If the warranty card is altered, the warranty card will automatically become invalid
- 5.The company reserves the right to add or delete any maintenance and warranty terms without notice
6. The company will not be responsible for any damage to mobile phones or other electronic products caused by the wrong use of the

company's product
7.Regarding the compatibility between the original product and your mobile phone or electronic device, Please confirm with the dealer when purchasing. The specifications of this product may change at any ime Furthermore, no further notice will be given; 8.Please visit www.mofnie.com for the latest

Schedule of Toxic and Hazardous Substances or Elements

Part Name	Toxic and Hazardous Substances or Elements				
	(Pb)	(Hg)	(Cd)	(Cr ⁶⁺)	(PBB)
Host	X	O	O	O	O
Accessories	X	O	O	O	O

O: Indicates that the harmful and toxic substance is contained in all the parts X: Indicates that the content of the harmful and toxic substance in at least the material of the part is in a homogeneous material specified in GB/T 26572, and the content exceeds the standard specified in GB/T 26572, and the content exceeds the standard specified in GB/T 26572 Limit requirements The following limit requirements stipulated in the 26572 standard

Note: The reason why this product is marked with an "X" is that there are no alternative technologies or components available at this stage



Warranty policy

Thank you for choosing the product. In the event of any non-human damage or performance failure during the use of the product, you are entitled to the service commitment of "repair, return, and replacement" (referred to as the "three guarantees"). In order to protect your rights and interests, please keep the three guarantee certificate and issue an invoice properly after purchasing the product. The three guarantee validity period of the product will be calculated from the date you receive the product (hereinafter referred to as "receipt"), and the three guarantee validity period of the product is 18 months.

Three Guarantees Service Content

1. Within 7 days from the date of receipt, ensure that the received goods are in good condition, with complete product packaging and accessories, and no human damage to performance faults. The payment can be refunded in full at the invoice price, or replaced with products of the same model and specifications, or repaired free of charge.
- Within the 8th to 15th day from the date of receipt, if the product experiences a performance failure without human damage, it can be replaced with a product of the same model and specifications, and the replacement of the product is the responsibility of the seller.
3. Within the validity period of the three guarantees, if the product cannot be used normally after two replacements, after testing and confirmation, you can choose to repair or replace the product with the same model and specification based on the valid replacement record provided by the seller in the three guarantee certificate. Product replacement is the responsibility of the seller.

How to obtain the three guarantees service

- In order to protect your legitimate rights and interests, you need to enjoy the three guarantee service at the seller's place. When you propose the three guarantees service, you need to provide:
1. The original product purchased.
 2. Original invoice or purchase record proof from the seller when purchasing the product;
 3. Valid three guarantee certificate.

Situations that do not fall within the scope of warranty services

- The product has exceeded the warranty period;
- Without proof of three guarantees and valid invoices, and unable to prove that the purchased product is within the validity period of the three guarantees;
- The warranty certificate does not match the product model identification or has been altered;
- Damage caused by failure to use, maintain, or maintain according to the requirements of the user manual, or the use of non original parts;
- Unauthorized repairs, modifications, misuse, collisions, drops, squeezing, liquid ingress, corrosion;
- Damage caused by force majeure such as floods, fires, lightning strikes, etc.;
- Defects caused by normal wear and tear or aging of the product;
- Products not sold in Chinese Mainland.

Paid service guarantee

If the product does not meet the warranty conditions and requires a fee, will calculate the appropriate repair fee based on the cost of parts and labor, and provide you with a repair quotation. After obtaining your consent and paying the fee, will provide repair services for your product. This policy is formulated strictly in accordance with the Consumer Rights Protection Law and the Product Quality Law of the People's Republic of China.

Warranty Card

Product Name and Model	Serial number:
User Name	Purchase date:
Contact phone number:	Received on:
Contact address (including postal code):	Invoice number:
Sales unit name:	
Sales unit address (including postal code):	
Sales Unit Phone:	

This device complies with part 15 of the FCC Rules. Operation is subject to the following two conditions: (1) This device may not cause harmful interference, and (2) this device must accept any interference received, including interference that may cause undesired operation.

Any changes or modifications not expressly approved by the party responsible for compliance could void the user's authority to operate the equipment.

NOTE: This equipment has been tested and found to comply with the limits for a Class B digital device, pursuant to Part 15 of the FCC Rules. These limits are designed to provide reasonable protection against harmful interference in a residential installation. This equipment generates, uses and can radiate radio frequency energy and, if not installed and used in accordance with the instructions, may cause harmful interference to radio communications. However, there is no guarantee that interference will not occur in a particular installation.

If this equipment does cause harmful interference to radio or television reception,

which can be determined by turning the equipment off and on, the user is encouraged to try to correct the interference by one or more of the following measures:

- Reorient or relocate the receiving antenna.
- Increase the separation between the equipment and receiver.
- Connect the equipment into an outlet on a circuit different from that to which the receiver is connected.
- Consult the dealer or an experienced radio/TV technician for help.

FCC Radiation Exposure Statement

The device has been evaluated to meet general RF exposure requirement.

不属于保修服务范围的情形

- 产品超过三包有效期;
- 无三包凭证及有效发票,也无法证明所购产品在三包有效期内的;
- 保修凭证与产品型号标识不符或保修凭证被涂改的;
- 未按《使用说明书》要求使用、维护、保养,或使用非原厂配件造成的损坏;
- 非授权的维修、改动、误用、碰撞、跌落、挤压、进液、腐蚀;
- 撕毁、涂改或不能辨认产品标识、封条及序列号(SN);
- 因水灾、火灾、雷击等不可抗力造成的损坏;
- 因产品正常磨损或正常老化导致的缺陷;
- 非中国大陆销售的产品。

有偿维修服务

因产品不符合保修条件需收取费用的,将按零部件和人工成本计算合适的维修费用,并向您提出维修报价,在征得您的同意并支付费用后为您的产品提供维修服务。本政策根据《消费者权益保护法》和《中华人民共和国产品质量法》指定。

保修卡

产品名称和型号:	序列号:	
用户姓名:	购买日期:	
联系电话:	收货日期:	
联系地址(含邮编):	发票号码:	
销售单位名称:		
销售单位地址(含邮编):		
销售单位电话:		

保修政策

感谢您选购产品,当您在使用产品的过程中,出现任何非人为损坏性能故障时,享有的“包修、包退、包换”(简称三包)的服务承诺。为了保障您的权益,请您在购买产品后,妥善保管三包凭证和开具发票,产品的三包有效期将从您收到产品(以下简称“收货”)之日起开始计算,产品的三包有效期为18个月。

三包服务内容

- 1.自收货之日起7日内确保所收商品完好,产品包装和配件等齐全,无人为损坏的性能故障,可按发票价格一次性退清货款,或更换同型号同规格的产品,或免费修理。
- 2.自收货之日起第8日至15日内,产品出现无人为损坏的性能故障,可更换同型号同规格的产品,产品更换由销售商负责。
- 3.在三包有效期内,经过两次产品更换任不能正常使用的,经检测确认,您可凭三包凭证中销售商提供的有效更换记录,可选择修理或更换同型号同规格的产品。产品更换由销售商负责。

如何获得三包服务

为了保障您的合法权益,需到销售商处享受三包服务。当您提出三包服务时,您需提供:

- 1.所购产品原件,
- 2.购买产品时的发票原件或销售商处的购买记录证明;
- 3.有效三包凭证。

有毒有害物质或元素附表

部件名称	有毒有害物质或元素附表				
	铅 (Pb)	汞 (Hg)	镉 (Cd)	六价铬 (Cr ⁶⁺)	多溴联苯 (PBB)
主机	X	O	O	O	O
配件	X	O	O	O	O

O: 表示该有害物质在该部件所有均质材料中的含量符合GB/T 26572 标准; X: 表示该有害物质在该部件所有均质材料中的含量超过GB/T 26572 标准规定的限量要求

注: 本产品标有“X”的原因是: 现阶段没有可供选择的替代技术或部件



保修条款

- 1.由购买日期起18个月内,如产品有损坏或故障,经本公司技术人员证实为在正常使用之情况下发生,本公司将提供免费维修服务;
- 2.维修时必须出示本保用证及购买商号之发票正本,如果用户不能提供,本公司有权不提供维修服务。用户可能需要支付相关维修费用;
- 3.保用期内出现以下条款产品保用证自动失效:(a) 非本公司人员蓄意拆解或维修产品之任何部分;(b) 错误的操作如:非法接致电源以及水、污秽物渗入产品内导致产品损坏;
- 4.此保用证如经涂改,保用证自动失效;
- 5.本公司有权增删任何维修及保用条款而不作通知;
- 6.如因错误使用本公司产品而导致手提电话或其他电子产品有任何损坏,本公司不会承担任何责任;
- 7.有关原装产品和您的手机或电子产品的相容性,请在购买时向经销商确认。此产品规格随时可能变更,恕不另行通告;
- 8.请浏览www.mofnie.com了解最新产品信息。

警告

- 1.请勿自行拆开或改装本产品;
- 2.请勿将本产品存放在潮湿环境中;
- 3.请勿将产品靠近热源或于热源附近充电;
- 4.请勿将水或其它液体流入本产品介面内部,导致本产品损坏;移动电源浸水后,禁止使用。
- 5.如果本产品电池膨胀,请停止充电或使用;
- 6.充电时请务必从你的设备上取下金属、磁性保护外壳或卡(如银行卡等);
- 7.充电时,有可能产生热力,此乃正常现象,并不会影响产品表现。但如果感到手机或产品过热,请断开电源供应,待冷却后,再尝试充电;
- 8.避免使用弯曲或损坏的USB线材;
- 9.消费者若使用电源适配器供电,则应购买配套使用获得CCC认证并满足标准要求电源适配器。

如何处理废弃电子产品

- 1.请勿将电子产品当成家庭废弃物丢弃;
- 2.请依当地的法规规定处理废弃的电子产品;
- 3.鼓励您积极参与电子产品回收计划。

显示灯	状态
1LED闪烁蓝色	异物侦测(请移除异物)
1LED绿色亮	快速充电/放电

产品规格

容量: 5000mAh(19.35Wh)
额定容量: 3000mAh
USB-C 输入: 5V~3A/9V~2A
USB-C 输出: 5V~2.4A/9V~2.2A
手表: 2.5W/5W
无线输出: 5W/7.5W/10W/15W
尺寸: 105*68.5*14.5mm

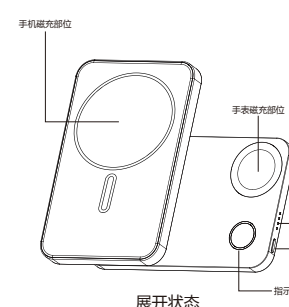
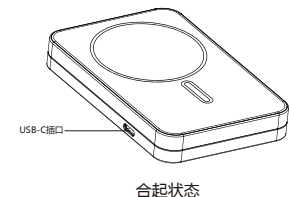
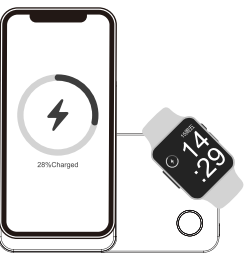
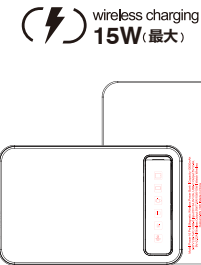
包装内容:

1. Power16 磁吸无线充电移动电源
2. USB-C to USB-C 数据线 (1200mm)
3. 说明书及保修卡

操作

- 1.为您的设备充电,把手机放到Power16无线充上自动为手机充电(仅适用于兼容无线充电的设备)
- 2.要给Power16充电: 请连接USB-C插口到电源适配器。LED会逐步闪烁白色,表示充电进行中。当4个LED均亮白色,代表充电完成。请将Power16断开电源连接。
- 3.Power16放电: 将输出线插入USB-C自动唤醒打开输出LED白色常亮,表示放电进行中。当1个LED闪烁,代表电量低。

显示灯	状态
1个灯亮蓝色	无线充电中
4个灯亮	电量>75%
3个灯亮	电量>50%
2个灯亮	电量>25%
1个灯亮	电量>10%
1个灯闪亮	电量<10%



使用说明书

Power16

磁吸无线充电移动电源 5000mAh

