

Test Report S/N:	100504KBC-T562-E15W	
Test Date(s):	25Oct04 - 05Nov04	
Test Type(s):	FCC §15.247	IC RSS-210 Issue 5
Lab Registration(s):	FCC #714830	IC Lab File #3874


H.6. SETUP PHOTOS

Photograph H-1 – AC Powerline Conducted Emission Configuration



Photograph H-2 – AC Powerline Conducted Emission Cable Placement



Applicant:	Itronix Corporation	Model:	IX260PLUSNL305	FCC ID:	KBCIX260PLUSNL305
Rugged Laptop PC with internal Senao NL-3054MP WLAN (802.11b/g) and dual surface-mount antenna					
2004 Celltech Labs Inc. This document is not to be reproduced in whole or in part without the written permission of Celltech Labs Inc.					44 of 49

Test Report S/N:	100504KBC-T562-E15W	
Test Date(s):	25Oct04 - 05Nov04	
Test Type(s):	FCC §15.247	IC RSS-210 Issue 5
Lab Registration(s):	FCC #714830	IC Lab File #3874

E.7. SETUP PHOTOGRAPHS

Photograph E-1 - Vertical Polarization (1-18 GHz)




Photograph E-2 - Vertical Polarization (18-26 GHz)



Photograph E-3 - Front of Radiated Emission Configuration




Photograph E-4 - Back of Radiated Emission Configuration



E.8. DUT OPERATING DESCRIPTION

The worst-case data rate was determined from prescan investigations. Measurements were made at three channels throughout the band, Low Channel (2412 MHz), Mid Channel (2437 MHz), High Channel (2462 MHz) and for both Modes b and g for the band-edge measurements and for Mode b for the remaining measurements. The configuration used for all other measurements was Mode b, 1 mbps with a gain setting of 0,1.

Applicant:	Itronix Corporation	Model:	IX260PLUSNL305	FCC ID:	KBCIX260PLUSNL305
Rugged Laptop PC with internal Senao NL-3054MP WLAN (802.11b/g) and dual surface-mount antenna					
2004 Celltech Labs Inc. This document is not to be reproduced in whole or in part without the written permission of Celltech Labs Inc.					23 of 49

Test Report S/N:	100504KBC-T562-E15W	
Test Date(s):	25Oct04 - 05Nov04	
Test Type(s):	FCC §15.247	IC RSS-210 Issue 5
Lab Registration(s):	FCC #714830	IC Lab File #3874

F.7. SETUP PHOTOGRAPHS

Photograph F-1 - Horizontal Polarization (30MHz - 1 GHz)




Photograph F-2 - Vertical Polarization (1-18 GHz)



Photograph F-3 - Front of Radiated Emission Configuration




Photograph F-4 - Back of Radiated Emission Configuration



F.8. DUT OPERATING DESCRIPTION

The worst-case data rate was determined from prescan investigations. Measurements were made at three channels throughout the band, Low Channel (2412 MHz), Mid Channel (2437 MHz), High Channel (2462 MHz) and for both Modes b and g for the band-edge measurements and for Mode b for the remaining measurements.

Applicant:	Itronix Corporation	Model:	IX260PLUSNL305	FCC ID:	KBCIX260PLUSNL305
Rugged Laptop PC with internal Senao NL-3054MP WLAN (802.11b/g) and dual surface-mount antenna					
2004 Celltech Labs Inc. This document is not to be reproduced in whole or in part without the written permission of Celltech Labs Inc.					33 of 49