


PHOTOGRAPHS OF TEST SET UP



**Figure 1 – Radiated Disturbance - 30 MHz to 1 GHz
(FCC Part 15B/ICES-003)**




**Figure 2 – Radiated Disturbance - 1 GHz to 13 GHz
(FCC Part 15B/ICES-003)**



**Figure 3 – Radiated Disturbance - 13 GHz to 18 GHz
(FCC Part 15B/ICES-003)**



**Figure 4 - Radiated Spurious Emissions (Simultaneous Transmission) - 30 MHz to 1 GHz
(FCC Part 15)**




**Figure 5 - Radiated Spurious Emissions (Simultaneous Transmission) - 1 GHz to 18 GHz
(FCC Part 15)**




**Figure 6 - Radiated Spurious Emissions (Simultaneous Transmission) - 18 GHz to 25 GHz
(FCC Part 15)**



**Figure 7 - Field Strength of Emissions - 30 MHz to 1 GHz
(FCC Part 15C/RSS-210/RSS-GEN)**



**Figure 8 - Field Strength of Emissions – Edge On
(FCC Part 15C/RSS-210/RSS-GEN)**



**Figure 9 - Field Strength of Emissions – Face On
(FCC Part 15C/RSS-210/RSS-GEN)**