

TECNO


www.tecno-mobile.com

SQUARE S3

User Manual

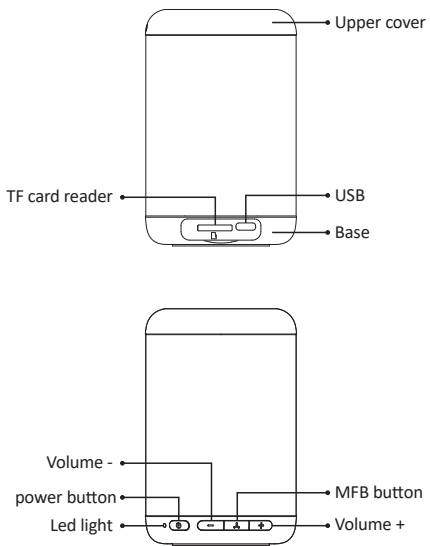
Wireless Speaker

Model:S3



Hereby, TECNO MOBILE LIMITED
Declares that this Wireless Searer is in compliance with the
essential requirements and other relevant provisions of directive
2014/53/EU.

Product features



Product features

- ◊ The speaker is excellent design, small and cute, easy to carry for travel and sports.
- ◊ Use the Bluetooth module with excellent performance for smoother use.
- ◊ With TF card reader, USB, support MP3 music formats .
- ◊ Support TWS function.
- ◊ Support calling function.
- ◊ High-efficiency digital power amplifier, environmental protection.
- ◊ Built-in lithium ion battery, can be recharged repeatedly.
- ◊ Built-in high-quality speakers, the sound quality is pure and beautiful.
- ◊ Unique resonant structure, outstanding bass.

Performance parameter description

- ◊ Bluetooth version: 5.0
- ◊ Wireless transmission distance: 10 meters (Barrier-free)
- ◊ Speaker specification: 4Q3W
- ◊ Charging voltage: DC 5V
- ◊ Playing time: 5-7H
- ◊ Calling time: 8-10H
- ◊ Power off/Standby time: ≥90 days
- ◊ LED indicator: red/blue/green color light
- ◊ Pairing code:no
- ◊ Charging indicator: When charging, the red light flashes slowly, and when fully charged, the red light is on.

Key description


- ◊ Switch: power button;long press to turn on/off the speaker.
- ◊ MFB button: play/pause/answer the call/hang up the call;short press to answer the incoming call,short press to hang up during a call,Long press the MFB button for 2 seconds to reject the call.double click to MFB button:TWS pairing or cancel pairing.
- ◊ POWER button:double click power button, switch TF and Bluetooth mode.
- ◊ POWER button:short press power button to adjust the following light modes:breathing light-rhythm light-colorful light-light off.
- ◊ Next song/ Volume+:short press to increase the volume, long press to next song.
- ◊ Previous song/Volume-:short press to decrease the volume,long press to previous song.

Bluetooth instructions

- ◊ Bluetooth name:TECNO Square S3.
- ◊ Turn on the speaker or press the power button to switch to Bluetooth mode, with voice prompt.After pairing and successfully connecting with other devices,Bluetooth music playing or Bluetooth calling function can be achieved.

TF card reader

Insert the TF card reader,the speaker will automatically recognize and play the music of the TF card.At this time, you can use the previous song/next song,play/pause and other keys to control the music playing.



www.tecno-mobile.com

SQUARE S3

Precautions for low battery and shutdown

When the battery is low, the speaker will automatically shut down,please note that the switch must be turned off and recharged in time.If the speaker is not used for a long time,charge it at least once a month to protect the battery and extend the battery life.

Light instructions

The light is automatically on when turning on the speaker,short press power button to adjust the following light modes: breathing light-rhythm light-colorful light-light off.

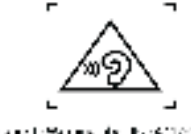
TWS function operation instructions

When two speakers are turned on,double click the MFB button of any speaker, enter the TWS mode.In this mode,search and connect Bluetooth “TECNO Square S3” via your mobile phone,the two speaker can be used at the same time.double click the MFB button of any speaker again, exit the TWS mode.

Note:The company is constantly committed to improving the quality and performance of products, and product technology and design. The company reserves the right to continuously improve the product without further notice. For functions,please refer to the actual product.

CAUTION

- ◊ Risk of explosion if battery is replaced by an incorrect type,dispose of used batteries according to the instructions.
- ◊ The product shall only be connected to a USB interface of version USB 2.0.
- ◊ Adapter shall be installed near the equipment and shall be easily accessible.
- ◊ EUT Temperature:0~+45°(Standalone),0~+40°(With Parts).
- ◊ To prevent possible hearing damage,do not listen at high volume levels for long periods.



Operating Frequency(RF):
BT:2402-2480MHz
Modulation mode: GFSK,π/4-DQPSK,8DPSK(BT)
GFSK(BLE)
Max RF output power(only for CE:
BT: -2.53dBm
BLE:-2.67dBm

EU DECLARATION OF CONFORMITY

In accordance with EU Directives and Regulations
Company name: TECNO MOBILE LIMITED
Address: FLAT N 16/F BLOCK B UNIVERSAL INDUSTRIAL CENTRE 19-25 SHAN MEI STREET FOTAN NT HONGKONG
as the manufacturer hereby declares under our sole responsibility that the,
Product(s): Wireless Speaker
Model name: S3

is in conformity with the essential requirements of the RE Directive 2014/53/EU:
Radio ETSI EN 300 328 V2.2.2 (2019-07)
Article 3.2

EMC ETSI EN 301 489-1 V2.2.3 (2019-11)
Article 3.1(b) ETSI EN 301 489-17 V3.2.4 (2020-09);

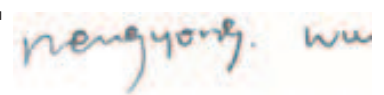
Safety EN IEC 62368-1:2020+A11:2020
Article 3.1(a)

Health EN 50663:2017, EN 62479:2010
Article 3.1(a)

An EU Type Examination Certificate for this Product was issued in accordance with Annex III (Module B) of the 2014/53/EU Radio Equipment Directive by

Bay Area Compliance Laboratories Corp. (2014/53/EU Radio Equipment Directive Notified Body Identification Number 1313)

Signed on behalf of TECNO MOBILE LIMITED

(Signature of authorized person)
Nengyong.Wu


Certified Engineer
Date: 2022-10-26

FCC Caution:

Any Changes or modifications not expressly approved by the party responsible for compliance could void the user's authority to operate the equipment.

This device complies with part 15 of the FCC Rules. Operation is subject to the following two conditions: (1) This device may not cause harmful interference, and (2) this device must accept any interference received, including interference that may cause undesired operation.

IMPORTANT NOTE:

Note: This equipment has been tested and found to comply with the limits for a Class B digital device, pursuant to part 15 of the FCC Rules. These limits are designed to provide reasonable protection against harmful interference in a residential installation. This equipment generates, uses and can radiate radio frequency energy and, if not installed and used in accordance with the instructions, may cause harmful interference to radio communications. However, there is no guarantee that interference will not occur in a particular installation. If this equipment does cause harmful interference to radio or television reception, which can be determined by turning the equipment off and on, the user is encouraged to try to correct the interference by one or more of the following measures:

—Reorient or relocate the receiving antenna.


—Increase the separation between the equipment and receiver.

—Connect the equipment into an outlet on a circuit different from that to which the receiver is connected.

—Consult the dealer or an experienced radio/TV technician for help.

FCC Radiation Exposure Statement:
This equipment complies with FCC radiation exposure limits set forth for an uncontrolled environment.

CUSTOMER SERVICE



Carlacare provides service

WARRANTY CERTIFICATE

Name:	
Address:	
Telephone number:	
Date of purchase: (dd/mm/yy)	
Store name:	
S/N:	