


## 11. SETUP PHOTOS


### ANTENNA PORT CONDUCTED SETUP




**RADIATED RF MEASUREMENT SETUP**




**BELOW 30MHz (FRONT)**



**BELOW 30MHz (BACK)**



**BELOW 1GHz (FRONT)**



**BELOW 1GHz (BACK)**




**ABOVE 1GHz (FRONT)**




**ABOVE 1GHz (BACK)**

### ORIENTATIONS



**X-ORIENTATION (Worst-case)**



**Y-ORIENTATION**



**Z-ORIENTATION**

**END OF TEST REPORT**