



Special Features

Keypad Lock

To avoid accidentally changing your radio settings:





1. Press and hold  until  displays.
2. When in lock mode, you can turn the radio on and off, adjust the volume, receive, transmit, send a call tone, and monitor channels. All other functions are locked.


To unlock the radio, press and hold  until  is no longer displayed.

Enhanced Scanning



Use scanning to monitor channels and codes for transmissions or to find someone in your group who has accidentally changed channels.

With enhanced scanning, your home channel is scanned more frequently than any other channel. The home channel is the channel where your radio was set when you started to scan. If you activate scan while your radio's Interference Eliminator Code is set to a number between 1 and 121, the radio checks for activity on each channel—but only in the specific code selected. All transmissions using code 0 or any other code are ignored.





1. To start scanning, briefly press and release . The scan indicator displays , and the radio begins to scroll through the channel and Interference Eliminator Code combinations.
2. When the radio detects channel activity, it stops scanning and you can hear the transmission.
3. To respond and talk to the person transmitting, press  within five seconds.
4. To stop scanning, briefly press and release .

Note: If you press  while the radio is scanning, the radio will transmit on the channel you selected before you activated scan. If no transmission occurs within five seconds, scanning will resume.

Advanced Scan

If the radio stops scanning on a channel you do not want to listen to, briefly press and release  or  to resume scanning for the next active channel.


Removing Channels from the Scan List (Nuisance Delete Feature)

1. To prevent the radio from scanning a channel, press and hold  or  for at least three seconds, then release, when the scan first stops on that channel. This temporarily removes the channel from the scan list.
2. Press  to exit scan mode.
3. Press  a second time to activate scan again.
4. To restore a previously deleted channel, turn the radio off and then back on. The channel is now restored.

Note: You cannot remove your home channel from the scan list. The home channel is the channel your radio was set to when you started the scanning.

Hands-Free Use With Accessories (VOX)

You can transmit hands-free with the use of optional accessories. Once VOX is turned on, the radio detects your voice and transmits when you speak.

1. Turn the radio off and plug the VOX accessory into the accessory port.
2. Turn the radio on. VOX shows on the display.
3. Adjust the volume appropriately by rotating .

4. To turn off, simply remove accessory.

Note: There is a short delay between the time you start talking and when the radio transmits. There is a short delay before the transmission is completed.

Weather

Your radio can tune in to broadcasts by the United States National Oceanic and Atmospheric Administration (NOAA) Weather Radio and Environment Canada Weatheradio.

You can listen to a weather channel or set your radio to alert you to emergency weather broadcasts that interrupt routine broadcasts. When you listen to a weather channel, you cannot use your radio in scan mode or for two-way communications.



Both NOAA and Environment Canada have transmitters located throughout the United States and Canada, respectively. These transmitters broadcast watches, forecasts, and other information 24 hours a day.

Weather Channels and Frequencies

Weather Channel	Frequency	Weather Channel	Frequency
WX1	162.550 MHz	WX5	162.450 MHz
WX2	162.400 MHz	WX6	162.500 MHz
WX3	162.475.MHz	WX7	162.525 MHz
WX4	162.425 MHz	WX8	163.275 MHz





Note: NOAA weather radio stations are assigned to cover specific areas and service may be limited. Please check with your local weather office for frequency and details, or visit www.nws.noaa.gov/nwr in the US or www.msc-smc.ec.gc.ca/cd/factsheets/wxradio in Canada to view the appropriate transmitter for your area. The use of the NOAA logo does not provide an endorsement or implied endorsement by NOAA's National Weather Service, nor does the use of the Weatheradio logo provide an endorsement or implied endorsement by Environment Canada.

Turning Weather Channel Reception On and Off

1. To turn weather reception on, press and hold  for three seconds.
2. To turn off, press  or turn the radio off and then back on.






Setting the Weather Channel

Your radio receives eight weather frequencies:

1. After turning weather reception on, press . The current channel flashes.
2. Press  or  to select the channel.
3. Press  to save the weather channel setting.

Setting the Weather Alert

Your radio receives eight weather frequencies:

1. After turning weather reception on, press  twice. Off/On displays.
2. Press  or  to select Off/On. If you activate Weather Alert and return to two-way mode,  will display.
3. Press  to save the weather channel setting.





As with two-way radio reception, weather channel reception depends on how close you are to a transmitter and whether you are indoors or outdoors. Because weather channels are transmitted without codes, they may contain static or noise.

Accessories

Many accessories (sold separately) are available for your radio. For more information, visit our Web site at www.motorola.com.

Using Audio Accessories

1. Turn the radio off. Lift the accessory jack cover and plug the audio accessory into the accessory port.

2. Turn the radio on. Lower the volume before placing the accessory on your head or in your ear.
3. Press  while rotating  to adjust the volume to a comfortable level.
4. To transmit, press  and speak into the accessory microphone, if any.
5. To receive, release .

Patent and Copyright Information

Manufactured, distributed or sold by Giant International Ltd., official licensee for this product. Motorola, the Motorola logo trademarks and the Motorola trade dress are owned by Motorola, Inc. and are used under license from Motorola, Inc. Please contact Giant International Ltd. at 800-638-5119 for questions/comments, warranty, support, or service related to this product. MOTOROLA and the Stylized M Logo are registered in the U.S. Patent & Trademark Office. All other product or service names are the property of their respective owners.
© Motorola, Inc. 2005.

Warranty

Limited Warranty for Personal Communication Products, Accessories and Software Purchased in the United States or Canada

What Does this Warranty Cover?

Subject to the exclusions contained to the right, Giant International Ltd. warrants the Motorola branded wireless telephones, pagers, and consumer two-way radios that operate via Family Radio Service or General Mobile Radio Service that it manufactures ("Products"), the Motorola branded or certified accessories sold for use with these Products that it manufactures ("Accessories") and Motorola branded software contained on CD-Roms or other tangible media and sold for use with these Products that it manufactures ("Software") to be free from defects in materials and workmanship under normal consumer usage for the period(s) outlined below. This limited warranty is a consumer's exclusive remedy, and applies as follows to new Motorola branded Products, Accessories and Software manufactured by Giant International Ltd., and purchased by consumers in the United States or Canada, which are accompanied by this written warranty:

Products Covered	Length of Coverage	Exclusions
<p>A. <u>Products and Accessories</u> as defined above, unless otherwise provided for below.</p> <p>1. <u>Decorative Accessories and Cases.</u> Decorative covers, bezels, PhoneWrapSM covers and cases.</p> <p>2. <u>Monaural Headsets.</u> Ear buds and boom headsets that transmit mono sound through a wired connection.</p> <p>3. <u>Consumer Two-Way Radio Accessories.</u></p> <p>4. <u>Products and Accessories that are Repaired or Replaced.</u></p>	<p>A. <u>One (1) year</u> from the date of purchase by the first consumer purchaser of the product unless otherwise provided for below.</p> <p>1. <u>Limited lifetime warranty</u> for the lifetime of ownership by the first consumer purchaser of the product.</p> <p>2. <u>Limited lifetime warranty</u> for the lifetime of ownership by the first consumer purchaser of the product.</p> <p>3. <u>Ninety (90) days</u> from the date of purchase by the first consumer purchaser of the product.</p> <p>4. <u>The balance of the original warranty or for ninety (90) days</u> from the date returned to the consumer, whichever is longer.</p>	<p><u>Normal Wear and Tear.</u> Periodic maintenance, repair and replacement of parts due to normal wear and tear are excluded from coverage. Batteries. Only batteries whose fully charged capacity falls below 80% of their rated capacity and batteries that leak are covered by this limited warranty.</p> <p><u>Abuse & Misuse.</u> Defects or damage that result from: (a) improper operation, storage, misuse or abuse, accident or neglect, such as physical damage (cracks, scratches, etc.) to the surface of the product resulting from misuse; (b) contact with liquid, water, rain, extreme humidity or heavy perspiration, sand, dirt or the like, extreme heat, or food; (c) use of the Products or Accessories for commercial purposes or subjecting the Product or Accessory to abnormal usage or conditions; or (d) other acts which are not the fault of Motorola or Giant International Ltd., are excluded from coverage.</p> <p><u>Use of Non-Motorola branded Products and Accessories.</u> Defects or damage that result from the use of Non-Motorola branded or certified Products, Accessories, Software or other peripheral equipment are excluded from coverage.</p> <p><u>Unauthorized Service or Modification.</u> Defects or damages resulting from service, testing, adjustment, installation, maintenance, alteration, or modification in any way by someone other than Motorola, Giant International Ltd. or its authorized service centers, are excluded from coverage.</p> <p><u>Altered Products.</u> Products or Accessories with (a) serial numbers or date tags that have been removed, altered or obliterated; (b) broken seals or that show evidence of tampering; (c) mismatched board serial numbers; or (d) nonconforming or non-Motorola branded housings, or parts, are excluded from coverage.</p>

		<p><u>Communication Services.</u> Defects, damages, or the failure of Products, Accessories or Software due to any communication service or signal you may subscribe to or use with the Products Accessories or Software is excluded from coverage.</p>
<p>B. <u>Software.</u> Applies only to physical defects in the media that embodies the copy of the software (e.g. CD-ROM, or floppy disk).</p>	<p>B. Ninety (90) days from the date of purchase.</p>	<p><u>Software Embodied in Physical Media.</u> No warranty is made that the software will meet your requirements or will work in combination with any hardware or software applications provided by third parties, that the operation of the software products will be uninterrupted or error free, or that all defects in the software products will be corrected.</p> <p><u>Software NOT Embodied in Physical Media.</u> Software that is not embodied in physical media (e.g. software that is downloaded from the internet), is provided “as is” and without warranty.</p>

Who is covered?

This warranty extends only to the first consumer purchaser, and is not transferable.

What will GIANT INTERNATIONAL LTD. Do?

GIANT INTERNATIONAL LTD., at its option, will at no charge repair, replace or refund the purchase price of any Products, Accessories or Software that does not conform to this warranty. We may use functionally equivalent reconditioned/refurbished/pre-owned or new Products, Accessories or parts. No data, software or applications added to your Product, Accessory or Software, including but not limited to personal contacts, games and ringer tones, will be reinstalled. To avoid losing such data, software and applications please create a back up prior to requesting service.

How to Obtain Warranty Service or Other Information?

To obtain service or information, please call:

USA Two-Way Radios

1-800-638-5119

Canada Two-Way Radios

1-800-638-5119

For Accessories and Software, please call the telephone number designated above for the product with which they are used.

You will receive instructions on how to ship the Products, Accessories or Software, at your expense, to a GIANT INTERNATIONAL LTD. Authorized Repair Center. To obtain service, you must include: (a) a copy of your receipt, bill of sale or other comparable proof of purchase; (b) a written description of the problem; (c) the name of your service provider, if applicable; (d) the name and location of the installation facility (if applicable) and, most importantly; (e) your address and telephone number.

What Other Limitations Are There?

ANY IMPLIED WARRANTIES, INCLUDING WITHOUT LIMITATION THE IMPLIED WARRANTIES OF MERCHANTABILITY AND FITNESS FOR A PARTICULAR PURPOSE, SHALL BE LIMITED TO THE DURATION OF THIS LIMITED WARRANTY, OTHERWISE THE REPAIR, REPLACEMENT, OR REFUND AS PROVIDED UNDER THIS EXPRESS LIMITED WARRANTY IS THE EXCLUSIVE REMEDY OF THE CONSUMER, AND IS PROVIDED IN LIEU OF ALL OTHER WARRANTIES, EXPRESS OR IMPLIED. IN NO EVENT SHALL MOTOROLA OR GIANT INTERNATIONAL LTD. BE LIABLE, WHETHER IN CONTRACT OR TORT (INCLUDING NEGLIGENCE) FOR DAMAGES IN EXCESS OF THE PURCHASE PRICE OF THE PRODUCT, ACCESSORY OR SOFTWARE, OR FOR ANY INDIRECT, INCIDENTAL, SPECIAL OR CONSEQUENTIAL DAMAGES OF ANY KIND, OR LOSS OF REVENUE OR PROFITS, LOSS OF BUSINESS, LOSS OF INFORMATION OR DATA, SOFTWARE OR APPLICATIONS OR OTHER FINANCIAL LOSS ARISING OUT OF OR IN CONNECTION WITH THE ABILITY OR INABILITY TO USE THE PRODUCTS, ACCESSORIES OR SOFTWARE TO THE FULL EXTENT THESE DAMAGES MAY BE DISCLAIMED BY LAW.

Some states and jurisdictions do not allow the limitation or exclusion of incidental or consequential damages, or limitation on the length of an implied warranty, so the above limitations or exclusions may not apply to you. This warranty gives you specific legal rights, and you may also have other rights that vary from state to state or from one jurisdiction to another.

Laws in the United States and other countries preserve for Motorola certain exclusive rights for copyrighted Motorola software such as the exclusive rights to reproduce and distribute copies of the Motorola software. Motorola software may only be copied into, used in, and redistributed with, the Products associated with such Motorola software. No other use, including without limitation disassembly of such Motorola software or exercise of the exclusive rights reserved for Motorola, is permitted.