


## EUT Test Setup Photographs

---


### 1.1. EUT Test Setup at 3 Meters (Above 1GHz)




### 1.2. EUT Setup at 3 Meters (Above 1GHz)



### 1.3. EUT Test Setup at 3 Meters (Below 1GHz)




### 1.4. EUT Test Setup at 3 Meters (Below 1GHz)





### 1.5. AC Line Conducted Emissions Front View



### 1.6. AC Line Conducted Emissions Side View

