



## 12. SETUP PHOTOS


### ANTENNA PORT CONDUCTED RF MEASUREMENT SETUP



**RADIATED RF MEASUREMENT SETUP (BELOW 1 GHz)**



**RADIATED RF MEASUREMENT SETUP (ABOVE 1 GHz)**





**RADIATED RF MEASUREMENT SETUP FOR PORTABLE CONFIGURATION**

X-AXIS PHOTO




Y-AXIS PHOTO



Z-AXIS PHOTO



**ENVIRONMENTAL CHAMBER PHOTO**



**END OF REPORT**