

RTS RIM Testing Services	Document Appendices for the BlackBerry 7130e Wireless Handheld Model RAV20CW SAR Report		Page 1(28)
Author Data Lauren Weber	Dates of Test June 20 – July 04, 2005	Test Report No RTS-0181-0507-02 rev. 01	FCC ID: L6ARAV20CW

APPENDIX D: PROBE & DIPOLE CALIBRATION DATA

RTS RIM Testing Services	Document		Page
	SAR Compliance Test Report for the BlackBerry 7130e Wireless Handheld Model No. RAV20CW		2(28)
Author Data	Dates of Test	Test Report No	FCC ID:
Lauren Weber	June 20 – July 04, 2005	RTS-0181-0507-02 rev. 01	L6ARAV20CW

Calibration Laboratory of
Schmid & Partner
Engineering AG
 Zeughausstrasse 43, 8004 Zurich, Switzerland



S Schweizerischer Kalibrierdienst
C Service suisse d'étalonnage
S Servizio svizzero di taratura
S Swiss Calibration Service

Accredited by the Swiss Federal Office of Metrology and Accreditation
 The Swiss Accreditation Service is one of the signatories to the EA
 Multilateral Agreement for the recognition of calibration certificates

Accreditation No.: **SCS 108**

Client **RIM**

Certificate No: **ET3-1642_Jan05**

CALIBRATION CERTIFICATE

Object **ET3DV6 - SN:1642**
 Calibration procedure(s) **QA CAL-01.v5**
Calibration procedure for dosimetric E-field probes
 Calibration date: **January 7, 2005**
 Condition of the calibrated item **In Tolerance**

This calibration certificate documents the traceability to national standards, which realize the physical units of measurements (SI).
 The measurements and the uncertainties with confidence probability are given on the following pages and are part of the certificate.

All calibrations have been conducted in the closed laboratory facility: environment temperature (22 ± 3)°C and humidity < 70%.

Calibration Equipment used (M&TE critical for calibration)

Primary Standards	ID #	Cal Date (Calibrated by, Certificate No.)	Scheduled Calibration
Power meter E4419B	GB41293874	5-May-04 (METAS, No. 251-03388)	May-05
Power sensor E4412A	MY41495277	5-May-04 (METAS, No. 251-03388)	May-05
Reference 3 dB Attenuator	SN: S5054 (3c)	10-Aug-04 (METAS, No. 251-00403)	Aug-05
Reference 20 dB Attenuator	SN: S5086 (20b)	3-May-04 (METAS, No. 251-00389)	May-05
Reference 30 dB Attenuator	SN: S5129 (30b)	10-Aug-04 (METAS, No. 251-00404)	Aug-05
Reference Probe ES3DV2	SN: 3013	7-Jan-05 (SPEAG, No. ES3-3013 Jan05)	Jan-06
DAE4	SN: 617	29-Sep-04 (SPEAG, No. DAE4-617_Sep04)	Sep-05

Secondary Standards	ID #	Check Date (in house)	Scheduled Check
Power sensor HP 8481A	MY41032180	18-Sep-02 (SPEAG, in house check Oct-03)	In house check: Oct-05
RF generator HP 8648C	US3642U01700	4-Aug-99 (SPEAG, in house check Dec-03)	In house check: Dec-05
Network Analyzer HP 8753E	US37390585	18-Oct-01 (SPEAG, in house check Nov-04)	In house check: Nov-05

	Name	Function	Signature
Calibrated by:	Nico Vetterli	Laboratory Technician	
Approved by:	Katja Pokovic	Technical Manager	

Issued: January 13, 2005

This calibration certificate shall not be reproduced except in full without written approval of the laboratory.

Certificate No. ET3-1642_Jan05

Page 1 of 9

<div>RTS</div> <div>RIM Testing Services</div>	Document		Page
	SAR Compliance Test Report for the BlackBerry 7130e Wireless Handheld Model No. RAV20CW		3(28)
Author Data	Dates of Test	Test Report No	FCC ID:
Lauren Weber	June 20 – July 04, 2005	RTS-0181-0507-02 rev. 01	L6ARAV20CW

Calibration Laboratory of
Schmid & Partner
Engineering AG
Zeughausstrasse 43, 8004 Zurich, Switzerland



S Schweizerischer Kalibrierdienst
C Service suisse d'étalonnage
S Servizio svizzero di taratura
S Swiss Calibration Service

Accredited by the Swiss Federal Office of Metrology and Accreditation
The Swiss Accreditation Service is one of the signatories to the EA
Multilateral Agreement for the recognition of calibration certificates

Accreditation No.: **SCS 108**

Glossary:

TSL	tissue simulating liquid
NORM _{x,y,z}	sensitivity in free space
ConF	sensitivity in TSL / NORM _{x,y,z}
DCP	diode compression point
Polarization ϕ	ϕ rotation around probe axis
Polarization ϑ	ϑ rotation around an axis that is in the plane normal to probe axis (at measurement center), i.e., $\vartheta = 0$ is normal to probe axis

Calibration is Performed According to the Following Standards:

- IEEE Std 1528-2003, "IEEE Recommended Practice for Determining the Peak Spatial-Averaged Specific Absorption Rate (SAR) in the Human Head from Wireless Communications Devices: Measurement Techniques", December 2003
- CENELEC EN 50361, "Basic standard for the measurement of Specific Absorption Rate related to human exposure to electromagnetic fields from mobile phones (300 MHz - 3 GHz), July 2001

Methods Applied and Interpretation of Parameters:

- NORM_{x,y,z}**: Assessed for E-field polarization $\vartheta = 0$ ($f \leq 900$ MHz in TEM-cell; $f > 1800$ MHz: R22 waveguide). NORM_{x,y,z} are only intermediate values, i.e., the uncertainties of NORM_{x,y,z} does not effect the E^2 -field uncertainty inside TSL (see below *ConvF*).
- NORM(f)_{x,y,z} = NORM_{x,y,z} * frequency_response** (see Frequency Response Chart). This linearization is implemented in DASY4 software versions later than 4.2. The uncertainty of the frequency response is included in the stated uncertainty of *ConvF*.
- DCP_{x,y,z}**: DCP are numerical linearization parameters assessed based on the data of power sweep (no uncertainty required). DCP does not depend on frequency nor media.
- ConvF and Boundary Effect Parameters**: Assessed in flat phantom using E-field (or Temperature Transfer Standard for $f \leq 800$ MHz) and inside waveguide using analytical field distributions based on power measurements for $f > 800$ MHz. The same setups are used for assessment of the parameters applied for boundary compensation (alpha, depth) of which typical uncertainty values are given. These parameters are used in DASY4 software to improve probe accuracy close to the boundary. The sensitivity in TSL corresponds to NORM_{x,y,z} * *ConvF* whereby the uncertainty corresponds to that given for *ConvF*. A frequency dependent *ConvF* is used in DASY version 4.4 and higher which allows extending the validity from ± 50 MHz to ± 100 MHz.
- Spherical isotropy (3D deviation from isotropy)**: in a field of low gradients realized using a flat phantom exposed by a patch antenna.
- Sensor Offset**: The sensor offset corresponds to the offset of virtual measurement center from the probe tip (on probe axis). No tolerance required.

RTS RIM Testing Services	Document SAR Compliance Test Report for the BlackBerry 7130e Wireless Handheld Model No. RAV20CW		Page 4(28)
	Author Data Lauren Weber	Dates of Test June 20 – July 04, 2005	Test Report No RTS-0181-0507-02 rev. 01
		FCC ID: L6ARAV20CW	

ET3DV6 SN:1642

January 7, 2005

Probe ET3DV6

SN:1642

Manufactured: November 7, 2001
Last calibrated: August 31, 2004
Recalibrated: January 7, 2005

Calibrated for DASY Systems

(Note: non-compatible with DASY2 system!)

RTS RIM Testing Services	Document SAR Compliance Test Report for the BlackBerry 7130e Wireless Handheld Model No. RAV20CW		Page 5(28)
Author Data Lauren Weber	Dates of Test June 20 – July 04, 2005	Test Report No RTS-0181-0507-02 rev. 01	FCC ID: L6ARAV20CW

ET3DV6 SN:1642

January 7, 2005

DASY - Parameters of Probe: ET3DV6 SN:1642

Sensitivity in Free Space^A

NormX	1.64 ± 10.1%	$\mu V/(V/m)^2$
NormY	1.88 ± 10.1%	$\mu V/(V/m)^2$
NormZ	1.62 ± 10.1%	$\mu V/(V/m)^2$

Diode Compression^B

DCP X	94 mV
DCP Y	94 mV
DCP Z	94 mV

Sensitivity in Tissue Simulating Liquid (Conversion Factors)

Please see Page 8.

Boundary Effect

TSL 900 MHz Typical SAR gradient: 5 % per mm

Sensor Center to Phantom Surface Distance	3.7 mm 4.7 mm
SAR _{be} [%] Without Correction Algorithm	9.1 4.9
SAR _{be} [%] With Correction Algorithm	0.0 0.2

TSL 1810 MHz Typical SAR gradient: 10 % per mm

Sensor Center to Phantom Surface Distance	3.7 mm 4.7 mm
SAR _{be} [%] Without Correction Algorithm	13.4 9.0
SAR _{be} [%] With Correction Algorithm	1.0 0.0

Sensor Offset

Probe Tip to Sensor Center	2.7 mm
----------------------------	---------------

The reported uncertainty of measurement is stated as the standard uncertainty of measurement multiplied by the coverage factor k=2, which for a normal distribution corresponds to a coverage probability of approximately 95%.

^A The uncertainties of NormX,Y,Z do not affect the E²-field uncertainty inside TSL (see Page 8).

^B Numerical linearization parameter: uncertainty not required.

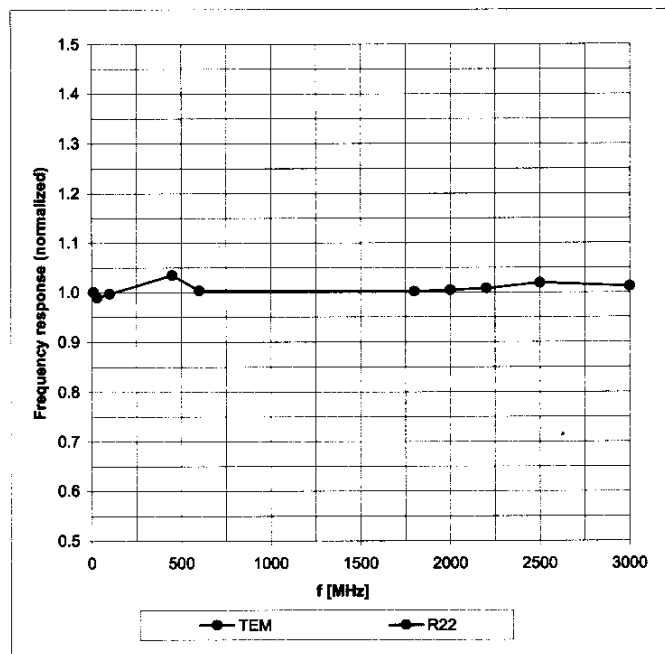
RTS RIM Testing Services	Document SAR Compliance Test Report for the BlackBerry 7130e Wireless Handheld Model No. RAV20CW		Page 6(28)
	Author Data Lauren Weber	Dates of Test June 20 – July 04, 2005	Test Report No RTS-0181-0507-02 rev. 01
		FCC ID: L6ARAV20CW	

ET3DV6 SN:1642

January 7, 2005

Frequency Response of E-Field

(TEM-Cell:ifi110 EXX, Waveguide: R22)



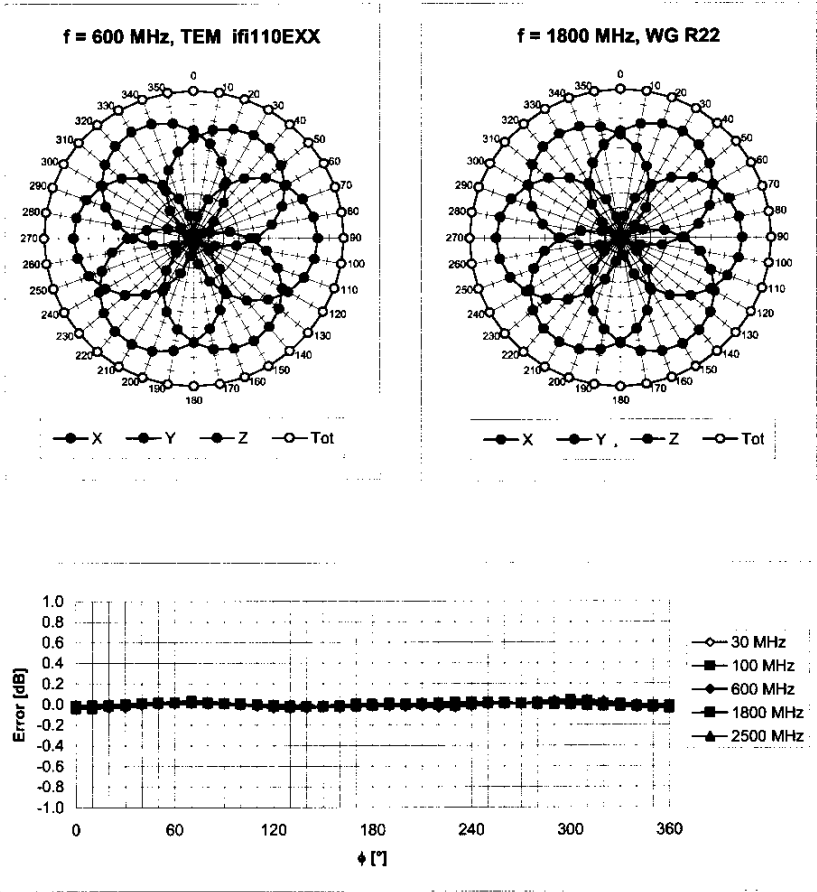
Uncertainty of Frequency Response of E-field: $\pm 6.3\%$ ($k=2$)

RTS RIM Testing Services	Document SAR Compliance Test Report for the BlackBerry 7130e Wireless Handheld Model No. RAV20CW		Page 7(28)
Author Data Lauren Weber	Dates of Test June 20 – July 04, 2005	Test Report No RTS-0181-0507-02 rev. 01	FCC ID: L6ARAV20CW

ET3DV6 SN:1642

January 7, 2005

Receiving Pattern (φ), θ = 0°



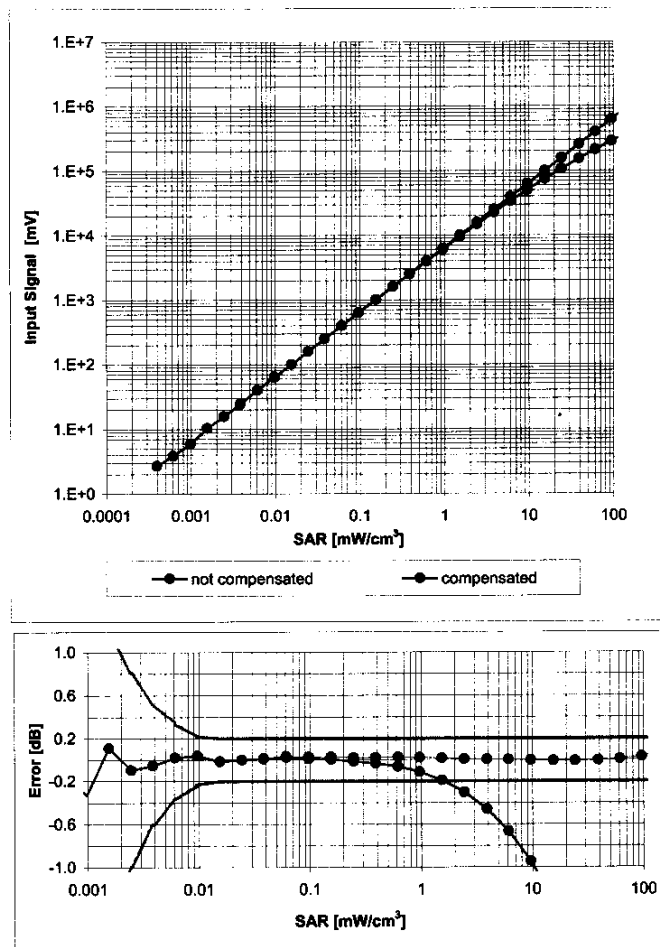
Uncertainty of Axial Isotropy Assessment: ± 0.5% (k=2)

RTS RIM Testing Services	Document SAR Compliance Test Report for the BlackBerry 7130e Wireless Handheld Model No. RAV20CW		Page 8(28)
Author Data Lauren Weber	Dates of Test June 20 – July 04, 2005	Test Report No RTS-0181-0507-02 rev. 01	FCC ID: L6ARAV20CW

ET3DV6 SN:1642

January 7, 2005

Dynamic Range $f(\text{SAR}_{\text{head}})$ (Waveguide R22, $f = 1800 \text{ MHz}$)



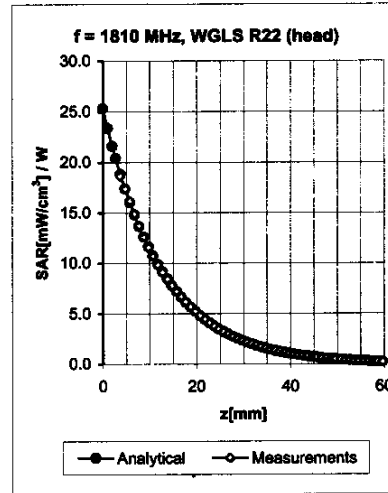
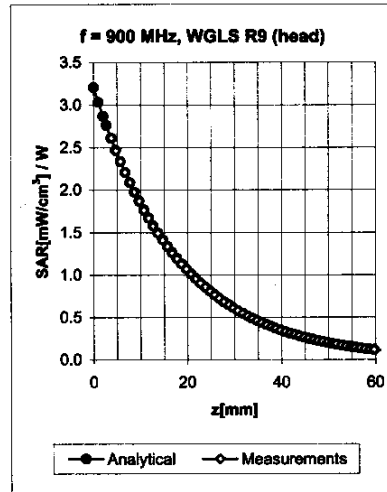
Uncertainty of Linearity Assessment: $\pm 0.6\%$ ($k=2$)

RTS RIM Testing Services	Document SAR Compliance Test Report for the BlackBerry 7130e Wireless Handheld Model No. RAV20CW		Page 9(28)
Author Data Lauren Weber	Dates of Test June 20 – July 04, 2005	Test Report No RTS-0181-0507-02 rev. 01	FCC ID: L6ARAV20CW

ET3DV6 SN:1642

January 7, 2005

Conversion Factor Assessment



f [MHz]	Validity [MHz] ^c	TSL	Permittivity	Conductivity	Alpha	Depth	ConvF Uncertainty
900	± 50 / ± 100	Head	41.5 ± 5%	0.97 ± 5%	0.65	1.81	6.52 ± 11.0% (k=2)
1810	± 50 / ± 100	Head	40.0 ± 5%	1.40 ± 5%	0.62	2.32	5.29 ± 11.0% (k=2)
900	± 50 / ± 100	Body	55.0 ± 5%	1.05 ± 5%	0.53	2.11	6.18 ± 11.0% (k=2)
1810	± 50 / ± 100	Body	53.3 ± 5%	1.52 ± 5%	0.58	2.76	4.78 ± 11.0% (k=2)

^c The validity of ± 100 MHz only applies for DASY v4.4 and higher (see Page 2). The uncertainty is the RSS of the ConvF uncertainty at calibration frequency and the uncertainty for the indicated frequency band.

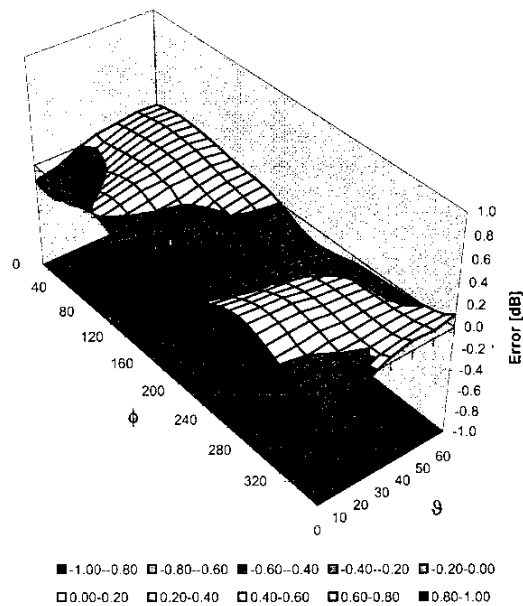
RTS RIM Testing Services	Document SAR Compliance Test Report for the BlackBerry 7130e Wireless Handheld Model No. RAV20CW		Page 10(28)
	Author Data Lauren Weber	Dates of Test June 20 – July 04, 2005	Test Report No RTS-0181-0507-02 rev. 01
		FCC ID: L6ARAV20CW	

ET3DV6 SN:1642

January 7, 2005

Deviation from Isotropy in HSL

Error (ϕ , θ), $f = 900$ MHz



Uncertainty of Spherical Isotropy Assessment: $\pm 2.6\%$ ($k=2$)

RTS RIM Testing Services	Document		Page
	SAR Compliance Test Report for the BlackBerry 7130e Wireless Handheld Model No. RAV20CW		11(28)
Author Data	Dates of Test	Test Report No	FCC ID:
Lauren Weber	June 20 – July 04, 2005	RTS-0181-0507-02 rev. 01	L6ARAV20CW

Calibration Laboratory of
Schmid & Partner
Engineering AG
 Zeughausstrasse 43, 8004 Zurich, Switzerland



S Schweizerischer Kalibrierdienst
C Service suisse d'étalonnage
S Servizio svizzero di taratura
S Swiss Calibration Service

Accredited by the Swiss Federal Office of Metrology and Accreditation
 The Swiss Accreditation Service is one of the signatories to the EA
 Multilateral Agreement for the recognition of calibration certificates

Accreditation No.: **SCS 108**

Client **RIM**

Certificate No: **D835V2-446_Jan05**

CALIBRATION CERTIFICATE			
Object	D835V2 - SN: 446		
Calibration procedure(s)	QA CAL-05.v6 Calibration procedure for dipole validation kits		
Calibration date:	January 7, 2005		
Condition of the calibrated item	In Tolerance		
<p>This calibration certificate documents the traceability to national standards, which realize the physical units of measurements (SI). The measurements and the uncertainties with confidence probability are given on the following pages and are part of the certificate.</p> <p>All calibrations have been conducted in the closed laboratory facility: environment temperature (22 ± 3)°C and humidity < 70%.</p> <p>Calibration Equipment used (M&TE critical for calibration)</p>			
Primary Standards	ID #	Cal Date (Calibrated by, Certificate No.)	Scheduled Calibration
Power meter EPM E442	GB37480704	12-Oct-04 (METAS, No. 251-00412)	Oct-05
Power sensor HP 8481A	US37292783	12-Oct-04 (METAS, No. 251-00412)	Oct-05
Reference 20 dB Attenuator	SN: 5086 (20g)	10-Aug-04 (METAS, No 251-00402)	Aug-05
Reference 10 dB Attenuator	SN: 5047.2 (10r)	10-Aug-04 (METAS, No 251-00402)	Aug-05
Reference Probe ET3DV6	SN 1507	26-Oct-04 (SPEAG, No. ET3-1507_Oct04)	Oct-05
DAE4	SN 907	03-May-04 (SPEAG, No. DAE4-907_May04)	May-05
Secondary Standards	ID #	Check Date (in house)	Scheduled Check
Power sensor HP 8481A	MY41092317	18-Oct-02 (SPEAG, in house check Oct-03)	In house check: Oct-05
RF generator R&S SML-03	100698	27-Mar-02 (SPEAG, in house check Dec-03)	In house check: Dec-05
Network Analyzer HP 8753E	US37390585 S4206	Oct-01 (SPEAG, in house check Nov-04)	In house check: Nov-05
Calibrated by:	Name Judith Müller	Function Laboratory Technician	Signature
Approved by:	Katja Pokovic	Technical Manager	
			Issued: January 13, 2005
This calibration certificate shall not be reproduced except in full without written approval of the laboratory.			

Certificate No: D835V2-446_Jan05

Page 1 of 6

RTS RIM Testing Services	Document SAR Compliance Test Report for the BlackBerry 7130e Wireless Handheld Model No. RAV20CW	Page 12(28)
Author Data Lauren Weber	Dates of Test June 20 – July 04, 2005	Test Report No RTS-0181-0507-02 rev. 01 FCC ID: L6ARAV20CW

**Calibration Laboratory of
Schmid & Partner
Engineering AG**
Zauggstrasse 43, 8004 Zurich, Switzerland



S Schweizerischer Kalibrierdienst
C Service suisse d'étalonnage
S Servizio svizzero di taratura
S Swiss Calibration Service

Accredited by the Swiss Federal Office of Metrology and Accreditation
The Swiss Accreditation Service is one of the signatories to the EA
Multilateral Agreement for the recognition of calibration certificates

Accreditation No.: **SCS 108**

Glossary:

TSL tissue simulating liquid
ConvF sensitivity in TSL / NORM x,y,z
N/A not applicable or not measured

Calibration is Performed According to the Following Standards:

- IEEE Std 1528-2003, "IEEE Recommended Practice for Determining the Peak Spatial-Averaged Specific Absorption Rate (SAR) in the Human Head from Wireless Communications Devices: Measurement Techniques", December 2003
- CENELEC EN 50361, "Basic standard for the measurement of Specific Absorption Rate related to human exposure to electromagnetic fields from mobile phones (300 MHz - 3 GHz), July 2001
- Federal Communications Commission Office of Engineering & Technology (FCC OET), "Evaluating Compliance with FCC Guidelines for Human Exposure to Radiofrequency Electromagnetic Fields; Additional Information for Evaluating Compliance of Mobile and Portable Devices with FCC Limits for Human Exposure to Radiofrequency Emissions", Supplement C (Edition 01-01) to Bulletin 65

Additional Documentation:

- DASY4 System Handbook

Methods Applied and Interpretation of Parameters:

- Measurement Conditions:** Further details are available from the Validation Report at the end of the certificate. All figures stated in the certificate are valid at the frequency indicated.
- Antenna Parameters with TSL:** The dipole is mounted with the spacer to position its feed point exactly below the center marking of the flat phantom section, with the arms oriented parallel to the body axis.
- Feed Point Impedance and Return Loss:** These parameters are measured with the dipole positioned under the liquid filled phantom. The impedance stated is transformed from the measurement at the SMA connector to the feed point. The Return Loss ensures low reflected power. No uncertainty required.
- Electrical Delay:** One-way delay between the SMA connector and the antenna feed point. No uncertainty required.
- SAR measured:** SAR measured at the stated antenna input power.
- SAR normalized:** SAR as measured, normalized to an input power of 1 W at the antenna connector.
- SAR for nominal TSL parameters:** The measured TSL parameters are used to calculate the nominal SAR result.

RTS RIM Testing Services	Document SAR Compliance Test Report for the BlackBerry 7130e Wireless Handheld Model No. RAV20CW		Page 13(28)
Author Data Lauren Weber	Dates of Test June 20 – July 04, 2005	Test Report No RTS-0181-0507-02 rev. 01	FCC ID: L6ARAV20CW

Measurement Conditions

DASY system configuration, as far as not given on page 1.

DASY Version	DASY4	V4.4
Extrapolation	Advanced Extrapolation	
Phantom	Modular Flat Phantom V4.9	
Distance Dipole Center - TSL	15 mm	with Spacer
Area Scan resolution	dx, dy = 15 mm	
Zoom Scan Resolution	dx, dy, dz = 5 mm	
Frequency	835 MHz \pm 1 MHz	

Head TSL parameters

The following parameters and calculations were applied.

	Temperature	Permittivity	Conductivity
Nominal Head TSL parameters	22.0 °C	41.5	0.90 mho/m
Measured Head TSL parameters	(22.0 \pm 0.2) °C	42.2 \pm 6 %	0.91 mho/m \pm 6 %
Head TSL temperature during test	(22.0 \pm 0.2) °C	----	----

SAR result with Head TSL

SAR averaged over 1 cm³ (1 g) of Head TSL	condition	
SAR measured	250 mW input power	2.27 mW / g
SAR normalized	normalized to 1W	9.08 mW / g
SAR for nominal Head TSL parameters ¹	normalized to 1W	9.10 mW / g \pm 17.0 % (k=2)

SAR averaged over 10 cm³ (10 g) of Head TSL	condition	
SAR measured	250 mW input power	1.48 mW / g
SAR normalized	normalized to 1W	5.92 mW / g
SAR for nominal Head TSL parameters ¹	normalized to 1W	5.93 mW / g \pm 16.5 % (k=2)

¹ Correction to nominal TSL parameters according to d), chapter "SAR Sensitivities"

RTS RIM Testing Services	Document SAR Compliance Test Report for the BlackBerry 7130e Wireless Handheld Model No. RAV20CW		Page 14(28)
Author Data Lauren Weber	Dates of Test June 20 – July 04, 2005	Test Report No RTS-0181-0507-02 rev. 01	FCC ID: L6ARAV20CW

Appendix

Antenna Parameters with Head TSL

Impedance, transformed to feed point	50.1 Ω - 7.1 j Ω
Return Loss	- 22.9 dB

General Antenna Parameters and Design

Electrical Delay (one direction)	1.385 ns
----------------------------------	----------

After long term use with 100W radiated power, only a slight warming of the dipole near the feedpoint can be measured.

The dipole is made of standard semirigid coaxial cable. The center conductor of the feeding line is directly connected to the second arm of the dipole. The antenna is therefore short-circuited for DC-signals.

No excessive force must be applied to the dipole arms, because they might bend or the soldered connections near the feedpoint may be damaged.

Additional EUT Data

Manufactured by	SPEAG
Manufactured on	October 24, 2001

RTS RIM Testing Services	Document SAR Compliance Test Report for the BlackBerry 7130e Wireless Handheld Model No. RAV20CW		Page 15(28)
Author Data Lauren Weber	Dates of Test June 20 – July 04, 2005	Test Report No RTS-0181-0507-02 rev. 01	FCC ID: L6ARAV20CW

DASY4 Validation Report for Head TSL

Date/Time: 01/07/05 15:08:43

Test Laboratory: SPEAG, Zurich, Switzerland

DUT: Dipole 835 MHz; Type: D835V2; Serial: D835V2 - SN446

Communication System: CW-835; Frequency: 835 MHz; Duty Cycle: 1:1

Medium: HSL 900 MHz;

Medium parameters used: $f = 835 \text{ MHz}$; $\sigma = 0.91 \text{ mho/m}$; $\epsilon_r = 42.2$; $\rho = 1000 \text{ kg/m}^3$

Phantom section: Flat Section

Measurement Standard: DASY4 (High Precision Assessment)

DASY4 Configuration:

- Probe: ET3DV6 - SN1507; ConvF(6.24, 6.24, 6.24); Calibrated: 26.10.2004
- Sensor-Surface: 4mm (Mechanical Surface Detection)
- Electronics: DAE4 Sn907; Calibrated: 03.05.2004
- Phantom: Flat Phantom 4.9L; Type: QD000P50AA; Serial: SN:1001;
- Measurement SW: DASY4, V4.4 Build 10; Postprocessing SW: SEMCAD, V1.8 Build 133

Pin = 250 mW; d = 15 mm/Area Scan (81x81x1): Measurement grid: $dx=15\text{mm}$, $dy=15\text{mm}$
Maximum value of SAR (interpolated) = 2.44 mW/g


Pin = 250 mW; d = 15 mm/Zoom Scan (7x7x7)/Cube 0: Measurement grid: $dx=5\text{mm}$, $dy=5\text{mm}$, $dz=5\text{mm}$

Reference Value = 54.2 V/m; Power Drift = 0.0 dB

Peak SAR (extrapolated) = 3.36 W/kg

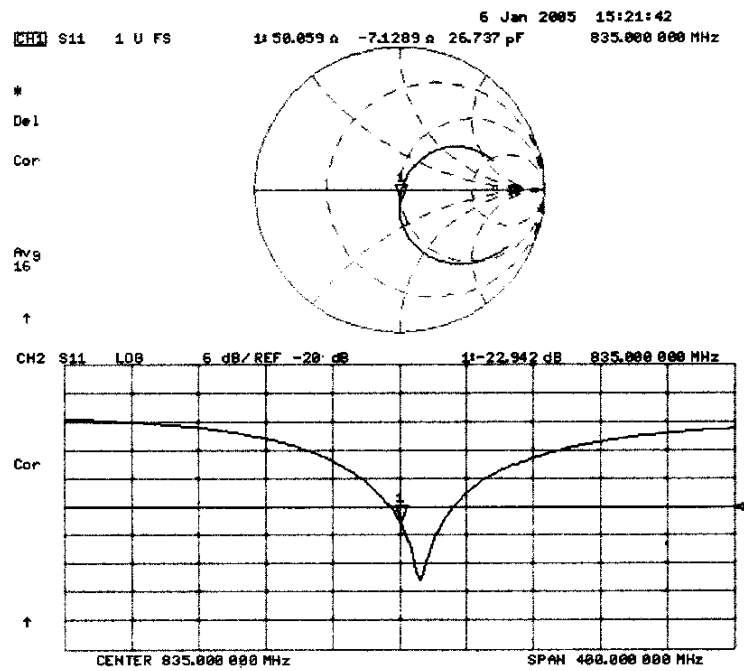
SAR(1 g) = 2.27 mW/g; SAR(10 g) = 1.48 mW/g

Maximum value of SAR (measured) = 2.45 mW/g



<div>RTS</div> <div>RIM Testing Services</div>	Document		Page
	SAR Compliance Test Report for the BlackBerry 7130e Wireless Handheld Model No. RAV20CW		16(28)
Author Data Lauren Weber	Dates of Test June 20 – July 04, 2005	Test Report No RTS-0181-0507-02 rev. 01	FCC ID: L6ARAV20CW

Impedance Measurement Plot for Head TSL



RTS RIM Testing Services	Document SAR Compliance Test Report for the BlackBerry 7130e Wireless Handheld Model No. RAV20CW		Page 17(28)
	Author Data Lauren Weber	Dates of Test June 20 – July 04, 2005	Test Report No RTS-0181-0507-02 rev. 01

Calibration Laboratory of
Schmid & Partner
Engineering AG
 Zeughausstrasse 43, 8004 Zurich, Switzerland



S Schweizerischer Kalibrierdienst
C Service suisse d'étalonnage
S Servizio svizzero di taratura
S Swiss Calibration Service

Accredited by the Swiss Federal Office of Metrology and Accreditation
 The Swiss Accreditation Service is one of the signatories to the EA
 Multilateral Agreement for the recognition of calibration certificates

Accreditation No.: **SCS 108**

Client **RIM**

Certificate No: **D1900V2-545_Jan05**

CALIBRATION CERTIFICATE

Object **D1900V2 - SN: 545**

Calibration procedure(s) **QA CAL-05.v6**
Calibration procedure for dipole validation kits

Calibration date: **January 06, 2005**


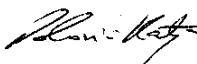
Condition of the calibrated item **In Tolerance**

This calibration certificate documents the traceability to national standards, which realize the physical units of measurements (SI).
 The measurements and the uncertainties with confidence probability are given on the following pages and are part of the certificate.

All calibrations have been conducted in the closed laboratory facility: environment temperature (22 ± 3)°C and humidity < 70%.

Calibration Equipment used (M&TE critical for calibration)

Primary Standards	ID #	Cal Date (Calibrated by, Certificate No.)	Scheduled Calibration
Power meter EPM E442	GB37480704	12-Oct-04 (METAS, No. 251-00412)	Oct-05
Power sensor HP 8481A	US37292783	12-Oct-04 (METAS, No. 251-00412)	Oct-05
Reference 20 dB Attenuator	SN: 5086 (20g)	10-Aug-04 (METAS, No 251-00402)	Aug-05
Reference 10 dB Attenuator	SN: 5047.2 (10r)	10-Aug-04 (METAS, No 251-00402)	Aug-05
Reference Probe ET3DV6	SN 1507	26-Oct-04 (SPEAG, No. ET3-1507_Oct04)	Oct-05
DAE4	SN 907	03-May-04 (SPEAG, No. DAE4-907_May04)	May-05
Secondary Standards	ID #	Check Date (in house)	Scheduled Check
Power sensor HP 8481A	MY41092317	18-Oct-02 (SPEAG, in house check Oct-03)	In house check: Oct-05
RF generator R&S SML-03	100698	27-Mar-02 (SPEAG, in house check Dec-03)	In house check: Dec-05
Network Analyzer HP 8753E	US37390585 S4206	18-Oct-01 (SPEAG, in house check Nov-04)	In house check: Nov 05

Calibrated by:	Name Judith Müller	Function Laboratory Technician	Signature 
Approved by:	Katja Pokovic	Technical Manager	

Issued: January 13, 2005

This calibration certificate shall not be reproduced except in full without written approval of the laboratory.

Certificate No: D1900V2-545_Jan05

Page 1 of 6

RTS RIM Testing Services	Document SAR Compliance Test Report for the BlackBerry 7130e Wireless Handheld Model No. RAV20CW	Page 18(28)
Author Data Lauren Weber	Dates of Test June 20 – July 04, 2005	Test Report No RTS-0181-0507-02 rev. 01 FCC ID: L6ARAV20CW

Calibration Laboratory of
Schmid & Partner
Engineering AG
Zeughausstrasse 43, 8004 Zurich, Switzerland



S Schweizerischer Kalibrierdienst
S Service suisse d'étalonnage
C Servizio svizzero di taratura
S Swiss Calibration Service

Accredited by the Swiss Federal Office of Metrology and Accreditation
The Swiss Accreditation Service is one of the signatories to the EA
Multilateral Agreement for the recognition of calibration certificates

Accreditation No.: **SCS 108**

Glossary:

TSL tissue simulating liquid
ConvF sensitivity in TSL / NORM x,y,z
N/A not applicable or not measured

Calibration is Performed According to the Following Standards:

- IEEE Std 1528-2003, "IEEE Recommended Practice for Determining the Peak Spatial-Averaged Specific Absorption Rate (SAR) in the Human Head from Wireless Communications Devices: Measurement Techniques", December 2003
- CENELEC EN 50361, "Basic standard for the measurement of Specific Absorption Rate related to human exposure to electromagnetic fields from mobile phones (300 MHz - 3 GHz), July 2001
- Federal Communications Commission Office of Engineering & Technology (FCC OET), "Evaluating Compliance with FCC Guidelines for Human Exposure to Radiofrequency Electromagnetic Fields; Additional Information for Evaluating Compliance of Mobile and Portable Devices with FCC Limits for Human Exposure to Radiofrequency Emissions", Supplement C (Edition 01-01) to Bulletin 65

Additional Documentation:

- DASY4 System Handbook

Methods Applied and Interpretation of Parameters:

- Measurement Conditions:** Further details are available from the Validation Report at the end of the certificate. All figures stated in the certificate are valid at the frequency indicated.
- Antenna Parameters with TSL:** The dipole is mounted with the spacer to position its feed point exactly below the center marking of the flat phantom section, with the arms oriented parallel to the body axis.
- Feed Point Impedance and Return Loss:** These parameters are measured with the dipole positioned under the liquid filled phantom. The impedance stated is transformed from the measurement at the SMA connector to the feed point. The Return Loss ensures low reflected power. No uncertainty required.
- Electrical Delay:** One-way delay between the SMA connector and the antenna feed point. No uncertainty required.
- SAR measured:** SAR measured at the stated antenna input power.
- SAR normalized:** SAR as measured, normalized to an input power of 1 W at the antenna connector.
- SAR for nominal TSL parameters:** The measured TSL parameters are used to calculate the nominal SAR result.

RTS RIM Testing Services	Document SAR Compliance Test Report for the BlackBerry 7130e Wireless Handheld Model No. RAV20CW		Page 19(28)
Author Data Lauren Weber	Dates of Test June 20 – July 04, 2005	Test Report No RTS-0181-0507-02 rev. 01	FCC ID: L6ARAV20CW

Measurement Conditions

DASY system configuration, as far as not given on page 1.

DASY Version	DASY4	V4.4
Extrapolation	Advanced Extrapolation	
Phantom	Modular Flat Phantom V4.9	
Distance Dipole Center - TSL	10 mm	with Spacer
Area Scan resolution	dx, dy = 15 mm	
Zoom Scan Resolution	dx, dy, dz = 5 mm	
Frequency	1900 MHz ± 1 MHz	

Head TSL parameters

The following parameters and calculations were applied.

	Temperature	Permittivity	Conductivity
Nominal Head TSL parameters	22.0 °C	40.0	1.40 mho/m
Measured Head TSL parameters	(22.0 ± 0.2) °C	38.9 ± 6 %	1.45 mho/m ± 6 %
Head TSL temperature during test	(22.0 ± 0.2) °C	----	----

SAR result with Head TSL

SAR averaged over 1 cm³ (1 g) of Head TSL	condition	
SAR measured	250 mW input power	10.2 mW / g
SAR normalized	normalized to 1W	40.8 mW / g
SAR for nominal Head TSL parameters ¹	normalized to 1W	39.5 mW / g ± 17.0 % (k=2)

SAR averaged over 10 cm³ (10 g) of Head TSL	condition	
SAR measured	250 mW input power	5.34 mW / g
SAR normalized	normalized to 1W	21.4 mW / g
SAR for nominal Head TSL parameters ¹	normalized to 1W	20.7 mW / g ± 16.5 % (k=2)

¹ Correction to nominal TSL parameters according to d), chapter "SAR Sensitivities"

RTS RIM Testing Services	Document SAR Compliance Test Report for the BlackBerry 7130e Wireless Handheld Model No. RAV20CW		Page 20(28)
Author Data Lauren Weber	Dates of Test June 20 – July 04, 2005	Test Report No RTS-0181-0507-02 rev. 01	FCC ID: L6ARAV20CW

Appendix

Antenna Parameters with Head TSL

Impedance, transformed to feed point	51.7 Ω + 2.1 j Ω
Return Loss	- 31.5 dB

General Antenna Parameters and Design

Electrical Delay (one direction)	1.198 ns
----------------------------------	----------

After long term use with 100W radiated power, only a slight warming of the dipole near the feedpoint can be measured.

The dipole is made of standard semirigid coaxial cable. The center conductor of the feeding line is directly connected to the second arm of the dipole. The antenna is therefore short-circuited for DC-signals.

No excessive force must be applied to the dipole arms, because they might bend or the soldered connections near the feedpoint may be damaged.

Additional EUT Data

Manufactured by	SPEAG
Manufactured on	November 15, 2001

RTS RIM Testing Services	Document SAR Compliance Test Report for the BlackBerry 7130e Wireless Handheld Model No. RAV20CW		Page 21(28)
Author Data Lauren Weber	Dates of Test June 20 – July 04, 2005	Test Report No RTS-0181-0507-02 rev. 01	FCC ID: L6ARAV20CW

DASY4 Validation Report for Head TSL

Date/Time: 01/06/05 18:30:23

Test Laboratory: SPEAG, Zurich, Switzerland

DUT: Dipole 1900 MHz; Type: D1900V2; Serial: D1900V2 - SN545

Communication System: CW-1900; Frequency: 1900 MHz; Duty Cycle: 1:1

Medium: HSL 1900 MHz;

Medium parameters used: $f = 1900$ MHz; $\sigma = 1.45$ mho/m; $\epsilon_r = 39.6$; $\rho = 1000$ kg/m³

Phantom section: Flat Section

Measurement Standard: DASY4 (High Precision Assessment)

DASY4 Configuration:

- Probe: ET3DVB6 - SN1507; ConvF(4.96, 4.96, 4.96); Calibrated: 26.10.2004
- Sensor-Surface: 4mm (Mechanical Surface Detection)
- Electronics: DAE4 Sn907; Calibrated: 03.05.2004
- Phantom: Flat Phantom quarter size; Type: QD000P50AA; Serial: SN:1001;
- Measurement SW: DASY4, V4.4 Build 10; Postprocessing SW: SEMCAD, V1.8 Build 133

Pin = 250 mW; d = 10 mm/Area Scan (81x81x1): Measurement grid: dx=15mm, dy=15mm
Maximum value of SAR (interpolated) = 11.6 mW/g

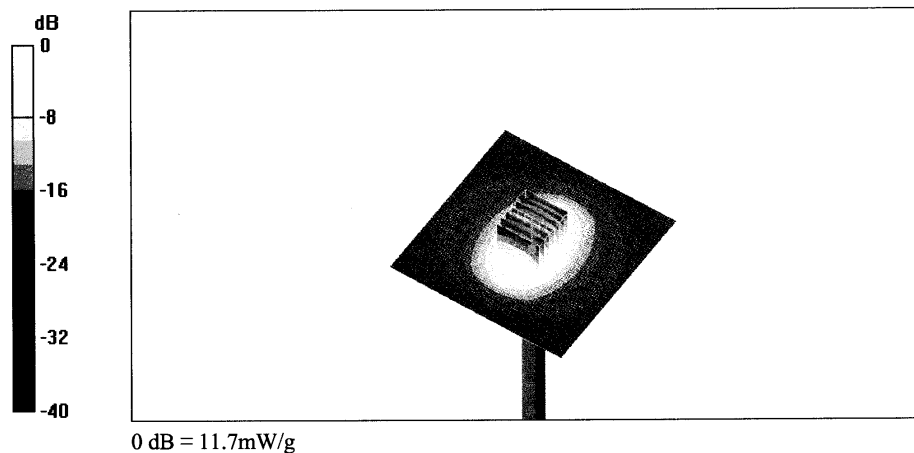
Pin = 250 mW; d = 10 mm/Zoom Scan (7x7x7)/Cube 0: Measurement grid: dx=5mm, dy=5mm,
dz=5mm

Reference Value = 95.2 V/m; Power Drift = 0.007 dB

Peak SAR (extrapolated) = 18 W/kg

SAR(1 g) = 10.2 mW/g; SAR(10 g) = 5.34 mW/g

Maximum value of SAR (measured) = 11.7 mW/g



RTS RIM Testing Services	Document SAR Compliance Test Report for the BlackBerry 7130e Wireless Handheld Model No. RAV20CW		Page 23(28)
Author Data Lauren Weber	Dates of Test June 20 – July 04, 2005	Test Report No RTS-0181-0507-02 rev. 01	FCC ID: L6ARAV20CW

APPENDIX E: SAR SET UP PHOTOS

RTS RIM Testing Services	Document SAR Compliance Test Report for the BlackBerry 7130e Wireless Handheld Model No. RAV20CW		Page 24(28)
	Author Data Lauren Weber	Dates of Test June 20 – July 04, 2005	Test Report No RTS-0181-0507-02 rev. 01
		FCC ID: L6ARAV20CW	



Figure E1. Right side cheek/touch configuration



Figure E2. Right side tilt configuration

RTS RIM Testing Services	Document SAR Compliance Test Report for the BlackBerry 7130e Wireless Handheld Model No. RAV20CW		Page 25(28)
	Author Data Lauren Weber	Dates of Test June 20 – July 04, 2005	Test Report No RTS-0181-0507-02 rev. 01
		FCC ID: L6ARAV20CW	



Figure E3. Left side cheek/touch configuration



Figure E4. Left side tilt configuration

RTS RIM Testing Services	Document SAR Compliance Test Report for the BlackBerry 7130e Wireless Handheld Model No. RAV20CW		Page 26(28)
Author Data Lauren Weber	Dates of Test June 20 – July 04, 2005	Test Report No RTS-0181-0507-02 rev. 01	FCC ID: L6ARAV20CW




Figure E5. Body worn configuration, keychain holster, headset attached



Figure E6. Body worn configuration, leather holster

RTS RIM Testing Services	Document SAR Compliance Test Report for the BlackBerry 7130e Wireless Handheld Model No. RAV20CW		Page 27(28)
	Author Data Lauren Weber	Dates of Test June 20 – July 04, 2005	Test Report No RTS-0181-0507-02 rev. 01
		FCC ID: L6ARAV20CW	



Figure E7. Body worn configuration, fabric holster



Figure E8. Body worn configuration, LeatherSwivel holster

RTS RIM Testing Services	Document SAR Compliance Test Report for the BlackBerry 7130e Wireless Handheld Model No. RAV20CW		Page 28(28)
Author Data Lauren Weber	Dates of Test June 20 – July 04, 2005	Test Report No RTS-0181-0507-02 rev. 01	FCC ID: L6ARAV20CW



Figure E9. Body worn configuration, no holster, 15mm distance