



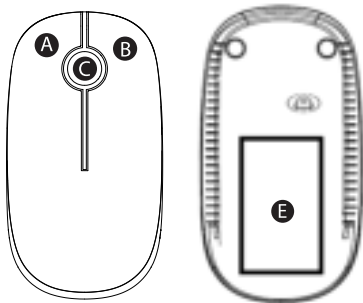
Wireless mouse model:I268

User Manual

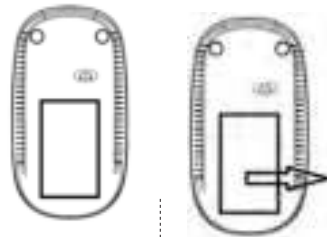


Overview

- A** Left button
- B** Right button
- C** Scroll wheel & Middle
- E** USB receiver



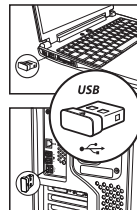
1



1.Open the back cover
and install the battery

2.Take out the receiver

3.Insert the usb receiver
into the usb port of PC



2

Data parameter

Basic:

Data transmission:1Mbps

Frequency: 2402.8MHz-2480.8MHz

Channel: 16

Engine: Optical

Distance: 20m

Voltage: 3.0V

Current: 11mA

Mouse Key life: Above 3 millions

Mouse Size: 110x60x31mm

Mouse Weight: 62g

Tracking performance:

Mouse Resolution: 1600DPI

Polling rate: 250Hz

System requirement:

Windows: 2000/ ME/

XP(x64)/ Vista/ 7/ 8/ 10

Workable USB port

Package included:

▶ 1 x Wireless mouse

▶ 1 x USB receiver

(in battery storage)

▶ 1 x User guide

3

Warning:Changes or modifications to this unit not expressly approved by the party responsible for compliance could void the user's authority to operate the equipment.

NOTE:This device complies with part 15 of the FCC Rules. Operation is subject to the following two conditions: (1) This device may not cause harmful interference, and (2) this device must accept any interference received, including interference that may cause undesired operation.

FCC Statement:This equipment has been tested and found to comply with the limits for a Class B digital device, pursuant to part 15 of the FCC Rules. These limits are designed to provide reasonable protection against harmful interference in a residential installation. This equipment generates, uses and can radiate radio frequency energy and, if not installed and used in accordance with the instructions, may cause harmful interference to radio communications. However, there is no guarantee that interference will not occur in a particular installation. If this equipment does cause harmful interference to radio or television reception, which can be determined by turning the equipment off and on, the user is encouraged to try to correct the interference by one or more of the following measures:

- Reorient or relocate the receiving antenna.
- Increase the separation between the equipment and receiver.
- Connect the equipment into an outlet on a circuit different from that to which the receiver is connected.
- Consult the dealer or an experienced radio/TV technician for help.

RF exposure compliance statement:

This device has been evaluated to meet the general RF exposure requirement



Manufacturer of FD: Dongguan Lingjie Electronic Technology Co., Ltd.
Address: Building B, No. 16, Zhenxing North Road, Xiegang Town,
Dongguan, Guangdong, China
Execution standard number of the mouse: GB/T 26245-2010
Made in China