

MEASUREMENT/TECHNICAL REPORT



Intermec Technologies Corporation
EasyLAN® Wireless CF Radio
2.4 GHz Spread Spectrum Transmitter

REPORT NO: 040804-1

DATE: Aug. 8, 2004

Appendix H

TEST SETUP PHOTOS

Page 2

Front view of EasyLAN Wireless CF radio, Radiated Emissions.
Rear view of EasyLAN Wireless CF radio, Radiated Emissions.

Page 3

Front close-up RE, showing radio above 3400E chassis.
Rear close-up RE, showing radio above 3400E chassis.

Page 4


Shows dipole antenna testing above 12.5 GHz emissions setup.
Shows panel antenna testing above 12.5 GHz emissions setup.

Page 5


3400E front view of conducted emissions setup.
Rear view of conducted emissions setup.

Page 6

4400 front view of conducted emissions setup.
Rear view of conducted emissions setup.




Front view of EasyLAN Wireless CF radio, Radiated Emissions (RE).




Rear view of EasyLAN Wireless CF radio, RE.




Front close-up RE, showing radio above 3400E chassis.




Rear close-up RE, showing radio above 3400E chassis.




Shows dipole antenna testing above 12.5 GHz emissions setup.




Shows panel antenna testing above 12.5 GHz emissions setup.




3400E front view of conducted emissions setup.



Rear view of conducted emissions setup.



4400 front view of conducted emissions setup.



Rear view of conducted emissions setup.