

TEST SETUP PHOTOS

1 Radiated Test Photo


Below 30MHz-BLE/LoRa




Close-up-BLE/LoRa




30MHz-1GHz-BLE



Close-up-BLE




30MHz-1GHz-LoRa



Close-up-LoRa



Above 1GHz-BLE/LoRa




Close-up-BLE/LoRa




2 Conducted Test Photo

Conducted Test-BLE



Conducted Test-LoRa



3 Conducted Emission

Photo 1-BLE/LoRa




Photo 2-BLE/LoRa



--BLANK BELOW--