


Figure 2




Test Setup for RF Output Power Test

Figure 3




Test Setup for Frequency Stability Test



Test Setup for Frequency Stability Test

Figure 4



Test Setup for Radiated Emissions, 30MHz to 1GHz – Horizontal Polarization




Test Setup for Radiated Emissions, 30MHz to 1GHz – Vertical Polarization



Figure 5



Test Setup for Radiated Emissions, Above 1GHz – Horizontal Polarization



Test Setup for Radiated Emissions, Above 1GHz – Vertical Polarization