

# **gemini<sup>®</sup>**



## **GPA-115BT-PK**

### **HIGH-POWER 15" LED BLUETOOTH PARTY SPEAKER BUNDLE**

©2023 Innovative Concepts & Design LLC. All Right Reserved.  
Bluetooth<sup>®</sup> is a registered trademark of Bluetooth SIG Inc.  
Product Specifications and colors may vary from photo.

Manufactured and serviced by:  
Innovative Concepts & Design LLC  
458 Florida Grove Road  
Perth Amboy, NJ 08861 USA  
(732)587-5466

[geminisound.com](http://geminisound.com)

# INDEX

|                          |    |
|--------------------------|----|
| What's Included          | 2  |
| Precautions              | 3  |
| Introduction             | 4  |
| Features                 | 5  |
| Product Overview         | 6  |
| Operations               | 8  |
| Specifications           | 9  |
| FCC Compliance Statement | 10 |
| Legality & Safety        | 11 |
| Warranty Info            | 12 |
| Manual en Español        | 13 |

## What's Included

1 x GPA-115BT 15" Loudspeaker  
1 x Power Cable  
1 x Wired Microphone  
1 x Tripod Speaker Stand  
1 x User Manual

## PRECAUTIONS

### PLEASE READ THESE INSTRUCTIONS GIVEN IN THIS MANUAL AND THOSE MARKED ON THE UNIT

This set has been designed and manufactured to assure personal safety. Improper use can result in electric shock or fire hazard. The safeguards incorporated in this unit will protect you if you observe the following procedures for installation, use and servicing. This unit is fully transistorized and does not contain any parts that can be repaired by the user.

## WARNINGS

### Fire and electric shock hazard

- 1 - Do not place any open flame sources, such as lighted candles, on or near the apparatus.
- 2 - Do not attempt to service the apparatus yourself.
- 3 - Opening or removing covers may expose you to dangerous voltages or other hazards and will void the manufacturer's warranty.
- 4 - To prevent risk of fire or electric shock, avoid overloading wall outlets, extension cords, or integral convenience receptacles.
- 5 - Lightning storms Unplug this apparatus during lightning storms.
- 6- Object and liquid entry: Never insert objects of any kind through the openings of this apparatus, as it may touch dangerous voltage points or short-circuit parts that could result in a fire or electric shock. Care should be taken so that objects do not fall and liquids are not spilled into the apparatus through openings in the enclosure

### Battery charging

- 1 -To reduce the risk of fire or electric shock, do not expose the apparatus to rain or moisture while charging.
- 2 - The apparatus should not be exposed to dripping or splashing; and objects filled with liquids, such as vases, should not be placed on or near it while being charged.
- 3- Do not continue charging the battery if it does not reach full charge within the specified charging time. Overcharging may cause the battery to become hot, rupture, or ignite.
- 4 - Do not attempt to charge the battery in temperatures outside the range of 32°-104°F(0°-40°C).
- 5 - If you see any heat deformation or leakage, properly dispose of the battery.
- 6 - If the battery begins to leak, do not allow the liquid to come into contact with your skin or eyes. If contact has been made, wash the affected area with plenty of water and seek medical attention immediately.

# INTRODUCTION

Experience the ultimate party audio solution with our GPA-115BT-PK, a 15-inch powerhouse designed to elevate your gatherings to the next level. This dynamic bundle includes the GPA-115BT LED Party Bluetooth® Speaker, a Speaker Stand for optimal sound dispersion, and a wired microphone, giving you everything you need for an unforgettable party experience.

Boasting a robust 2000-watt Class AB amplifier, a custom-tuned 15" woofer, and a 1" high-frequency driver, the GPA-115BT delivers unparalleled sound quality, with crystal-clear highs and deep, distortion-free bass.

Whether you prefer to play your music collection via USB stick/SD card, stream audio through Bluetooth or FM radio, or connect any audio device to the RCA input, this speaker does it all. Plus, with RCA output and TWS (True Wireless Stereo) linking, you can expand your sound system effortlessly.

With two mic inputs, including ¼" and XLR ports, and dedicated gain control, the GPA-115BT doubles as a full PA system and a karaoke machine, perfect for those duets with your bestie.

We've paid meticulous attention to detail, ensuring you'll hear room-filling bass and crystal-clear sound reproduction. Let the multi-color LED light show move to the beat all night long. And don't forget the added convenience of a retractable trolley handle on top and side carry handles for easy transport. Power, portability, and pure entertainment – this is the complete party solution you've been searching for.

# FEATURES

## POWERFUL SOUND

Unleash 2000 watts of Class AB power for pristine bass and crystal-clear sound across the spectrum.

## DAZZLING LED DISPLAY

Enjoy full-color LED party lighting that dances along with your music, creating a mesmerizing atmosphere.

## VERSATILE AUDIO OPTIONS

Stream via Bluetooth, play from USB/SD, or connect any device - experience audio freedom.

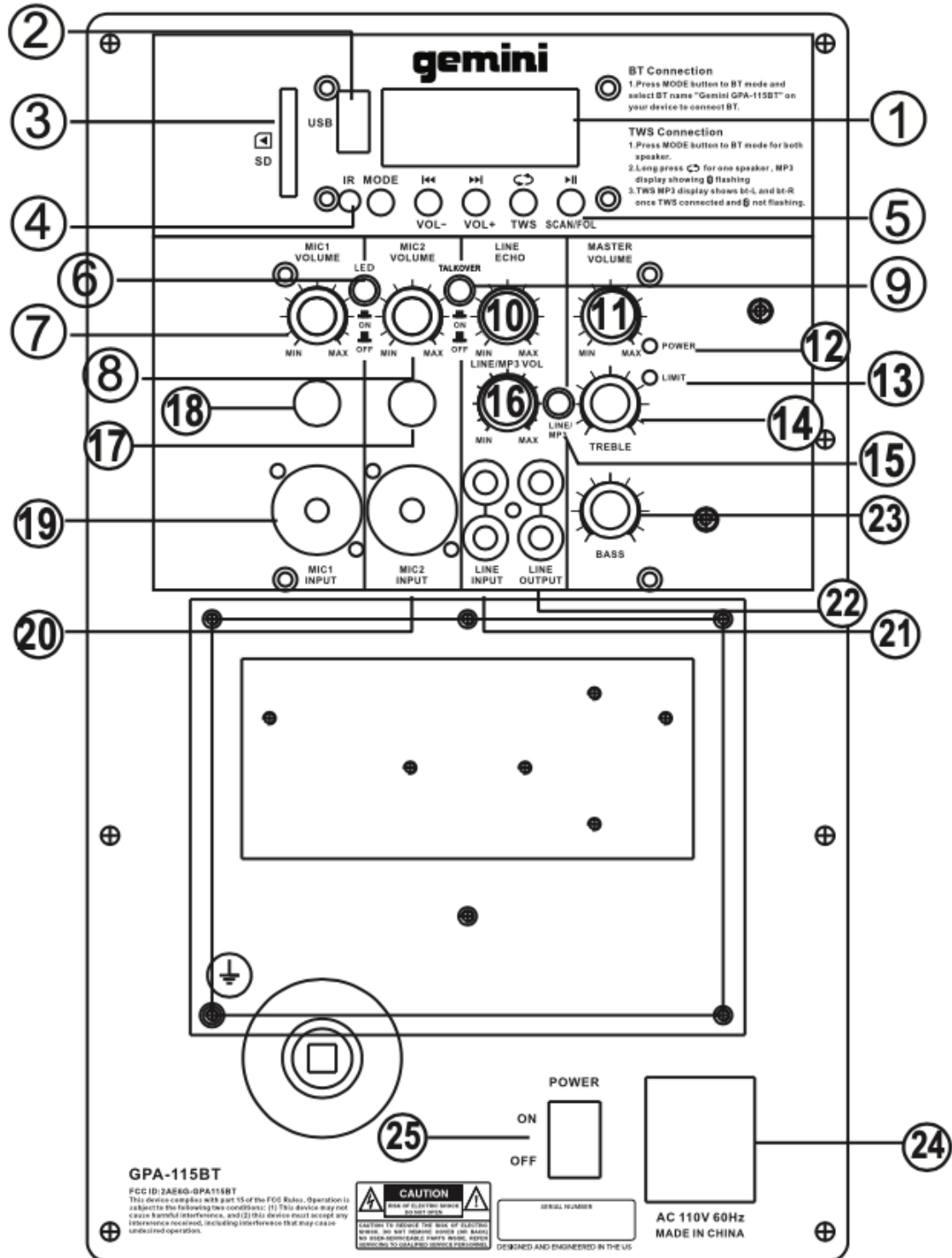
## TOTAL AUDIO CONTROL

Customize your sound with dedicated volume, EQ adjustments, and echo knobs for indoor or outdoor settings.





## COMPLETE PARTY PACKAGE

Includes a speaker stand and wired microphone - everything you need for a memorable event.

# PRODUCT OVERVIEW



1. Media Player LCD Display
2. USB input
3. SD Card input
4. IR Remote control receiver
5. Media Player Controls  
(See key below)
6. LED Light Switch (ON/OFF)
7. MIC1 volume control
8. MIC2 volume control
9. Microphone priority (Talkover)
10. MIC ECHO control
11. MASTER volume control
12. Power LED indicator
13. Limit LED indicator
14. Treble control
15. LINE/MP3 sound source switch
16. LINE/MP3 volume control
17. ¼" MIC2 line input
18. ¼" MIC1 line input
19. XLR MIC1 line input
20. XLR MIC2 line input
21. RCA (R+L)line input
22. RCA (R+L)line output
23. MIC bass control
24. AC IN 110V 60Hz
25. Main power switch

|   |   |
|---|---|
| <b>MODE</b>   | Select Playback Mode:<br>USB / SD / Bluetooth / FM Radio                      |
|  | <b>Previous Song</b><br>Long press to decrease volume                         |
|  | <b>Next Song</b><br>Long press to increase volume                             |
|  | <b>Repeat one / Repeat all / Random</b><br>Long press for TWS mode            |
|  | <b>Play / Pause</b><br>Long press to Scan FM stations<br>Navigate USB folders |

# OPERATIONS

## WIRED CONNECTIONS

1. Lower the volume completely before turning on.
2. Connect the speaker to your music source using the correct plug.
3. Plug the speaker into the power outlet.
4. Start your music source first, then switch on the speaker.
5. Adjust the volume using the control as needed.

## MEDIA PLAYER INSTRUCTIONS

1. Lower the volume before starting.
2. Power on the speaker.
3. If using USB or SD card:
  1. Insert the USB or SD card into the corresponding slot.
4. Press the MODE button to select the desired mode:
  1. For Bluetooth:
    1. Press MODE until "BT" is displayed.
    2. On your device, connect to Bluetooth and choose "Gemini GPA-115BT."
  2. For TWS (True Wireless Stereo):
    1. Press MODE to enter BT mode for both speakers.
    2. Long press on one speaker until the MP3 display flashes.
    3. TWS connection is established when "bt-L" and "bt-R" are displayed on the MP3 screen without flashing.
5. Once connected:
  1. Use the skip back/forward buttons to navigate through your music.
  2. Press the play/pause button to control playback.



# SPECIFICATIONS

|                        |  |
|------------------------|--|
| Active/Passive         | Active   |
| Amplifier Type         | Class AB   |
| LF Driver Size         | 15" Woofer with 1.5" voice coil                  |
| HF Driver Size         | 1" PEI Tweeter                                   |
| Total Power            | 2000 Watts Peak                                  |
| Inputs                 | 1 x Stereo RCA Aux input<br>2 x XLR/¼" Mic input |
| Outputs                | 1 x Stereo RCA Aux output                        |
| Media Player           | USB and SD Card playback<br>FM Radio             |
| Bluetooth              | Bluetooth® Streaming with TWS                    |
| Lighting               | LED Party Lighting                               |
| Frequency Response     | 60Hz-18kHz                                       |
| Max Peak SPL @ 1 Meter | 110 dB   |
| Signal Processing      | Bass and Treble Control, Echo Effect             |
| Enclosure Material     | Plastic  |
| Handles                | Top trolley and Side carry handles               |
| Mounting Options       | Speaker stand mount                              |
| Voltage                | 110V   |

**Responsible Party Name:**

Innovative Concepts & Designs LLC

**Company address:**

458 Florida Grove Road  
Perth Amboy, NJ, 08861 USA

**FCC Compliance Statement**

This device complies with Part 15 of the FCC Rules. The operation is subject to the following two conditions:

- (1) This device may not cause harmful interference, and
- (2) This device must accept any interference received, including interference that may cause undesired operation.

Note: This equipment has been tested and found to comply with the limits for a class B digital device, pursuant to Part 15 of the FCC Rules. These equipment generates uses and can radiate radio frequency energy and if not installed and used in accordance with the instructions, may cause harmful interference to radio communications. However, there is no guarantee that interference will not occur in a particular installation. If this equipment does cause interference to radio or television reception, which can be determined by turning the equipment off and then on, the user is encouraged to try to correct the interference by one or more of the following measures:

- Reorient or relocate the receiving antenna.
- Increase the separation between the equipment and receiver.
- Connect the equipment to a different outlet so that the equipment and receiver are on different branch circuits.
- Consult the dealer or an experienced radio/TV technician for help.

Any Changes or modifications not expressly approved by the party responsible for compliance could void the user's authority to operate the equipment. For Mountable Outdoor Bluetooth Speakers this equipment complies with FCC radiation exposure limits set forth for an uncontrolled environment. This equipment should be installed and operated with minimum distance 20cm between the radiator & your body.

FCC ID: 2AE6G-GPA115BT

**FCC RF Radiation Exposure Statement:**

- 1.This Transmitter must not be co-located or operating in conjunction with any other antenna or transmitter.
- 2.This equipment complies with RF radiation exposure limits set forth for an uncontrolled environment. This equipment should be installed and operated with minimum distance 20cm between the radiator and your body.

# LEGALITY & SAFETY

The device is not intended for use by people (including children) with reduced physical, sensory or mental capacity. People who have not read the manual, unless they have received an explanation by someone responsible for their safety, should not use this unit. Children should be monitored to ensure that they do not play with the device. The device should always be readily accessible. The device should not be exposed to water. No objects filled with liquids, such as vases, shall be placed on the device. Always leave a minimum distance of 10 cm around the unit to ensure sufficient ventilation. Open flame sources, such as candles, should not be placed on top of the device. The device is intended for use only in a temperate climate. At full volume, prolonged listening may damage your hearing and cause temporary or permanent deafness, hearing drone, tinnitus, or hyperacusis. Listening at high volume is not recommended. One hour per day is not recommended either. Danger of explosion if battery is incorrectly replaced or not replaced by the same type or equivalent. The battery should not be exposed to excessive heat such as sunshine or fire. Different types of batteries, or new and used batteries, should not be mixed. The battery must be installed according to its polarity. If the battery is worn, it must be removed from the product. The battery must be disposed of safely. Always use collection bins to protect the environment. The battery can only be replaced by the maker of this product, the sales department, or a qualified person. Switch the device off where the use of the device is not allowed or where there is a risk of causing interference or danger - for examples: on an aircraft, or near medical equipment, fuel, chemicals or blasting sites. Check the current laws and regulations regarding the use of this device in the areas where you drive. Do not handle the device when driving. Concentrate fully on driving. All wireless devices are susceptible to interference which may affect their performance. All our devices conform to international/national standards and regulations, and we aim to limit user exposure to electromagnetic fields. These standards and regulations were adopted after the completion of extensive scientific research. This research established no link between the use of the mobile headset and any adverse effects on health if the device is used in accordance with standard practices. Only qualified people are authorized to install or repair this product. Only use batteries, chargers and other accessories which are compatible with this equipment. Do not connect incompatible products. This equipment is not waterproof. Keep it dry. Keep your device in a safe place, out of the reach of young children. The device contains small parts which may present a choking hazard to kids

# WARRANTY

A. Innovative Concepts & Designs LLC guarantees its products to be free from defects in materials and workmanship for one (1) year from the original purchase date. Exceptions: Laser assemblies on CD Players, batteries, cartridges, and crossfaders are covered for 90 days.

B. This limited warranty does not cover damage or failure caused by abuse, misuse, abnormal use, faulty installation, improper maintenance or any repairs other than those provided by an authorized Innovative Concepts & Designs LLC Service Center.

C. There are no obligations of liability on the part of Innovative Concepts & Designs LLC for consequential damages arising out of or in connection with the use or performance of the product or other indirect damages with respect to loss of property, revenues, of profit, or costs of removal, installation, or reinstallation. All implied warranties for Innovative Concepts & Designs LLC, including implied warranties for fitness, are limited in duration to one (1) year from the original date of purchase, unless otherwise mandated by local statutes.

The logo for Gemini, featuring the word "gemini" in a bold, lowercase, sans-serif font. A registered trademark symbol (®) is located at the top right of the letter "i".

# gemini<sup>®</sup>

[support.geminisound.com](http://support.geminisound.com)

# INTRODUCCIÓN

Experimenta la mejor solución de audio para fiestas con nuestro GPA-115BT-PK, una potencia de 15 pulgadas diseñada para elevar tus reuniones al siguiente nivel. Este paquete dinámico incluye el altavoz Bluetooth® LED para fiestas GPA-115BT, un soporte de altavoz para una dispersión óptima del sonido y un micrófono con cable, que le brinda todo lo que necesita para una experiencia de fiesta inolvidable.

Con un robusto amplificador de clase AB de 2000 vatios, un woofer de 15" afinado a medida y un controlador de alta frecuencia de 1", el GPA-115BT ofrece una calidad de sonido incomparable, con agudos nítidos y graves profundos y sin distorsiones.

Ya sea que prefiera reproducir su colección de música a través de una memoria USB/tarjeta SD, transmitir audio a través de Bluetooth o radio FM, o conectar cualquier dispositivo de audio a la entrada RCA, este altavoz lo hace todo. Además, con la salida RCA y la vinculación TWS (True Wireless Stereo), puedes ampliar tu sistema de sonido sin esfuerzo.

Con dos entradas de micrófono, incluidos puertos de 1/4" y XLR, y control de ganancia dedicado, el GPA-115BT funciona como un sistema de PA completo y una máquina de karaoke, perfecto para esos duetos con tu mejor amigo.

Hemos prestado una atención meticulosa a los detalles, asegurándonos de que escucharás unos graves envolventes y una reproducción de sonido nítida. Deje que el espectáculo de luces LED multicolor se mueva al ritmo de la música durante toda la noche. Y no olvide la comodidad adicional de un asa de carro retráctil en la parte superior y las asas de transporte laterales para facilitar el transporte. Potencia, portabilidad y puro entretenimiento: esta es la solución completa para fiestas que has estado buscando.

# **FUNCIONES**

## **SONIDO POTENTE**

Libera 2000 vatios de potencia de clase AB para obtener graves impecables y un sonido nítido en todo el espectro.

## **DESLUMBRANTE PANTALLA LED**

Disfruta de la iluminación LED para fiestas a todo color que baila junto con tu música, creando una atmósfera fascinante.

## **OPCIONES DE AUDIO VERSÁTILES**

Transmita a través de Bluetooth, juegue desde USB / SD o conecte cualquier dispositivo: experimente la libertad de audio.

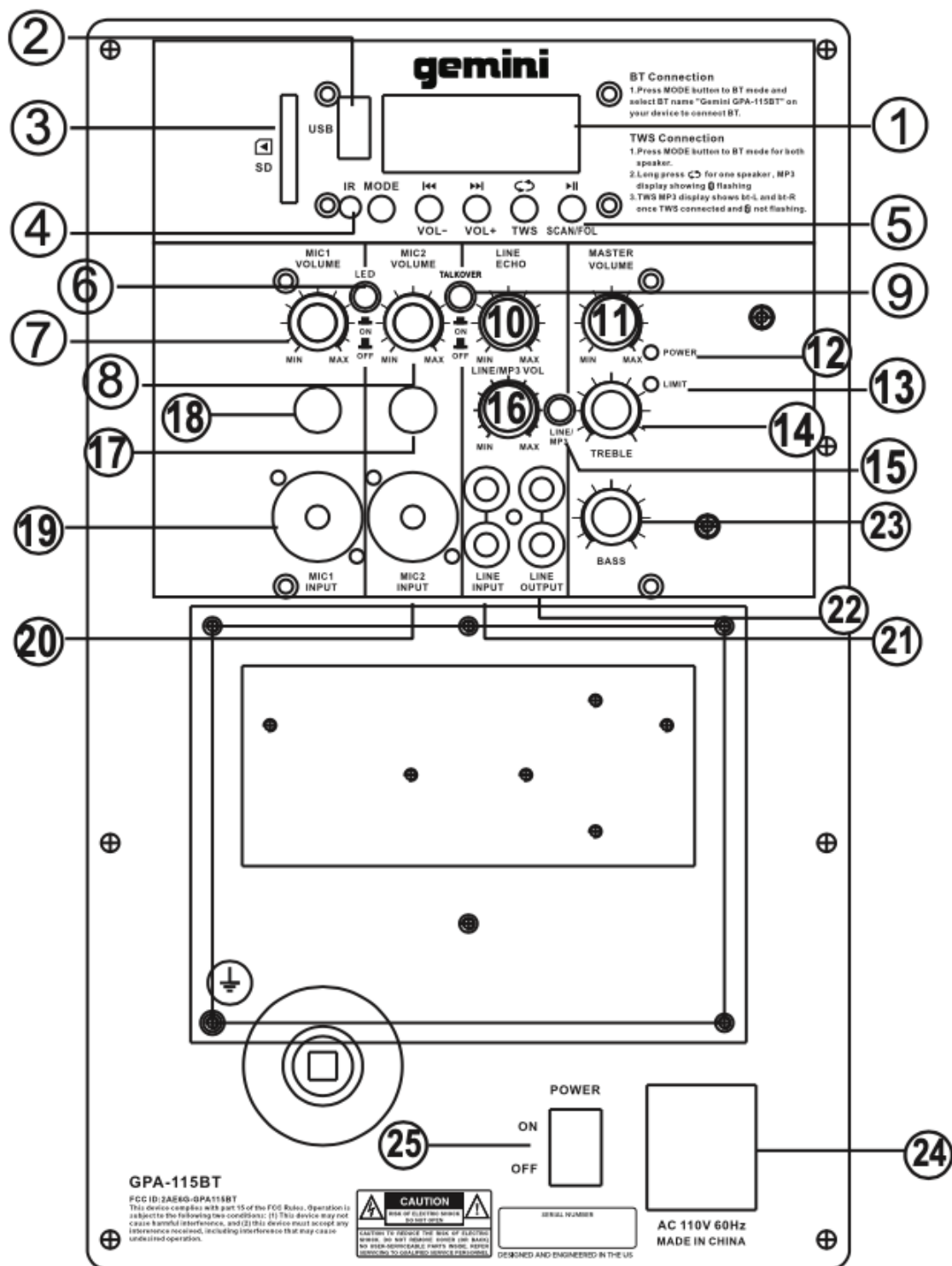
## **TOTAL AUDIO CONTROL**

Personaliza tu sonido con el volumen dedicado, los ajustes de ecualización y las perillas de eco para entornos interiores o exteriores.

## **PAQUETE COMPLETO DE FIESTA**

Incluye un soporte para altavoz y un micrófono con cable: todo lo que necesita para un evento memorable.

# DESCRIPCIÓN GENERAL



1. Pantalla LCD del reproductor multimedia
2. Entrada USB
3. Entrada de tarjeta SD
4. Receptor de control remoto IR
5. Controles del reproductor multimedia  
(consulte la clave a continuación)
6. Interruptor de luz LED (ENCENDIDO / APAGADO)
7. Control de volumen MIC18. Control de volumen MIC2
9. Prioridad del micrófono (Talkover)
10. Control MIC ECHO
11. Control de volumen MAESTRO
12. Indicador LED de encendido13. Indicador LED de límite14. Control de agudos15. Interruptor de fuente de sonido LINE/MP3
16. Control de volumen LINE/MP3
17. Entrada de línea MIC2 de 6,35 mm
18. Entrada de línea MIC1 de 6,35 mm
19. XLR Entrada de línea MIC1
20. Entrada de línea XLR MIC2
21. Entrada de línea RCA (R+L)
22. Salida de línea RCA (R+L)
23. Control de graves MIC
24. ENTRADA CA 110V 60Hz
25. Interruptor de alimentación principal

|   |   |
|---|---|
| <b>MODO</b>   | Seleccione el modo de reproducción:<br>USB / SD / Bluetooth / FM Radio                                |
|  | <b>Canción anterior</b><br>Mantenga presionado para disminuir el volumen                              |
|  | <b>Siguiente canción</b><br>Pulsación larga para aumentar el volumen                                  |
|  | <b>Repetir uno / Repetir todo / Aleatorio</b><br>Pulsación larga para el modo TWS                     |
|  | <b>Reproducir / Pausar</b><br>Mantenga presionado para escanear estaciones FM<br>Navigate USB folders |



# OPERACIONES

## CONEXIONES CABLEADAS

1. Baje el volumen por completo antes de encenderlo.
2. Conecte el altavoz a la fuente de música con el enchufe correcto.
3. Enchufe el altavoz a la toma de corriente.
4. Primero enciende la fuente de música y luego enciende el altavoz.
5. Ajuste el volumen con el control según sea necesario.

## INSTRUCCIONES DEL REPRODUCTOR MULTIMEDIA

- Baje el volumen antes de comenzar.
- Encienda el altavoz.
- Si usa una tarjeta USB o SD:
  - Inserte la tarjeta USB o SD en la ranura correspondiente.
- 4.Presione el botón MODE para seleccionar el modo deseado:
  - Para Bluetooth:
    - Presione MODE hasta que aparezca "BT".
    - En su dispositivo, conéctese a Bluetooth y elija "Gemini GPA-115BT".
  - Para TWS (True Wireless Stereo):
    - Presione MODE para ingresar al modo BT para ambos altavoces.
    - Mantenga presionado un altavoz hasta que la pantalla MP3 parpadee.
    - La conexión TWS se establece cuando "bt-L" y "bt-R" se muestran en la pantalla MP3 sin parpadear.
- Una vez conectado:
  - Usa los botones de salto hacia atrás y hacia adelante para navegar por tu música.
  - Pulse el botón de reproducción/pausa para controlar la reproducción.

**gemini<sup>®</sup>**

[support.geminisound.com](https://support.geminisound.com)