Z (mm)	0.00	4.00	9.00	14.00	19.00	24.00	29.00
SAR (W/Kg)	0.1337	0.1026	0.0752	0.0565	0.0422	0.0337	0.0245

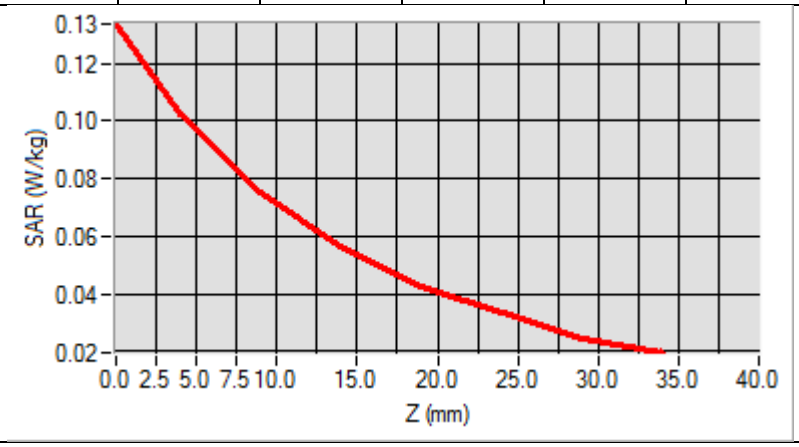

3D screen shot	Hot spot position
	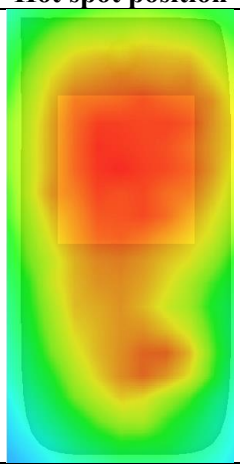

Test Laboratory: AGC Lab **Date: Mar. 25,2020**
GPRS 850 Mid- Body- Back (2up)
DUT: Smart Phone; Type: PL571

Communication System: GPRS-2 Slot; Communication System Band: GSM 850; Duty Cycle: 1:4.2; Conv.F=5.19;
Frequency: 836.6 MHz; Medium parameters used: f = 835 MHz; σ= 0.89 mho/m; εr = 41.95; ρ= 1000 kg/m³ ;
Phantom section: Flat Section
Ambient temperature (℃): 21.1, Liquid temperature (℃): 20.8

SATIMO Configuration:

- Probe: SSE5; Calibrated: Jun. 04,2019; Serial No.: SN 22/16 EP315
- Sensor-Surface: 4mm (Mechanical Surface Detection)
- Phantom: SAM twin phantom
- Measurement SW: OpenSAR V4_02_35

Configuration/GPRS 850 Mid-Body-Back/Area Scan: Measurement grid: dx=8mm, dy=8mm
Configuration/GPRS 850 Mid-Body-Back/Zoom Scan: Measurement grid: dx=8mm,dy=8mm, dz=5mm;

Area Scan	surf_sam_plan.txt, h= 5.00 mm
Zoom Scan	5x5x7,dx=8mm dy=8mm dz=5mm,Complete
Phantom	Validation plane
Device Position	Body Back
Band	GSM 850
Channels	Middle
Signal	TDMA (Crest factor: 4.0)

SURFACE SAR	**VOLUME SAR**
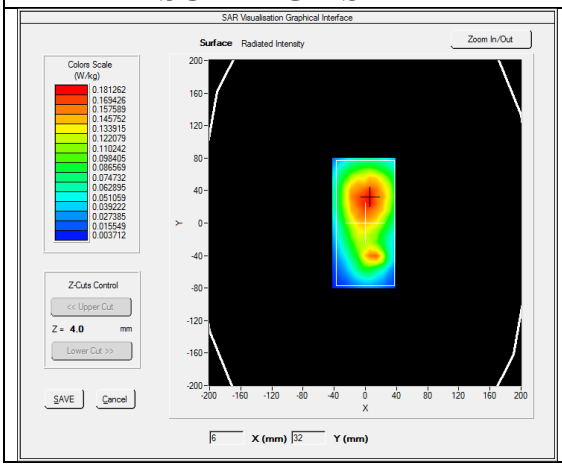	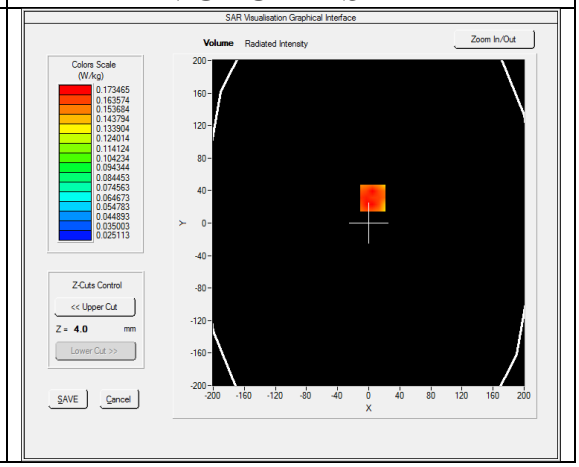

Maximum location: X=5.00, Y=31.00
SAR Peak: 0.31 W/kg

SAR 10g (W/Kg)	0.121071
SAR 1g (W/Kg)	0.180659

Z (mm)	0.00	4.00	9.00	14.00	19.00	24.00	29.00
SAR (W/Kg)	0.2950	0.1735	0.1061	0.0954	0.0819	0.0635	0.0460

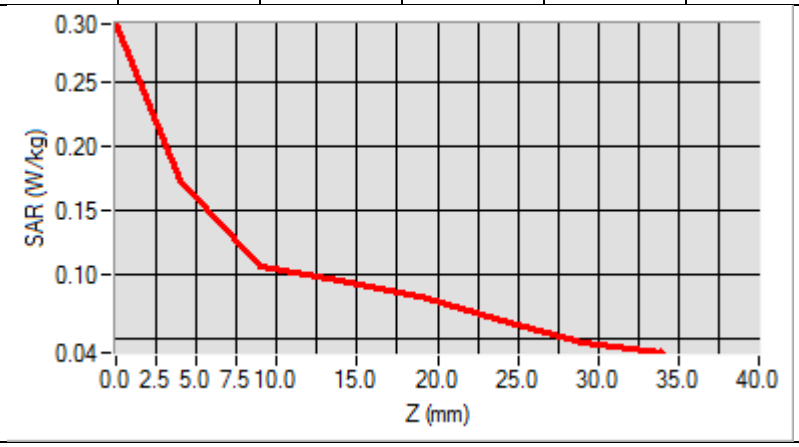

3D screen shot	Hot spot position
	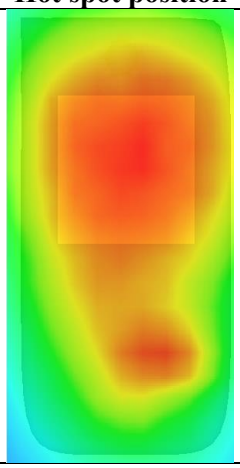

Test Laboratory: AGC Lab **Date: Mar. 17,2020**
PCS 1900 Mid-Touch- Left <SIM 1>
DUT: Smart Phone; Type: PL571

Communication System: Generic GSM; Communication System Band: PCS 1900; Duty Cycle: 1:8.3; Conv.F=4.48; Frequency: 1880 MHz; Medium parameters used: f = 1850 MHz; σ= 1.35 mho/m; εr =40.32; ρ= 1000 kg/m³ ; Phantom section: Left Section
Ambient temperature (℃): 20.9, Liquid temperature (℃): 20.6

SATIMO Configuration:

- Probe: SSE5; Calibrated: Jun. 04,2019; Serial No.: SN 22/16 EP315
- Sensor-Surface: 4mm (Mechanical Surface Detection)
- Phantom: SAM twin phantom
- Measurement SW: OpenSAR V4_02_35

Configuration/PCS1900 Mid-Touch-Left/Area Scan: Measurement grid: dx=8mm, dy=8mm
Configuration/PCS1900 Mid-Touch-Left/Zoom Scan: Measurement grid: dx=8mm,dy=8mm, dz=5mm;

Area Scan	dx=8mm dy=8mm, h= 5.00 mm
ZoomScan	5x5x7,dx=8mm dy=8mm dz=5mm,Complete
Phantom	Left head
Device Position	Cheek
Band	PCS 1900
Channels	Middle
Signal	TDMA (Crest factor: 8.0)

SURFACE SAR	VOLUME SAR
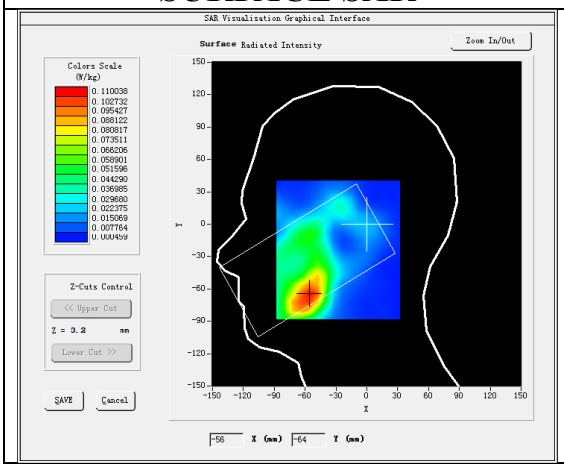	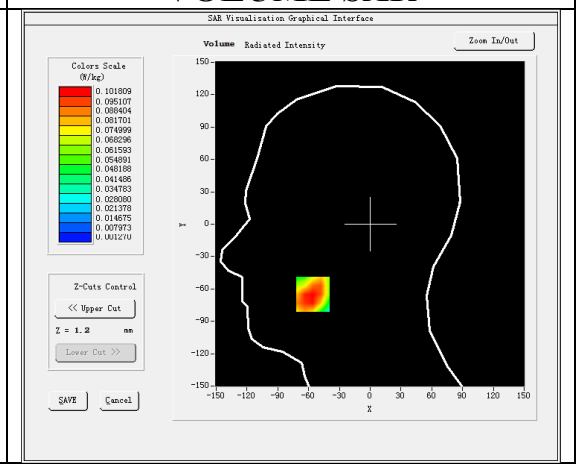

Maximum location: X=-56.00, Y=-65.00
SAR Peak: 0.16 W/kg

SAR 10g (W/Kg)	0.060370
SAR 1g (W/Kg)	0.100936

Z (mm)	0.00	4.00	9.00	14.00	19.00	24.00	29.00
SAR (W/Kg)	0.1373	0.1018	0.0688	0.0480	0.0313	0.0220	0.0143

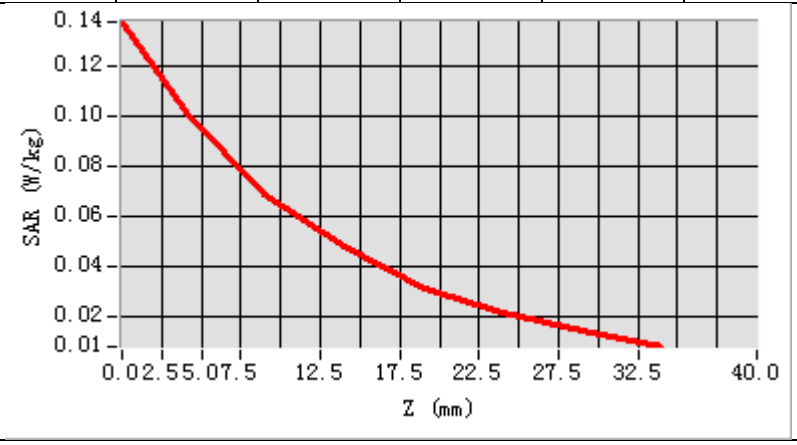

3D screen shot	Hot spot position
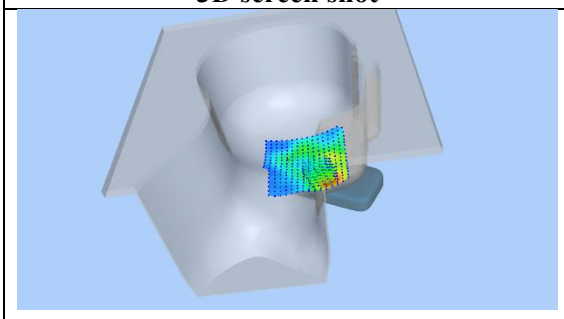	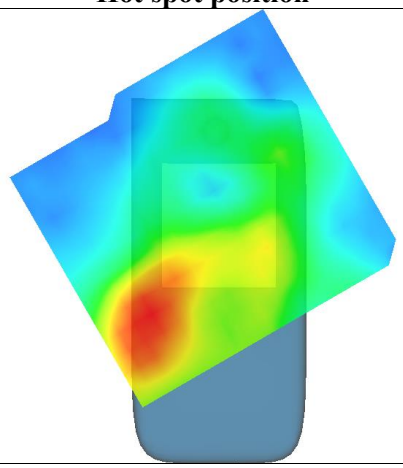

Test Laboratory: AGC Lab **Date: Mar. 17,2020**
PCS 1900 Mid-Body-Back (MS)<SIM 1>
DUT: Smart Phone; Type: PL571

Communication System: Generic GSM; Communication System Band: PCS 1900; Duty Cycle: 1:8.3; Conv.F=4.60; Frequency: 1880 MHz; Medium parameters used: f = 1850 MHz; σ= 1.35 mho/m; εr =40.32; ρ= 1000 kg/m³ ;
Phantom section: Flat Section
Ambient temperature (℃): 20.9, Liquid temperature (℃): 20.6

SATIMO Configuration:

- Probe: SSE5; Calibrated: Jun. 04,2019; Serial No.: SN 22/16 EP315
- Sensor-Surface: 4mm (Mechanical Surface Detection)
- Phantom: SAM twin phantom
- Measurement SW: OpenSAR V4_02_35

Configuration/PCS1900 Mid-Body-Back/Area Scan: Measurement grid: dx=8mm, dy=8mm
Configuration/PCS1900 Mid-Body-Back/Zoom Scan: Measurement grid: dx=8mm,dy=8mm, dz=5mm;

Area Scan	surf_sam_plan.txt, h= 5.00 mm
ZoomScan	5x5x7,dx=8mm dy=8mm dz=5mm,Complete
Phantom	Validation plane
Device Position	Body Back
Band	PCS 1900
Channels	Middle
Signal	TDMA (Crest factor: 8.0)

SURFACE SAR	**VOLUME SAR**
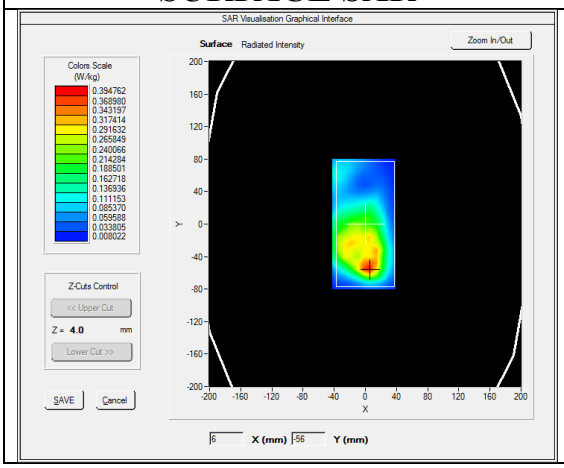	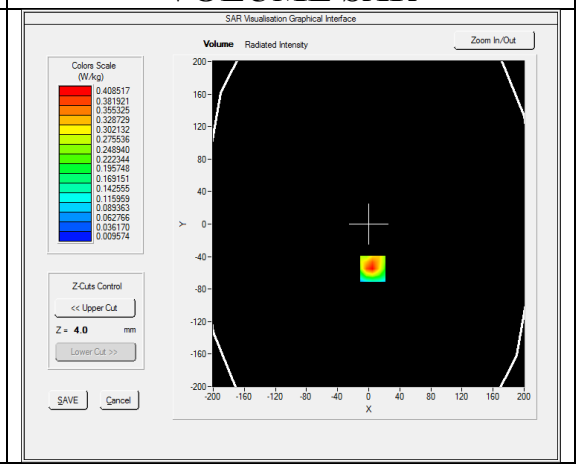

Maximum location: X=5.00, Y=-55.00
SAR Peak: 0.60 W/kg

SAR 10g (W/Kg)	0.213390
SAR 1g (W/Kg)	0.383537

Z (mm)	0.00	4.00	9.00	14.00	19.00	24.00	29.00
SAR (W/Kg)	0.5804	0.4085	0.2559	0.1610	0.0959	0.0607	0.0376

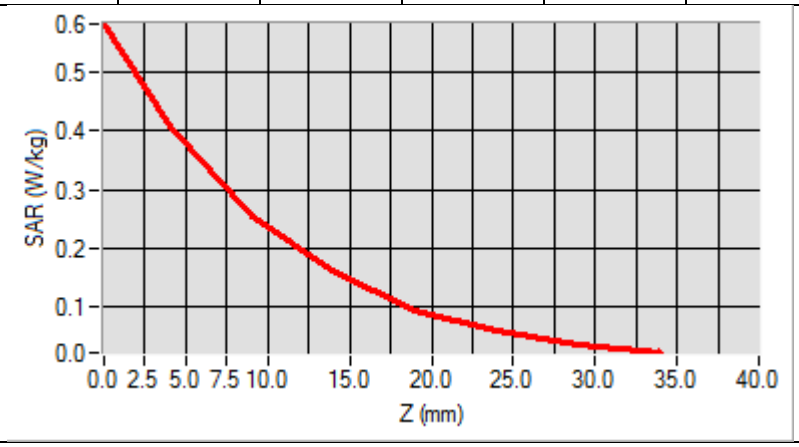

3D screen shot	Hot spot position
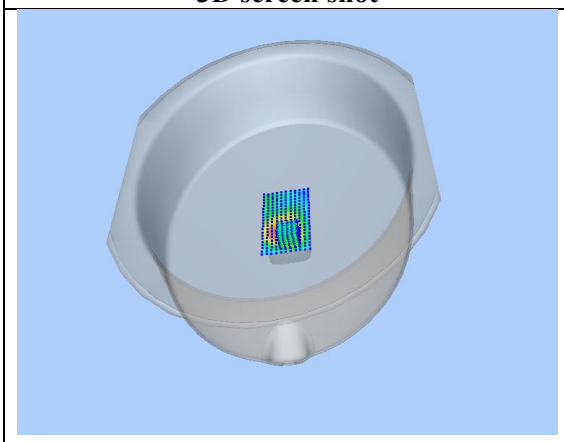	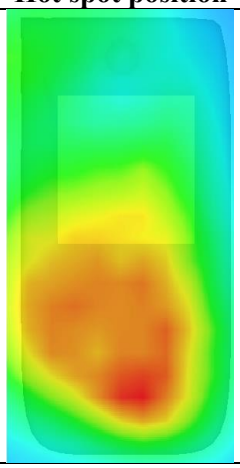

Test Laboratory: AGC Lab **Date: Mar. 17,2020**
GPRS 1900 High-Edge 3(3up)
DUT: Smart Phone; Type: PL571

Communication System: GPRS-3Slot; Communication System Band: PCS 1900; Duty Cycle: 1:2.7; Conv.F=4.60; Frequency: 1909.8 MHz; Medium parameters used: f = 1850 MHz; σ= 1.39 mho/m; εr =38.92; ρ= 1000 kg/m³ ; Phantom section: Flat Section
Ambient temperature (℃): 20.9, Liquid temperature (℃): 20.6

SATIMO Configuration:

- Probe: SSE5; Calibrated: Jun. 04,2019; Serial No.: SN 22/16 EP315
- Sensor-Surface: 4mm (Mechanical Surface Detection)
- Phantom: SAM twin phantom
- Measurement SW: OpenSAR V4_02_35

Configuration/GPRS1900 High-Edge 3/Area Scan: Measurement grid: dx=8mm, dy=8mm
Configuration/GPRS1900 High-Edge 3/Zoom Scan: Measurement grid: dx=8mm,dy=8mm, dz=5mm;

Area Scan	surf_sam_plan.txt, h= 5.00 mm
Zoom Scan	5x5x7,dx=8mm dy=8mm dz=5mm,Complete
Phantom	Validation plane
Device Position	Edge 3
Band	PCS 1900
Channels	High
Signal	TDMA (Crest factor: 2.7)

SURFACE SAR	VOLUME SAR
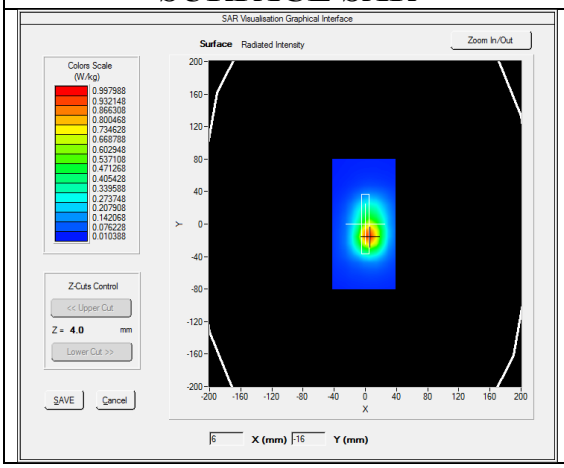	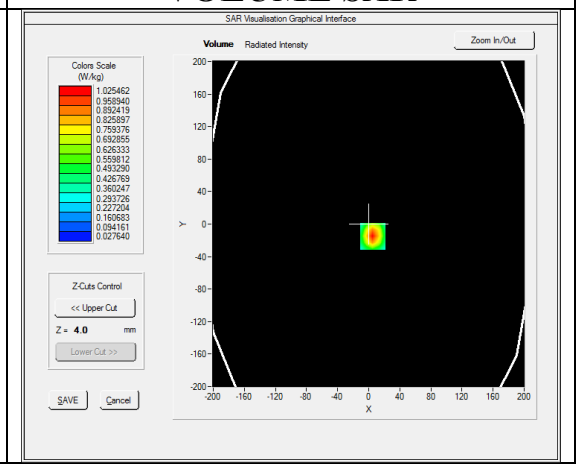

Maximum location: X=5.00, Y=-15.00
SAR Peak: 1.47 W/kg

SAR 10g (W/Kg)	0.528394
SAR 1g (W/Kg)	0.944077

Z (mm)	0.00	4.00	9.00	14.00	19.00	24.00	29.00
SAR (W/Kg)	1.4726	1.0255	0.6435	0.3907	0.2532	0.1519	0.0998

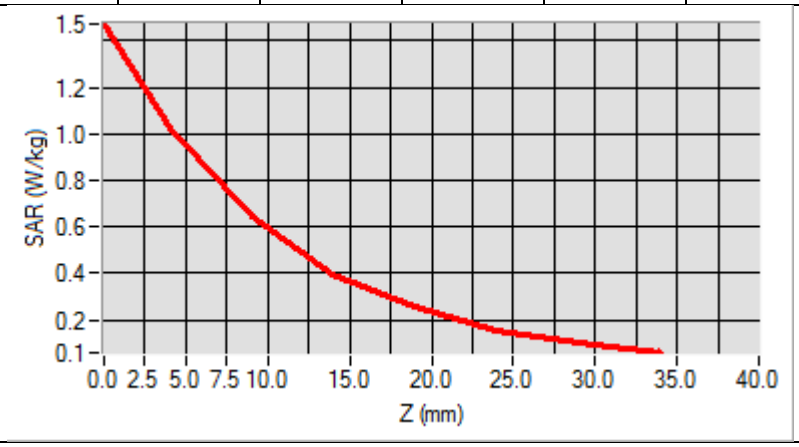

3D screen shot	Hot spot position
	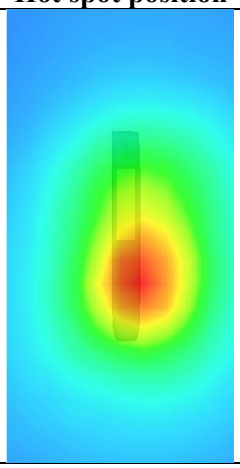

Test Laboratory: AGC Lab **Date: Mar. 17,2020**
WCDMA Band II Mid-Touch-Right (RMC)
DUT: Smart Phone; Type: PL571

Communication System: UMTS; Communication System Band: Band II UTRA/FDD ;Duty Cycle:1:1; Conv.F=4.48;
Frequency: 1880 MHz; Medium parameters used: f = 1850 MHz; σ= 1.35 mho/m; εr =40.32; ρ= 1000 kg/m³ ;
Phantom section: Right Section
Ambient temperature (℃): 20.9, Liquid temperature (℃): 20.6

SATIMO Configuration:

- Probe: SSE5; Calibrated: Jun. 04,2019; Serial No.: SN 22/16 EP315
- Sensor-Surface: 4mm (Mechanical Surface Detection)
- Phantom: SAM twin phantom
- Measurement SW: OpenSAR V4_02_35

Configuration/WCDMA band II Mid-Touch-Right/Area Scan: Measurement grid: dx=8mm, dy=8mm
Configuration/WCDMA band II Mid-Touch-Right/Zoom Scan: Measurement grid: dx=8mm,dy=8mm, dz=5mm;

Area Scan	dx=8mm dy=8mm, h= 5.00 mm
ZoomScan	5x5x7,dx=8mm dy=8mm dz=5mm,Complete
Phantom	Right head
Device Position	Cheek
Band	WCDMA band II
Channels	Middle
Signal	CDMA (Crest factor: 1.0)

SURFACE SAR	VOLUME SAR
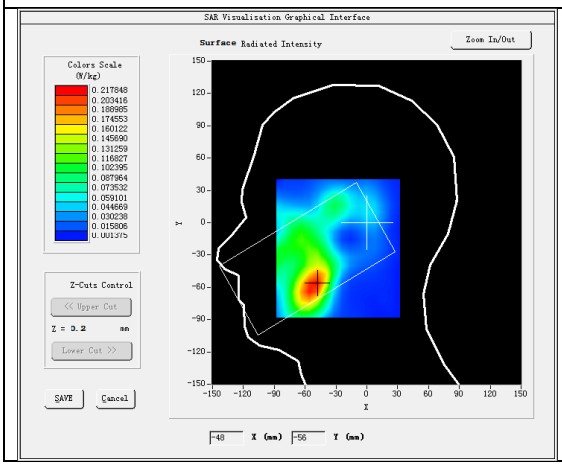	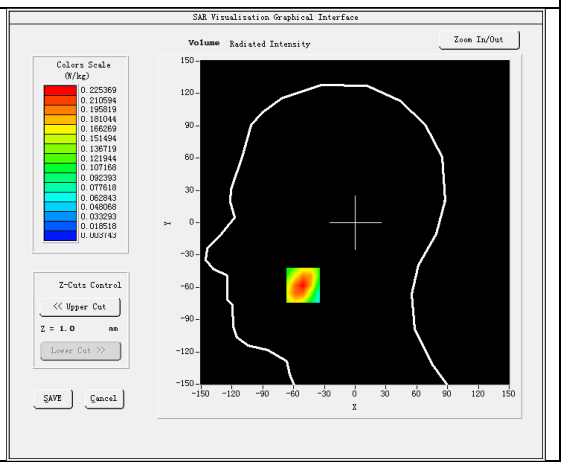

Maximum location: X=-51.00, Y=-58.00
SAR Peak: 0.32 W/kg

SAR 10g (W/Kg)	0.128505
SAR 1g (W/Kg)	0.213493

Z (mm)	0.00	4.00	9.00	14.00	19.00	24.00	29.00
SAR (W/Kg)	0.3191	0.2254	0.1453	0.0971	0.0629	0.0429	0.0280

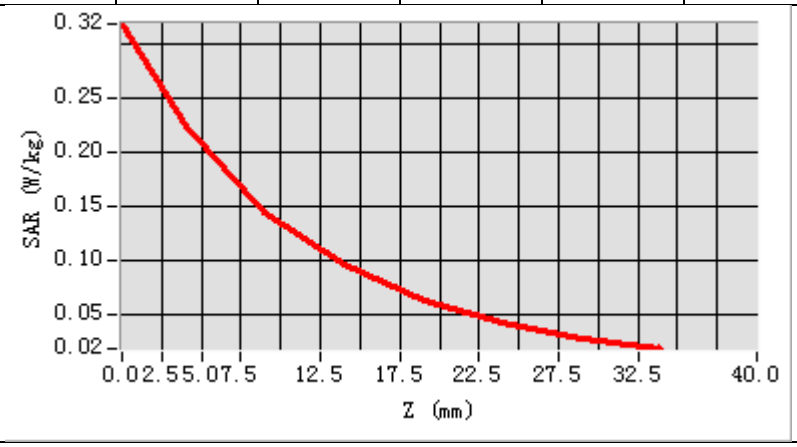

3D screen shot	Hot spot position
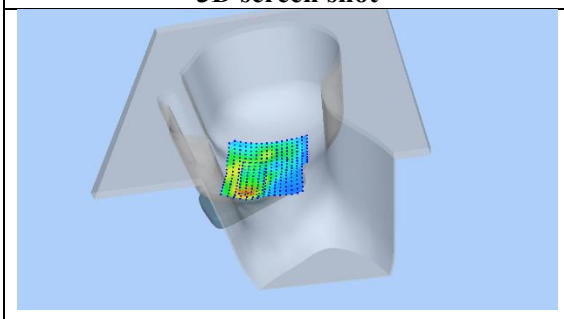	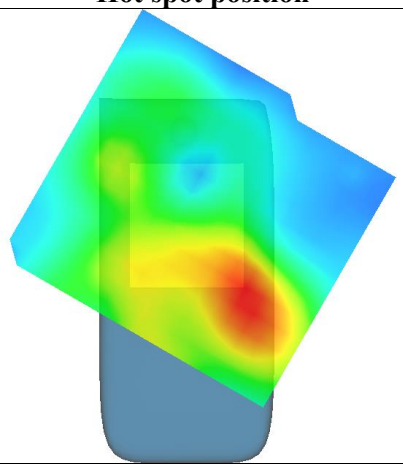

Test Laboratory: AGC Lab **Date: Mar. 17,2020**
WCDMA Band II Low-Edge 3(RMC)
DUT: Smart Phone; Type: PL571

Communication System: UMTS; Communication System Band: Band II UTRA/FDD ;Duty Cycle:1:1; Conv.F=4.60
Frequency: 1852.4 MHz; Medium parameters used: f = 1850 MHz; σ=1.35 mho/m; εr =41.13; ρ= 1000 kg/m³ ;
Phantom section: Flat Section
Ambient temperature (℃): 20.9, Liquid temperature (℃): 20.6

SATIMO Configuration:

- Probe: SSE5; Calibrated: Jun. 04,2019; Serial No.: SN 22/16 EP315
- Sensor-Surface: 4mm (Mechanical Surface Detection)
- Phantom: SAM twin phantom
- Measurement SW: OpenSAR V4_02_35

Configuration/ WCDMA band II Low -Edge 3/Area Scan: Measurement grid: dx=8mm, dy=8mm
Configuration/ WCDMA band II Low -Edge 3/Zoom Scan: Measurement grid: dx=8mm,dy=8mm, dz=5mm;

Area Scan	surf_sam_plan.txt, h= 5.00 mm
Zoom Scan	5x5x7,dx=8mm dy=8mm dz=5mm,Complete
Phantom	Validation plane
Device Position	Edge 3
Band	WCDMA band II
Channels	Low
Signal	CDMA (Crest factor: 1.0)

SURFACE SAR

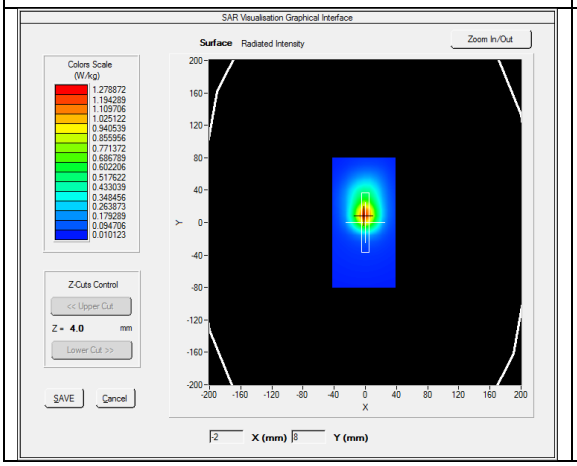

VOLUME SAR

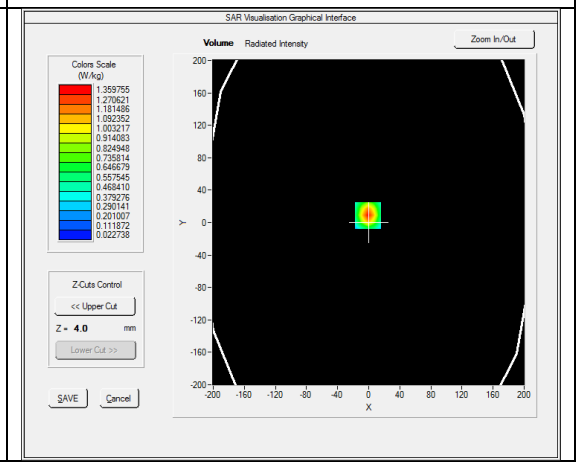

Maximum location: X=-1.00, Y=9.00
SAR Peak: 2.01 W/kg

SAR 10g (W/Kg)	0.675455
SAR 1g (W/Kg)	1.161151

Z (mm)	0.00	4.00	9.00	14.00	19.00	24.00	29.00
SAR (W/Kg)	2.0180	1.3598	0.8172	0.4967	0.3005	0.1813	0.1090

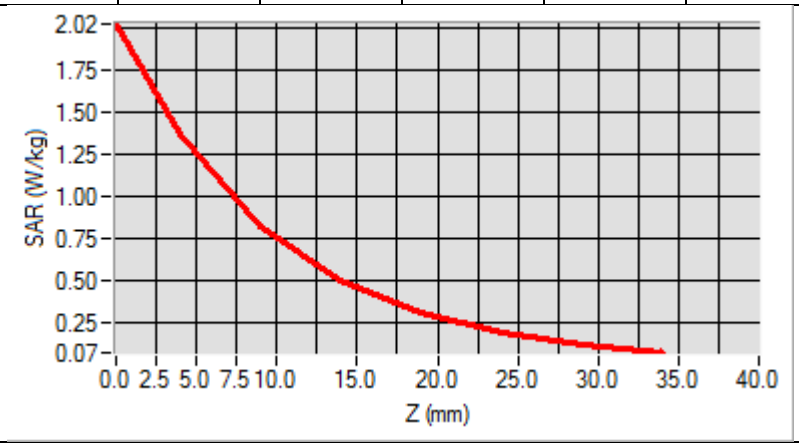

3D screen shot	Hot spot position
	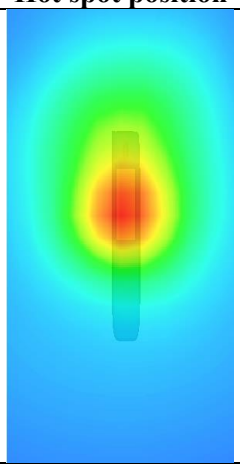

Test Laboratory: AGC Lab **Date: TTDD4**
WCDMA Band IV Mid-Tilt-Right (RMC)
DUT: Smart Phone; Type: PL571

Communication System: UMTS; Communication System Band: BAND IV UTRA/FDD; Duty Cycle:1: 1; Conv.F=4.05; Frequency:1732.5 MHz; Medium parameters used: f =1800 MHz; σ= δG mho/m; εr =εrG; ρ= 1000 kg/m³ ;
Phantom section: Right Section
Ambient temperature (℃): TAPA4, Liquid temperature (℃): TTPPG

SATIMO Configuration:

- Probe: SSE5; Calibrated: Jun. 04,2019; Serial No.: SN 22/16 EP315
- Sensor-Surface: 4mm (Mechanical Surface Detection)
- Phantom: SAM twin phantom
- Measurement SW: OpenSAR V4_02_35

Configuration/ WCDMA Band IV Mid- Tilt - Right /Area Scan: Measurement grid: dx=8mm, dy=8mm
Configuration/ WCDMA Band IV Mid- Tilt - Right /Zoom Scan: Measurement grid: dx=8mm, dy=8mm, dz=5mm

Area Scan	dx=8mm dy=8mm, h= 5.00 mm
ZoomScan	5x5x7,dx=8mm dy=8mm dz=5mm,Complete
Phantom	Right head
Device Position	Tilt
Band	WCDMA Band IV
Channels	Middle
Signal	CDMA (Crest factor: 1.0)

SURFACE SAR	VOLUME SAR
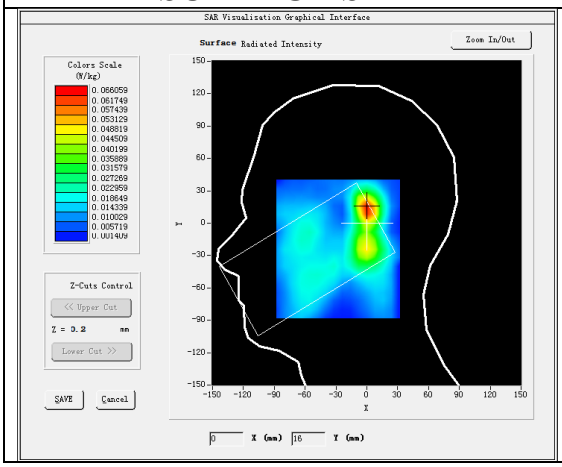	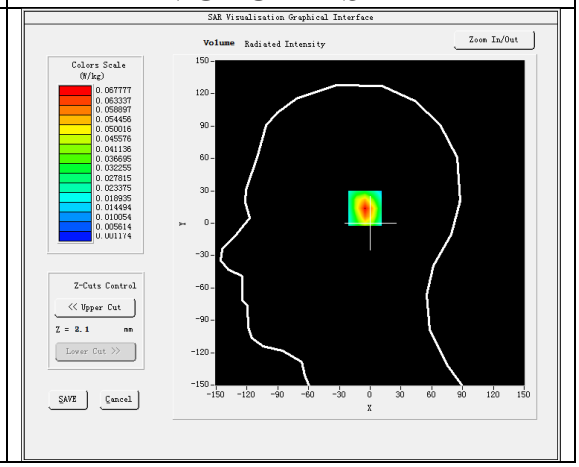

Maximum location: X=0.00, Y=14.00
SAR Peak: 0.10 W/kg

SAR 10g (W/Kg)	0.033535
SAR 1g (W/Kg)	0.062534

Z (mm)	0.00	4.00	9.00	14.00	19.00	24.00	29.00
SAR (W/Kg)	0.1006	0.0678	0.0405	0.0249	0.0162	0.0070	0.0061

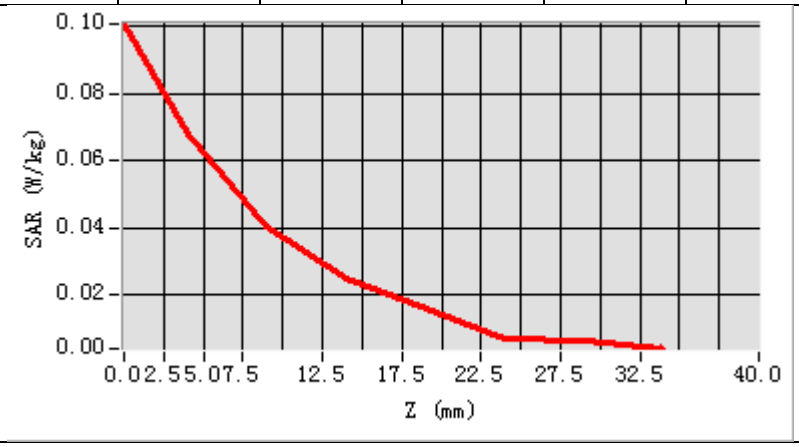

3D screen shot	Hot spot position
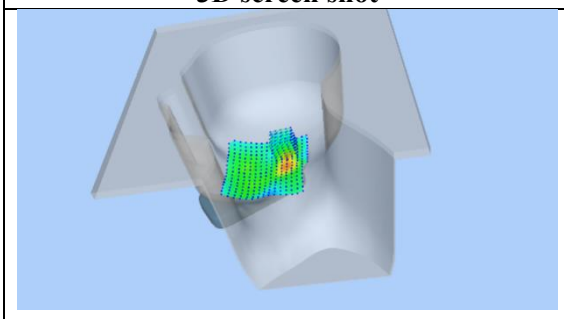	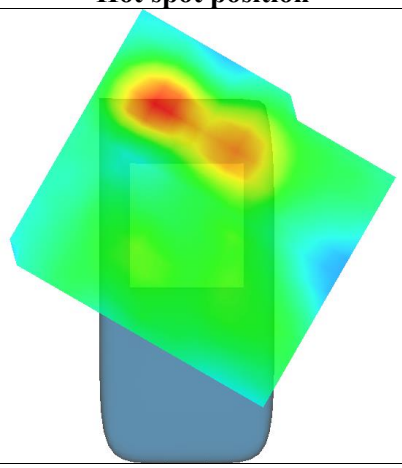

Test Laboratory: AGC Lab **Date: TTDD4**
WCDMA Band IV Mid-Body-Towards Grounds (RMC)
DUT: Smart Phone; Type: PL571

Communication System: UMTS; Communication System Band: BAND IV UTRA/FDD; Duty Cycle:1: 1; Conv.F=4.19; Frequency:1732.5 MHz; Medium parameters used: f = 1800 MHz; σ=δG mho/m; εr =εrG; ρ= 1000 kg/m³;
Phantom section: Flat Section
Ambient temperature (℃): TAPA4, Liquid temperature (℃): TTPPG

SATIMO Configuration:

- Probe: SSE5; Calibrated: Jun. 04,2019; Serial No.: SN 22/16 EP315
- Sensor-Surface: 4mm (Mechanical Surface Detection)
- Phantom: SAM twin phantom
- Measurement SW: OpenSAR V4_02_35

Configuration/ WCDMA Band IV Mid-Body-Back/Area Scan: Measurement grid: dx=8mm, dy=8mm
Configuration/ WCDMA Band IV Mid-Body-Back/Zoom Scan: Measurement grid: dx=8mm,dy=8mm, dz=5mm;

Area Scan	surf_sam_plan.txt, h= 5.00 mm
ZoomScan	5x5x7,dx=8mm dy=8mm dz=5mm,Complete
Phantom	Validation plane
Device Position	Body Back
Band	WCDMA Band IV
Channels	Middle
Signal	CDMA (Crest factor: 1.0)

SURFACE SAR	VOLUME SAR
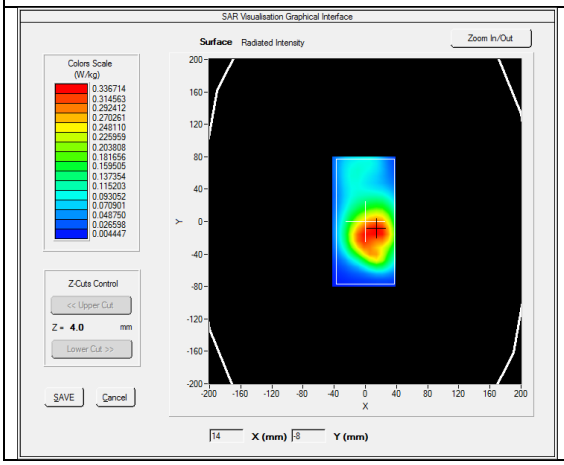	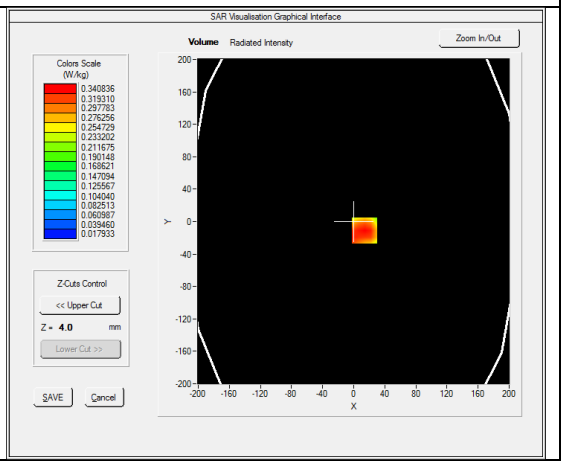

Maximum location: X=14.00, Y=-11.00
SAR Peak: 0.48 W/kg

SAR 10g (W/Kg)	0.210763
SAR 1g (W/Kg)	0.328790

Z (mm)	0.00	4.00	9.00	14.00	19.00	24.00	29.00
SAR (W/Kg)	0.4729	0.3408	0.2244	0.1509	0.0986	0.0651	0.0428

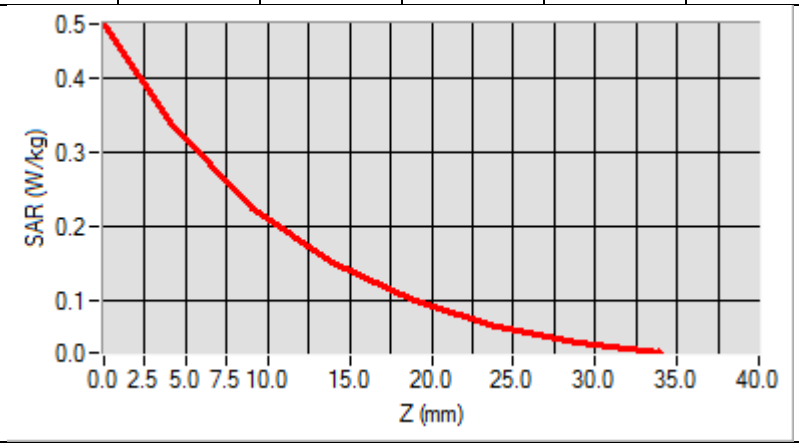

3D screen shot	Hot spot position
	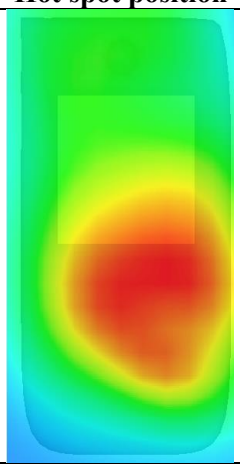

Test Laboratory: AGC Lab **Date: Mar. 25,2020**

WCDMA Band Ⅴ Mid-Touch-Left (RMC)

DUT: Smart Phone; Type: PL571

Communication System: UMTS; Communication System Band: BAND V UTRA/FDD ; Duty Cycle:1: 1; Conv.F=5.05;
Frequency: 836.6 MHz; Medium parameters used: f = 835MHz; σ=0.89 mho/m; εr =41.95; ρ= 1000 kg/m³ ;
Phantom section: Left Section
Ambient temperature (℃): 21.1, Liquid temperature (℃): 20.8

SATIMO Configuration:

- Probe: SSE5; Calibrated: Jun. 04,2019; Serial No.: SN 22/16 EP315
- Sensor-Surface: 4mm (Mechanical Surface Detection)
- Phantom: SAM twin phantom
- Measurement SW: OpenSAR V4_02_35

Configuration/ WCDMA Band V Mid-Touch-Left/Area Scan: Measurement grid: dx=8mm, dy=8mm
Configuration/ WCDMA Band V Mid-Touch-Left/Zoom Scan: Measurement grid: dx=8mm, dy=8mm, dz=5mm

Area Scan	dx=8mm dy=8mm, h= 5.00 mm
ZoomScan	5x5x7,dx=8mm dy=8mm dz=5mm,Complete
Phantom	Left head
Device Position	Cheek
Band	WCDMA Band V
Channels	Middle
Signal	CDMA (Crest factor: 1.0)

SURFACE SAR	VOLUME SAR
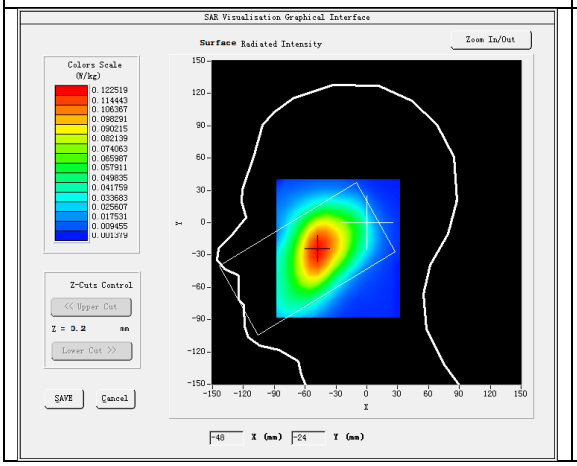	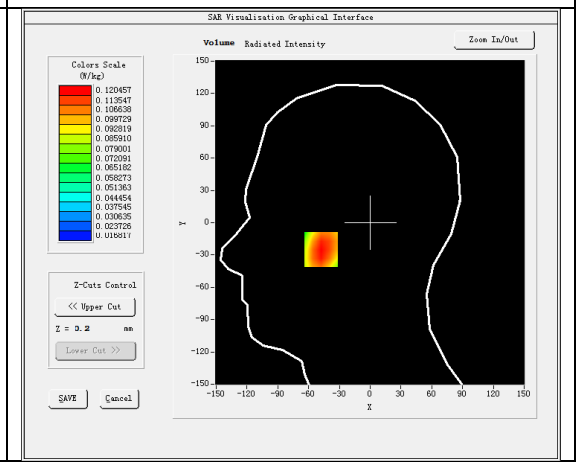

Maximum location: X=-48.00, Y=-25.00
SAR Peak: 0.14 W/kg

SAR 10g (W/Kg)	0.089351
SAR 1g (W/Kg)	0.116799

Z (mm)	0.00	4.00	9.00	14.00	19.00	24.00	29.00
SAR (W/Kg)	0.1409	0.1205	0.0986	0.0807	0.0650	0.0518	0.0412

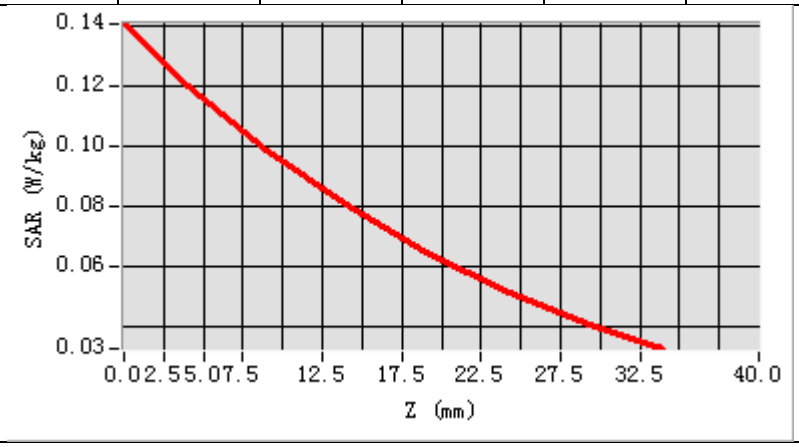

3D screen shot	Hot spot position
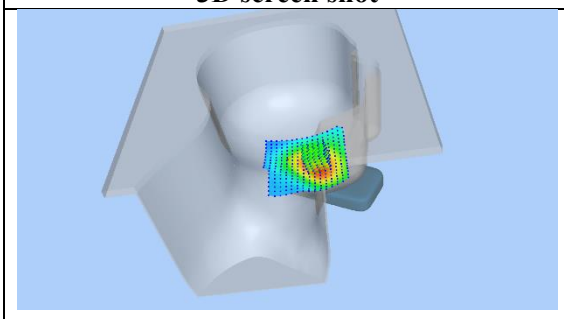	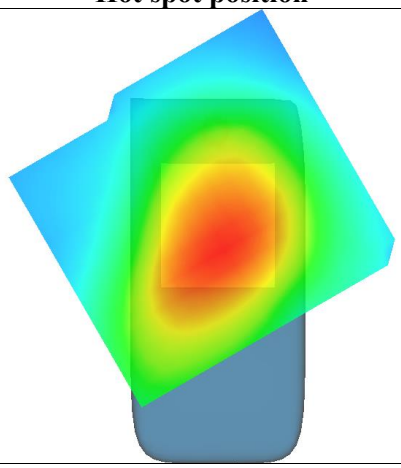

Test Laboratory: AGC Lab **Date: Mar. 25,2020**

WCDMA Band Ⅴ Mid-Body-Towards Grounds (RMC)

DUT: Smart Phone; Type: PL571

Communication System: UMTS; Communication System Band: BAND V UTRA/FDD; Duty Cycle:1: 1; Conv.F=5.19; Frequency: 836.6 MHz; Medium parameters used: f = 835MHz; σ= 0.89 mho/m; εr = 41.95; ρ= 1000 kg/m³ ;
Phantom section: Flat Section
Ambient temperature (℃): 21.1, Liquid temperature (℃): 20.8

SATIMO Configuration:

- Probe: SSE5; Calibrated: Jun. 04,2019; Serial No.: SN 22/16 EP315
- Sensor-Surface: 4mm (Mechanical Surface Detection)
- Phantom: SAM twin phantom
- Measurement SW: OpenSAR V4_02_35

Configuration/ WCDMA Band V Mid-Body-Back/Area Scan: Measurement grid: dx=8mm, dy=8mm
Configuration/ WCDMA Band V Mid-Body-Back/Zoom Scan: Measurement grid: dx=8mm,dy=8mm, dz=5mm;

Area Scan	surf_sam_plan.txt, h= 5.00 mm
ZoomScan	5x5x7,dx=8mm dy=8mm dz=5mm,Complete
Phantom	Validation plane
Device Position	Body Back
Band	WCDMA Band V
Channels	Middle
Signal	CDMA (Crest factor: 1.0)

SURFACE SAR	VOLUME SAR
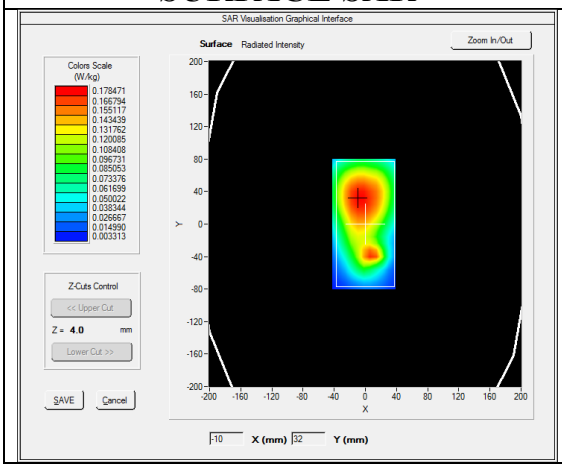	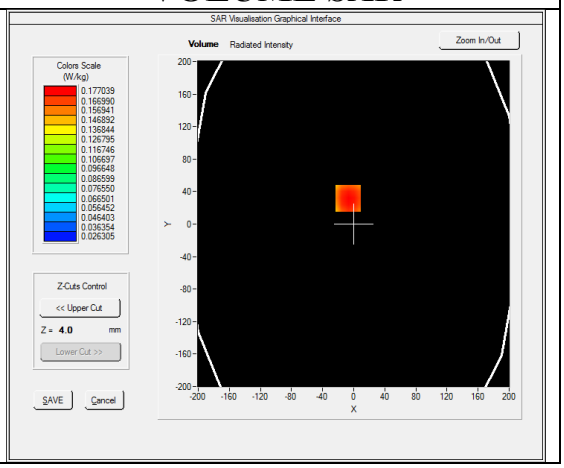

Maximum location: X=-7.00, Y=32.00
SAR Peak: 0.22 W/kg

SAR 10g (W/Kg)	0.128606
SAR 1g (W/Kg)	0.172031

Z (mm)	0.00	4.00	9.00	14.00	19.00	24.00	29.00
SAR (W/Kg)	0.2190	0.1770	0.1364	0.1055	0.0826	0.0649	0.0503

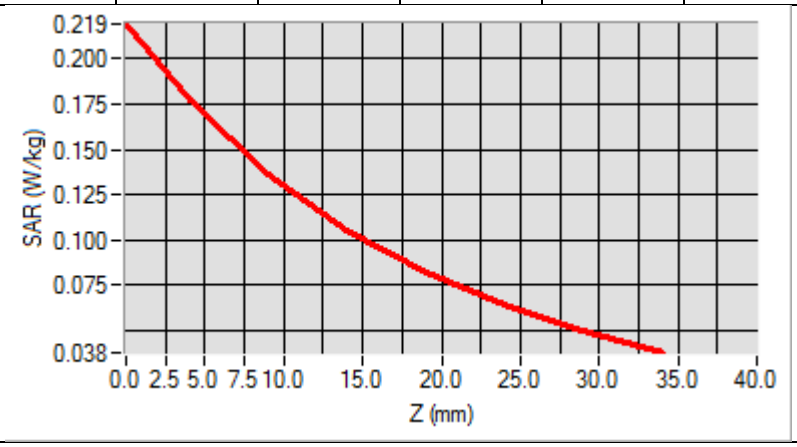

3D screen shot	Hot spot position
	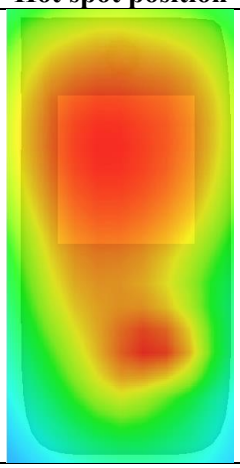

Test Laboratory: AGC Lab **Date: Mar. 24,2020**
LTE Band 2 Mid-Touch-Right (1 RB#0)
DUT: Smart Phone; Type: PL571

Communication System: LTE; Communication System Band: LTE Band 2; Duty Cycle:1:1; Conv.F=4.48;
Frequency:1880MHz; Medium parameters used: f =1900 MHz; σ= 1.35 mho/m; εr =40.23; ρ= 1000 kg/m³ ;
Phantom section: Right Section
Ambient temperature (℃): 21.5, Liquid temperature (℃): 21.3

SATIMO Configuration:

- Probe: SSE5; Calibrated: Jun. 04,2019; Serial No.: SN 22/16 EP315
- Sensor-Surface: 4mm (Mechanical Surface Detection)
- Phantom: SAM twin phantom
- Measurement SW: OpenSAR V4_02_35

Configuration/ LTE Band 2 Mid- Touch-Right /Area Scan: Measurement grid: dx=8mm, dy=8mm
Configuration/ LTE Band 2 Mid- Touch-Right /Zoom Scan: Measurement grid: dx=8mm,dy=8mm, dz=5mm;

Area Scan	dx=8mm dy=8mm, h= 5.00 mm
Zoom Scan	5x5x7,dx=8mm dy=8mm dz=5mm
Phantom	Right head
Device Position	Cheek
Band	LTE Band 2
Channels	Middle
Signal	OFDM (Crest factor: 1.0)

SURFACE SAR	VOLUME SAR
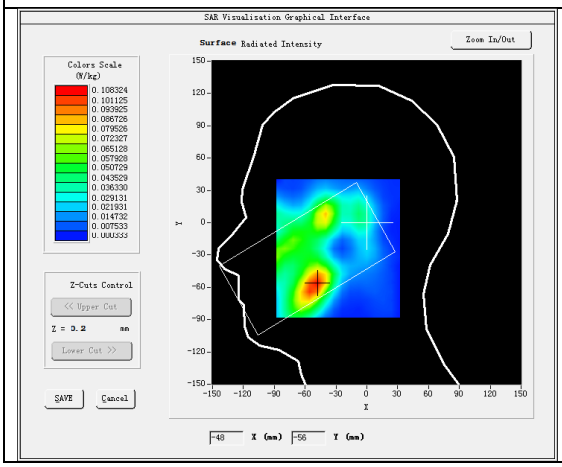	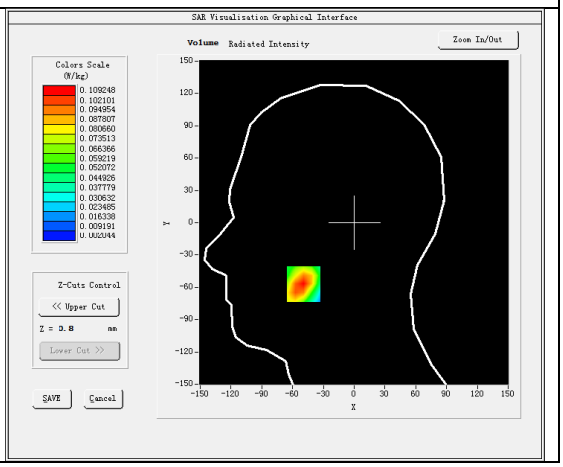

Maximum location: X=-49.00, Y=-57.00
SAR Peak: 0.15 W/kg

SAR 10g (W/Kg)	0.061844
SAR 1g (W/Kg)	0.103753

Z (mm)	0.00	4.00	9.00	14.00	19.00	24.00	29.00
SAR (W/Kg)	0.1536	0.1092	0.0714	0.0480	0.0321	0.0225	0.0151

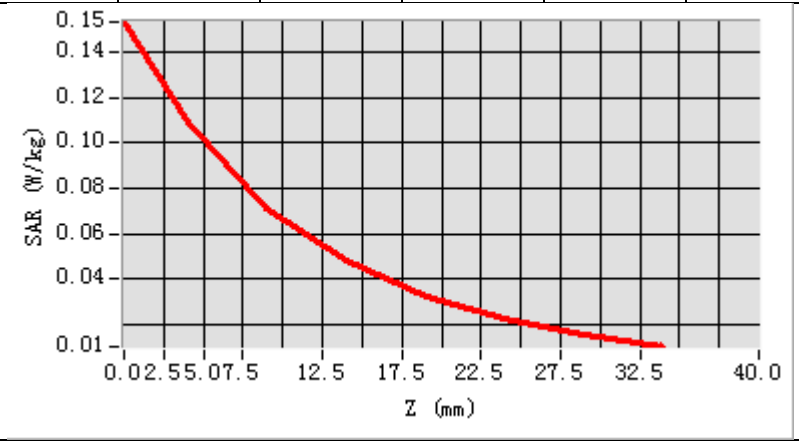

3D screen shot	Hot spot position
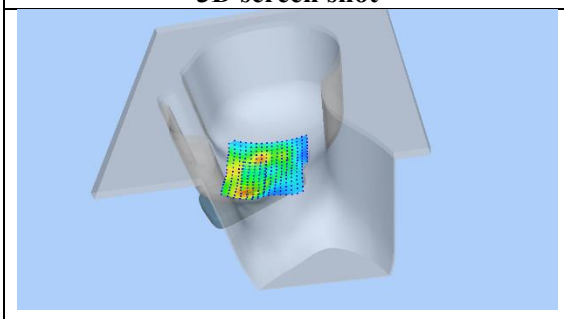	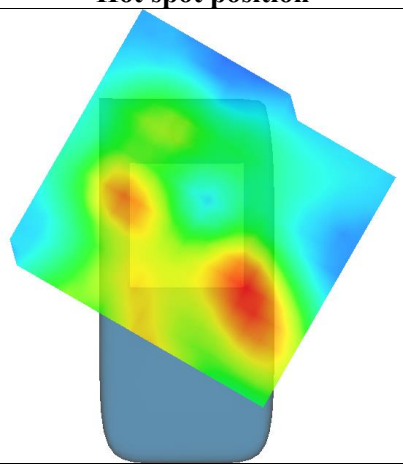

Test Laboratory: AGC Lab **Date: Mar. 24,2020**
LTE Band 2 High- Edge 3 (1 RB#0)
DUT: Smart Phone; Type: PL571

Communication System: LTE; Communication System Band: LTE Band 2; Duty Cycle:1:1; Conv.F=4.60;
Frequency:1900MHz; Medium parameters used: f = 1850 MHz; σ= 1.37 mho/m; εr =39.62; ρ= 1000 kg/m³ ;
Phantom section: Flat Section
Ambient temperature (℃): 21.5, Liquid temperature (℃): 21.3

SATIMO Configuration:

- Probe: SSE5; Calibrated: Jun. 04,2019; Serial No.: SN 22/16 EP315
- Sensor-Surface: 4mm (Mechanical Surface Detection)
- Phantom: SAM twin phantom
- Measurement SW: OpenSAR V4_02_35

Configuration/ LTE Band 2 High- Edge 3 /Area Scan: Measurement grid: dx=8mm, dy=8mm
Configuration/ LTE Band 2 High- Edge 3 /Zoom Scan: Measurement grid: dx=8mm,dy=8mm, dz=5m;

Area Scan	surf_sam_plan.txt, h= 5.00 mm
Zoom Scan	5x5x7,dx=8mm dy=8mm dz=5mm
Phantom	Validation plane
Device Position	Edge 3
Band	LTE Band 2
Channels	High
Signal	OFDM (Crest factor: 1.0)

SURFACE SAR	VOLUME SAR
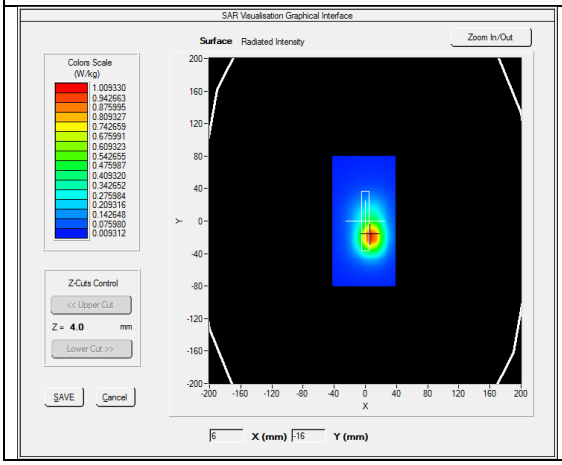	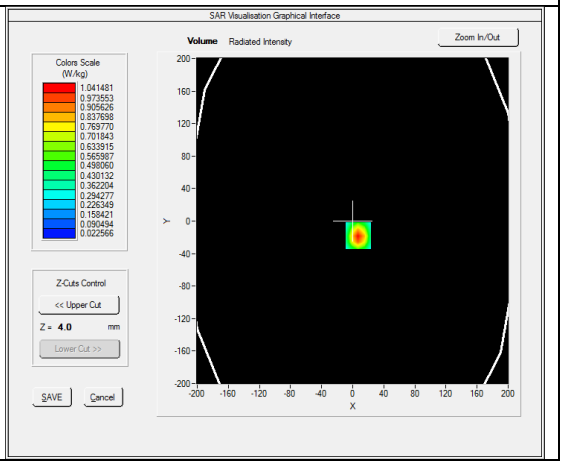

Maximum location: X=7.00, Y=-18.00
SAR Peak: 1.54 W/kg

SAR 10g (W/Kg)	0.526586
SAR 1g (W/Kg)	0.973328

Z (mm)	0.00	4.00	9.00	14.00	19.00	24.00	29.00
SAR (W/Kg)	1.5291	1.0415	0.6335	0.3910	0.2373	0.1451	0.0888

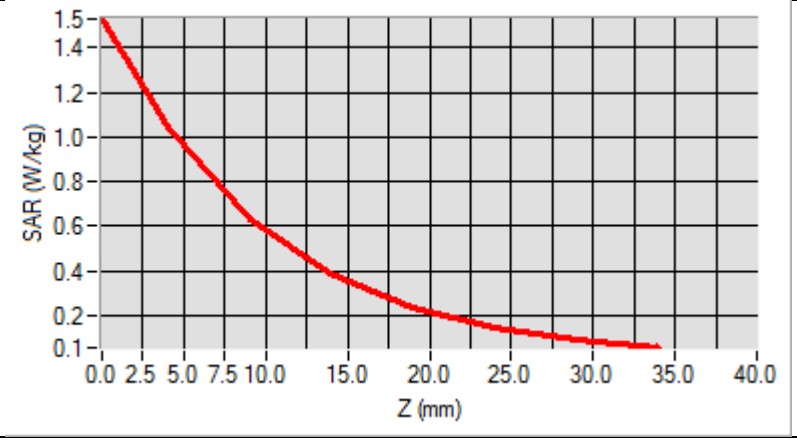

3D screen shot	Hot spot position
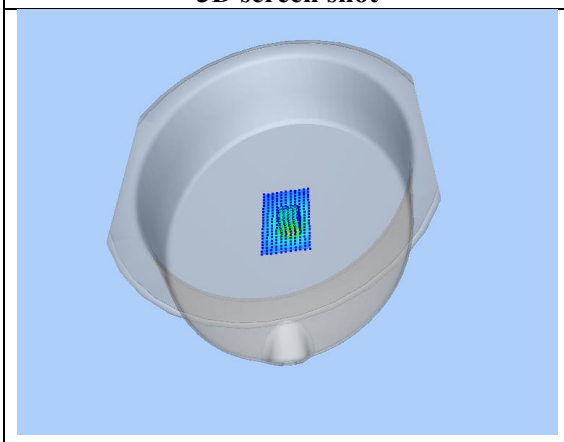	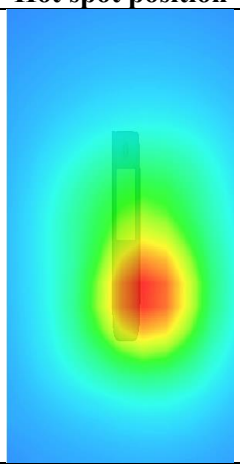

Test Laboratory: AGC Lab **Date: Mar. 19,2020**
LTE Band 4 Mid-Touch-Right (1 RB#0)
DUT: Smart Phone; Type: PL571

Communication System: LTE; Communication System Band: LTE Band 4; Duty Cycle:1:1; Conv.F=4.05;
Frequency:1732.5 MHz; Medium parameters used: f =1750 MHz; σ= 1.33 mho/m; εr =41.76; ρ= 1000 kg/m³ ;
Phantom section: Right Section
Ambient temperature (℃): 21.2, Liquid temperature (℃): 20.9

SATIMO Configuration:

- Probe: SSE5; Calibrated: Jun. 04,2019; Serial No.: SN 22/16 EP315
- Sensor-Surface: 4mm (Mechanical Surface Detection)
- Phantom: SAM twin phantom
- Measurement SW: OpenSAR V4_02_35

Configuration/ LTE Band 4 Mid- Touch-Right /Area Scan: Measurement grid: dx=8mm, dy=8mm
Configuration/ LTE Band 4 Mid- Touch-Right /Zoom Scan: Measurement grid: dx=8mm,dy=8mm, dz=5mm;

Area Scan	dx=8mm dy=8mm, h= 5.00 mm
Zoom Scan	5x5x7,dx=8mm dy=8mm dz=5mm
Phantom	Right head
Device Position	Cheek
Band	LTE Band 4
Channels	Middle
Signal	OFDM (Crest factor: 1.0)

SURFACE SAR	VOLUME SAR
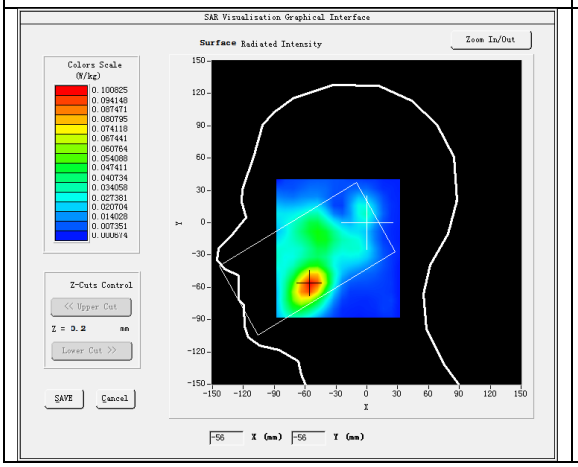	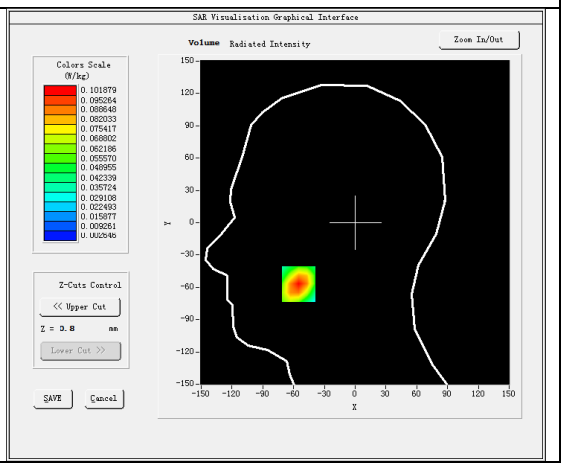

Maximum location: X=-55.00, Y=-57.00
SAR Peak: 0.14 W/kg

SAR 10g (W/Kg)	0.058558
SAR 1g (W/Kg)	0.096133

Z (mm)	0.00	4.00	9.00	14.00	19.00	24.00	29.00
SAR (W/Kg)	0.1386	0.1019	0.0690	0.0478	0.0323	0.0224	0.0155

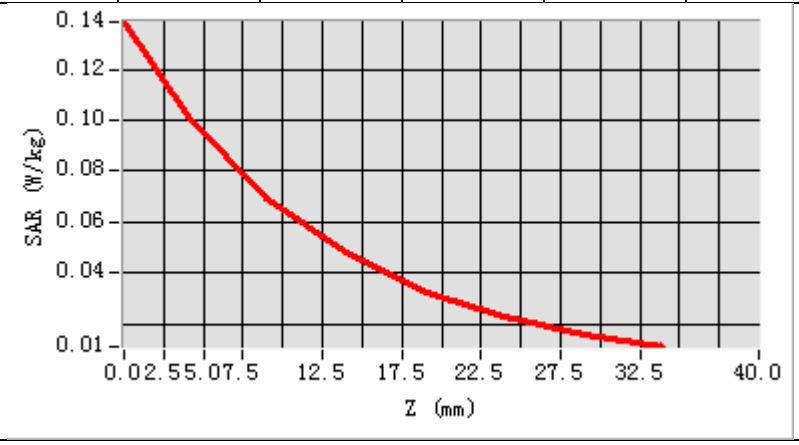

3D screen shot	Hot spot position
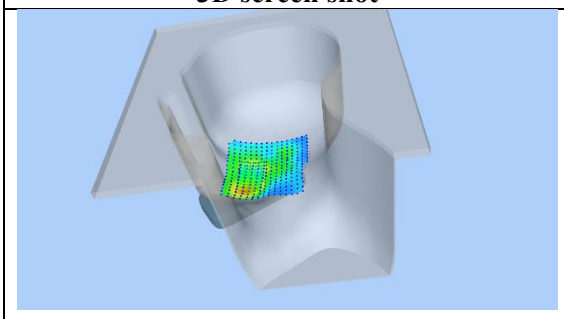	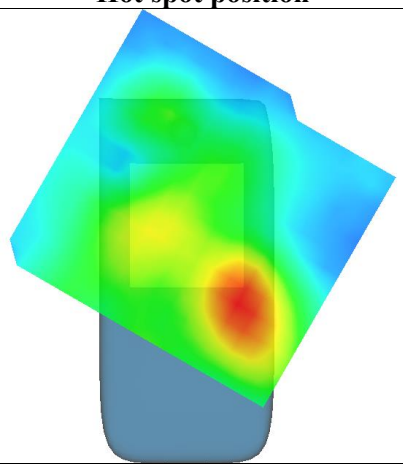

Test Laboratory: AGC Lab **Date: Mar. 19,2020**
LTE Band 4 Mid- Edge3 (1 RB#0)
DUT: Smart Phone; Type: PL571

Communication System: LTE; Communication System Band: LTE Band 4; Duty Cycle:1:1; Conv.F=4.19;
Frequency:1732.5 MHz; Medium parameters used: f = 1750 MHz; σ= 1.33 mho/m; εr =41.76; ρ= 1000 kg/m³ ;
Phantom section: Flat Section
Ambient temperature (℃): 21.2, Liquid temperature (℃): 20.9

SATIMO Configuration:

- Probe: SSE5; Calibrated: Jun. 04,2019; Serial No.: SN 22/16 EP315
- Sensor-Surface: 4mm (Mechanical Surface Detection)
- Phantom: SAM twin phantom
- Measurement SW: OpenSAR V4_02_35

Configuration/ LTE Band 4 Mid- Edge3 /Area Scan: Measurement grid: dx=8mm, dy=8mm
Configuration/ LTE Band 4 Mid- Edge3 /Zoom Scan: Measurement grid: dx=8mm,dy=8mm, dz=5m;

Area Scan	surf_sam_plan.txt, h= 5.00 mm
Zoom Scan	5x5x7,dx=8mm dy=8mm dz=5mm
Phantom	Validation plane
Device Position	Edge3
Band	LTE Band 4
Channels	Middle
Signal	OFDM (Crest factor: 1.0)

SURFACE SAR	VOLUME SAR
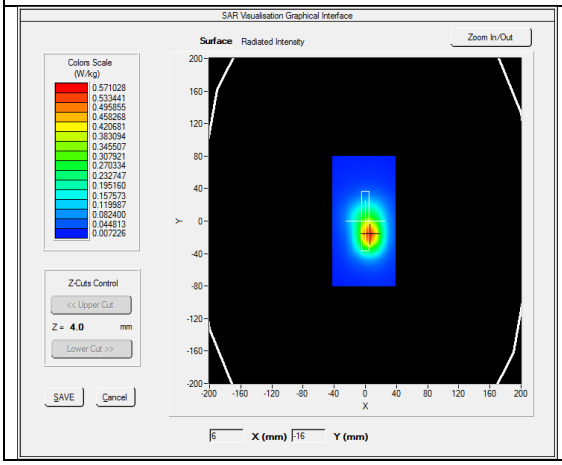	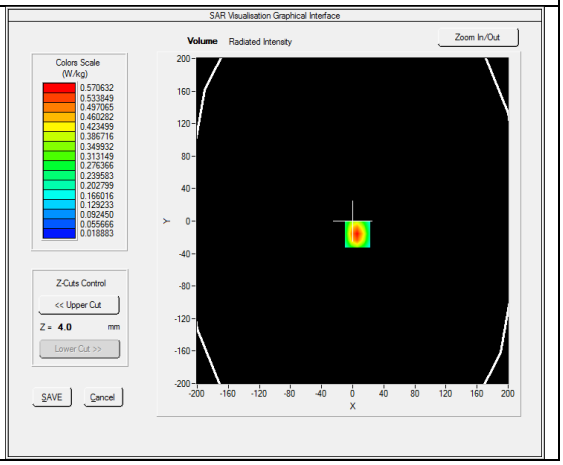

Maximum location: X=6.00, Y=-16.00
SAR Peak: 0.82 W/kg

SAR 10g (W/Kg)	0.303096
SAR 1g (W/Kg)	0.536659

Z (mm)	0.00	4.00	9.00	14.00	19.00	24.00	29.00
SAR (W/Kg)	0.8204	0.5706	0.3592	0.2314	0.1473	0.0944	0.0609

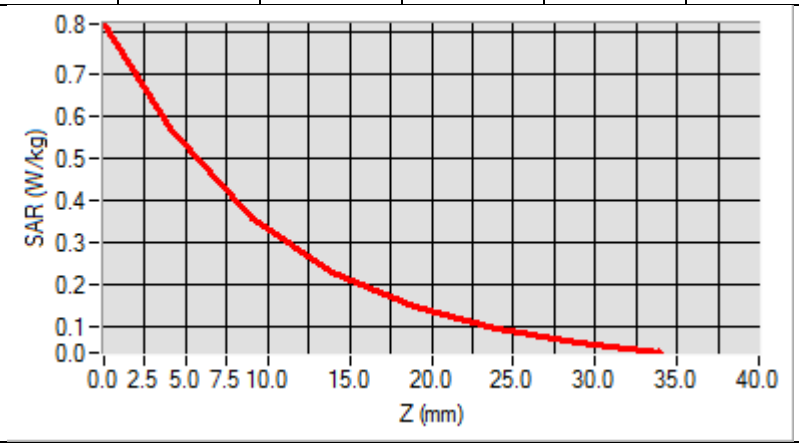

3D screen shot	Hot spot position
	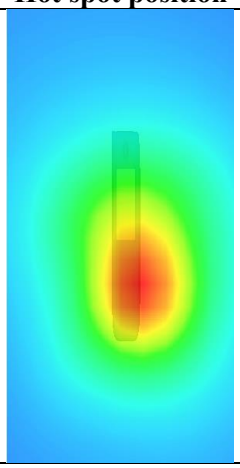

Test Laboratory: AGC Lab **Date: Mar. 18,2020**
LTE Band 7 Mid-Touch-Left (1RB#0)
DUT: Smart Phone; Type: PL571

Communication System: LTE; Communication System Band: LTE Band 7; Duty Cycle:1:1; Conv.F=3.77
Frequency: 2535MHz; Medium parameters used: f =2600 MHz; σ=1.88 mho/m; εr =39.76; ρ= 1000 kg/m³ ;
Phantom section: Left Section
Ambient temperature (℃): 21.7, Liquid temperature (℃): 21.4

SATIMO Configuration:

- Probe: SSE5; Calibrated: Jun. 04,2019; Serial No.: SN 22/16 EP315
- Sensor-Surface: 4mm (Mechanical Surface Detection)
- Phantom: SAM twin phantom
- Measurement SW: OpenSAR V4_02_35

Configuration/ LTE BAND 7 Mid-Touch-Left/Area Scan: Measurement grid: dx=8mm, y=8mm
Configuration/ LTE BAND 7 Mid-Touch-Left/Zoom Scan: Measurement grid: dx=5mm, dy=5mm, dz=5mm

Area Scan	dx=8mm dy=8mm, h= 5.00 mm
ZoomScan	7x7x7,dx=5mm dy=5mm dz=5mm
Phantom	Left head
Device Position	Cheek
Band	LTE BAND 7
Channels	Middle
Signal	OFDM (Crest factor: 1.0)

SURFACE SAR	VOLUME SAR
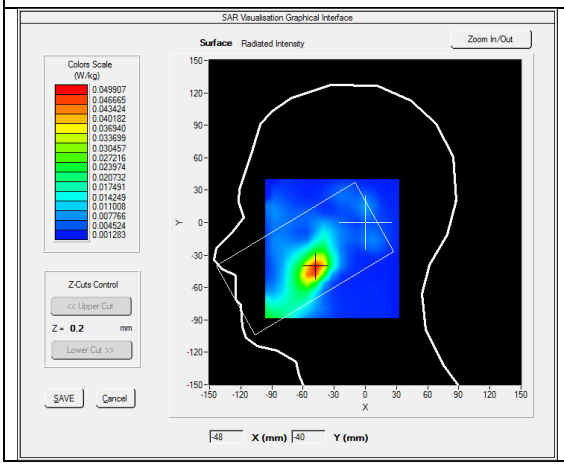	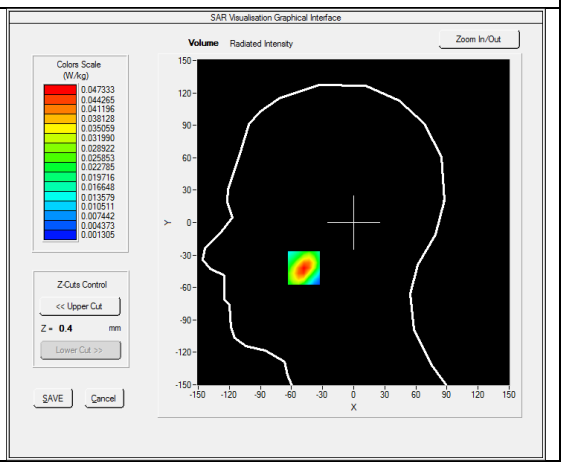

Maximum location: X=-48.00, Y=-42.00
SAR Peak: 0.07 W/kg

SAR 10g (W/Kg)	0.021600
SAR 1g (W/Kg)	0.042848

Z (mm)	0.00	4.00	9.00	14.00	19.00	24.00	29.00
SAR (W/Kg)	0.0734	0.0473	0.0265	0.0145	0.0080	0.0052	0.0031

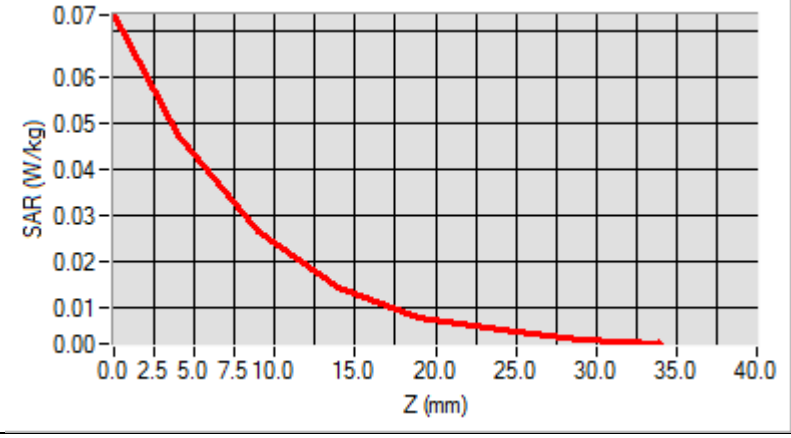

3D screen shot	Hot spot position
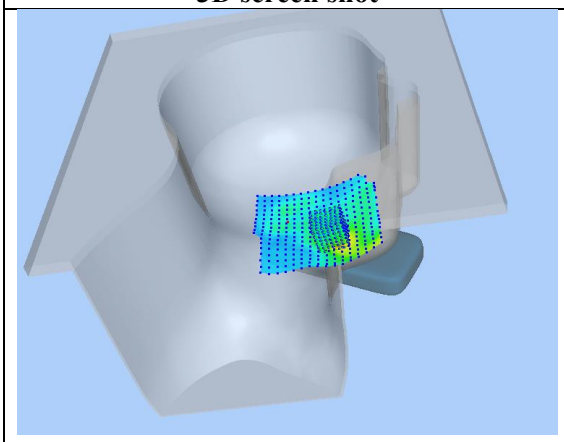	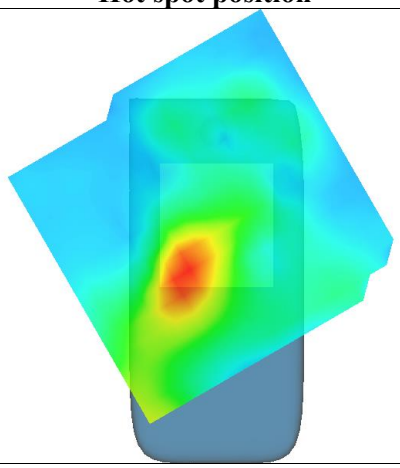

Test Laboratory: AGC Lab **Date: Mar. 18,2020**
LTE Band 7 Mid- Edge3 (1RB#0)
DUT: Smart Phone; Type: PL571

Communication System: LTE; Communication System Band: LTE Band 7; Duty Cycle:1:1; Conv.F=3.92
Frequency: 2535MHz; Medium parameters used: f =2600 MHz; σ=1.88 mho/m; εr =39.76; ρ= 1000 kg/m³ ;
Phantom section: Flat Section
Ambient temperature (℃): 21.7, Liquid temperature (℃): 21.4

SATIMO Configuration:

- Probe: SSE5; Calibrated: Jun. 04,2019; Serial No.: SN 22/16 EP315
- Sensor-Surface: 4mm (Mechanical Surface Detection)
- Phantom: SAM twin phantom
- Measurement SW: OpenSAR V4_02_35

Configuration/ LTE BAND 7 Mid- Edge3 /Area Scan: Measurement grid: dx=10mm, y=10mm
Configuration/ LTE BAND 7 Mid- Edge3 /Zoom Scan: Measurement grid: dx=5mm, dy=5mm, dz=5mm

Area Scan	surf_sam_plan.txt, h= 5.00 mm
ZoomScan	7x7x7,dx=5mm dy=5mm dz=5mm
Phantom	Validation plane
Device Position	Edge3
Band	LTE BAND 7
Channels	Middle
Signal	OFDM (Crest factor: 1.0)

SURFACE SAR	VOLUME SAR
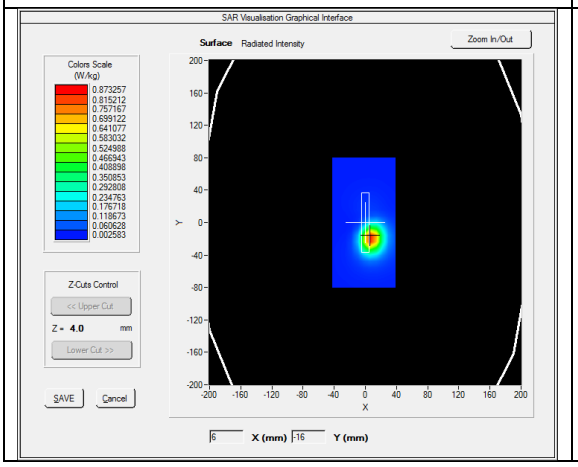	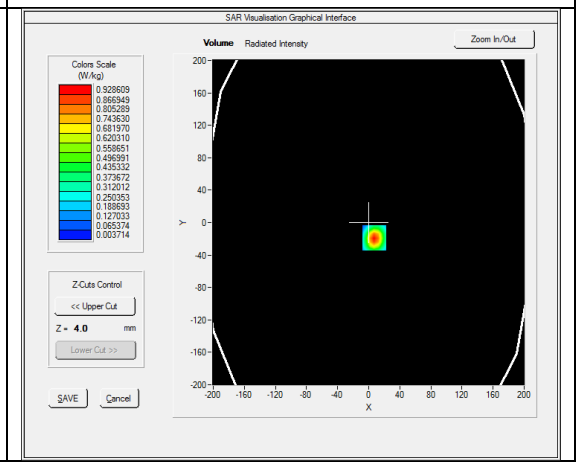

Maximum location: X=7.00, Y=-19.00
SAR Peak: 1.56 W/kg

SAR 10g (W/Kg)	0.377704
SAR 1g (W/Kg)	0.741334

Z (mm)	0.00	4.00	9.00	14.00	19.00	24.00	29.00
SAR (W/Kg)	1.5839	0.9286	0.4482	0.2247	0.1109	0.0554	0.0281

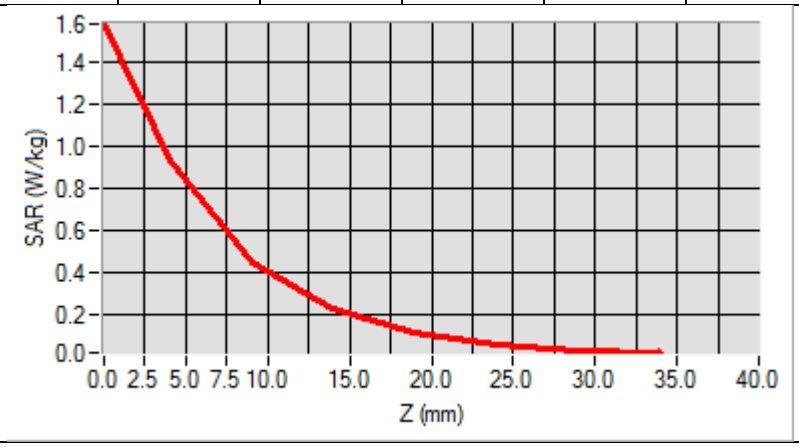

3D screen shot	Hot spot position
	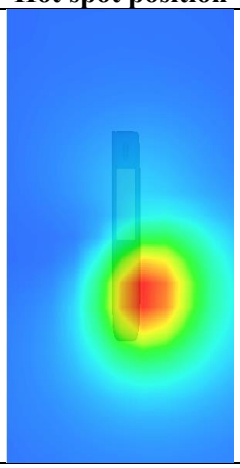

WIFI MODE

Test Laboratory: AGC Lab **Date: Mar. 23,2020**
802.11b Mid- Tilt -Left
DUT: Smart Phone; Type: PL571

Communication System: Wi-Fi; Communication System Band: 802.11b; Duty Cycle: 1:1; Conv.F=4.12;
Frequency: 2437 MHz; Medium parameters used: f = 2450 MHz; σ =1.73mho/m; εr =39.12 ρ= 1000 kg/m³ ;
Phantom section: Left Section
Ambient temperature (℃):21.2, Liquid temperature (℃): 20.9

SATIMO Configuration:

- Probe: SSE5; Calibrated: Jun. 04,2019; Serial No.: SN 22/16 EP315
- Sensor-Surface: 4mm (Mechanical Surface Detection)
- Phantom: SAM twin phantom
- Measurement SW: OpenSAR V4_02_35

Configuration/802.11b Mid- Tilt -Left/Area Scan: Measurement grid: dx=8mm, dy=8mm
Configuration/802.11b Mid- Tilt -Left/Zoom Scan: Measurement grid: dx=5mm,dy=5mm, dz=5mm

Area Scan	dx=8mm dy=8mm, h= 5.00 mm
ZoomScan	7x7x7,dx=5mm dy=5mm dz=5mm
Phantom	Left head
Device Position	Tilt
Band	2450MHz
Channels	Middle
Signal	Crest factor: 1.0

SURFACE SAR	VOLUME SAR
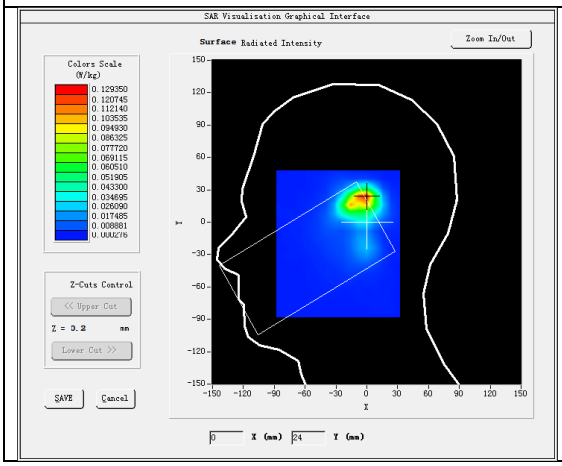	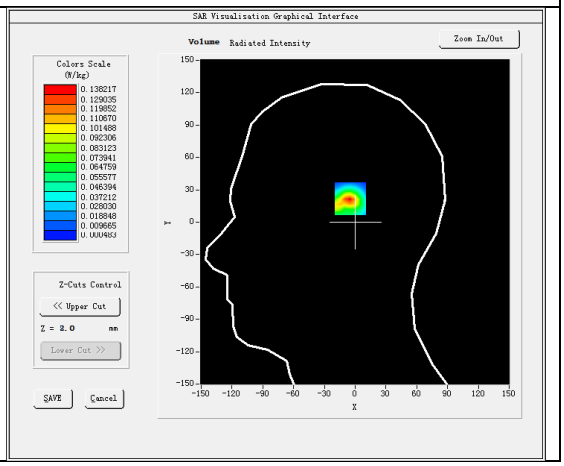

Maximum location: X=-2.00, Y=23.00
SAR Peak: 0.27 W/kg

SAR 10g (W/Kg)	0.047315
SAR 1g (W/Kg)	0.121043

Z (mm)	0.00	4.00	8.00	12.00	16.00	20.00	24.00	28.00
SAR (W/Kg)	0.2675	0.1382	0.0642	0.0312	0.0143	0.0078	0.0043	0.0022

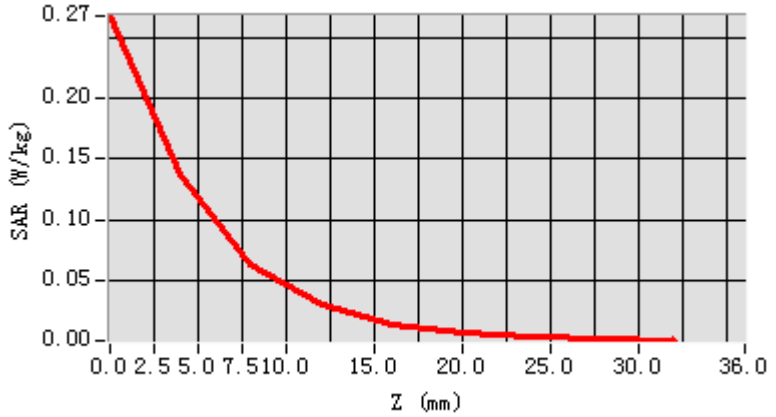

3D screen shot	Hot spot position
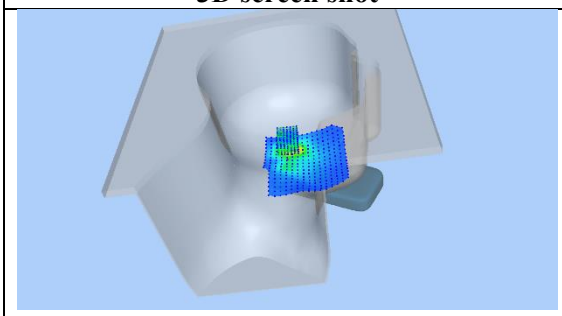	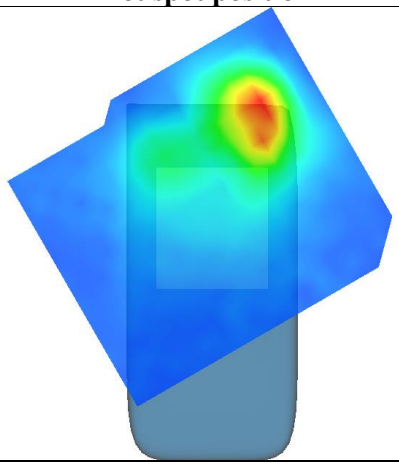

Test Laboratory: AGC Lab **Date: Mar. 23,2020**
802.11b Mid-Body-Worn- Back
DUT: Smart Phone; Type: PL571

Communication System: Wi-Fi; Communication System Band: 802.11b; Duty Cycle: 1:1; Conv.F=4.24;
Frequency: 2437 MHz; Medium parameters used: f = 2450 MHz; σ =1.73mho/m; εr =39.12; ρ= 1000 kg/m³ ;
Phantom section: Flat Section
Ambient temperature (℃):21.2, Liquid temperature (℃): 20.9

SATIMO Configuration:

- Probe: SSE5; Calibrated: Jun. 04,2019; Serial No.: SN 22/16 EP315
- Sensor-Surface: 4mm (Mechanical Surface Detection)
- Phantom: SAM twin phantom
- Measurement SW: OpenSAR V4_02_35

Configuration/802.11b Mid- Body- Back /Area Scan: Measurement grid: dx=8mm, dy=8mm
Configuration/802.11b Mid- Body- Back /Zoom Scan: Measurement grid: dx=5mm,dy=5mm, dz=5mm;

Area Scan	surf_sam_plan.txt, h= 5.00 mm
ZoomScan	7x7x7,dx=5mm dy=5mm dz=5mm
Phantom	Validation plane
Device Position	Body Back
Band	2450MHz
Channels	Middle
Signal	Crest factor: 1.0

SURFACE SAR	VOLUME SAR
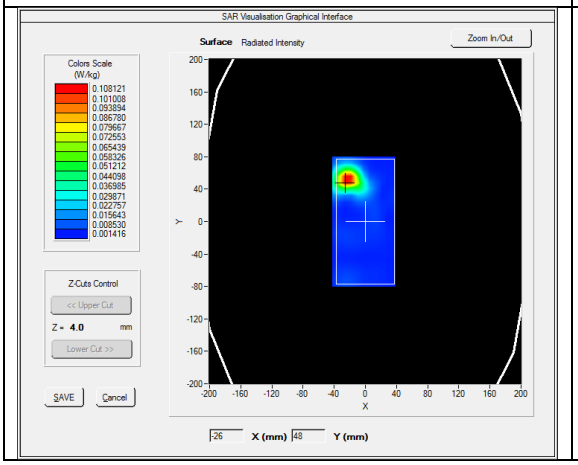	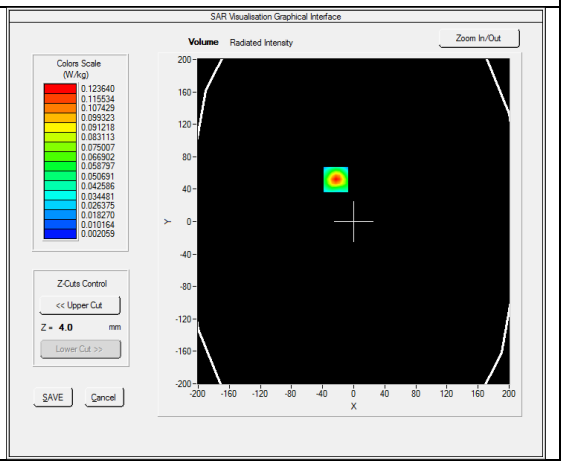

Maximum location: X=-23.00, Y=52.00
SAR Peak: 0.21 W/kg

SAR 10g (W/Kg)	0.051466
SAR 1g (W/Kg)	0.112644

Z (mm)	0.00	4.00	8.00	12.00	16.00	20.00	24.00	28.00
SAR (W/Kg)	0.2156	0.1236	0.0675	0.0398	0.0231	0.0139	0.0085	0.0056

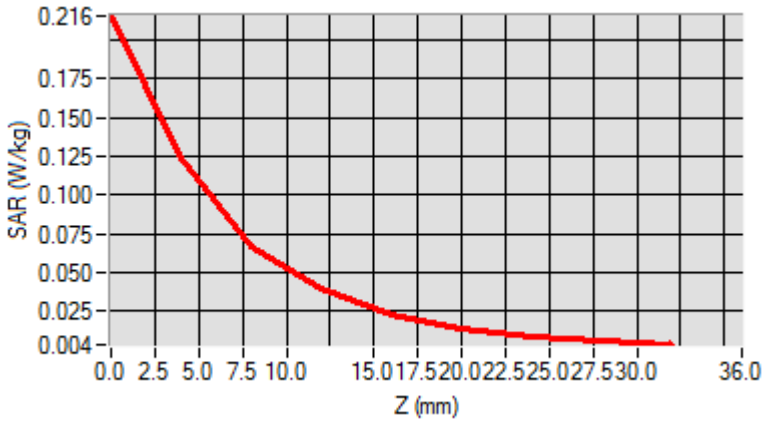

3D screen shot	Hot spot position
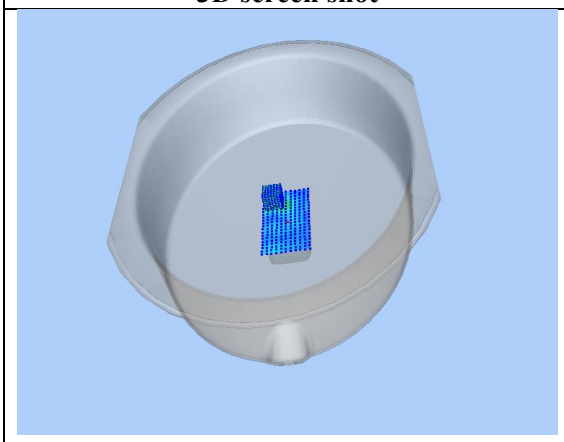	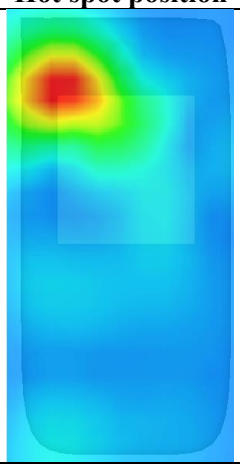

Repeated SAR
Test Laboratory: AGC Lab **Date: Mar. 17,2020**
GPRS 1900 High-Edge 3(3up)
DUT: Smart Phone; Type: PL571

Communication System: GPRS-3Slot; Communication System Band: PCS 1900; Duty Cycle: 1:2.7; Conv.F=4.60;
Frequency: 1909.8 MHz; Medium parameters used: f = 1850 MHz; σ= 1.39 mho/m; εr =38.92; ρ= 1000 kg/m³ ;
Phantom section: Flat Section
Ambient temperature (℃): 20.9, Liquid temperature (℃): 20.6

SATIMO Configuration:

- Probe: SSE5; Calibrated: Jun. 04,2019; Serial No.: SN 22/16 EP315
- Sensor-Surface: 4mm (Mechanical Surface Detection)
- Phantom: SAM twin phantom
- Measurement SW: OpenSAR V4_02_35

Configuration/GPRS1900 High-Edge 3/Area Scan: Measurement grid: dx=8mm, dy=8mm
Configuration/GPRS1900 High-Edge 3/Zoom Scan: Measurement grid: dx=8mm,dy=8mm, dz=5mm;

Area Scan	surf_sam_plan.txt, h= 5.00 mm
Zoom Scan	5x5x7,dx=8mm dy=8mm dz=5mm,Complete
Phantom	Validation plane
Device Position	Edge 3
Band	PCS 1900
Channels	High
Signal	TDMA (Crest factor: 2.7)

SURFACE SAR	VOLUME SAR
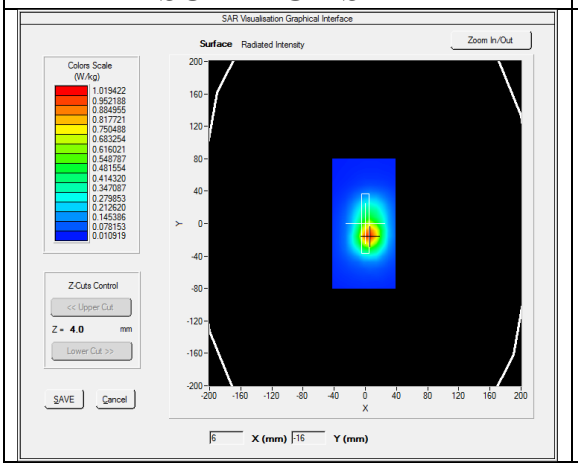	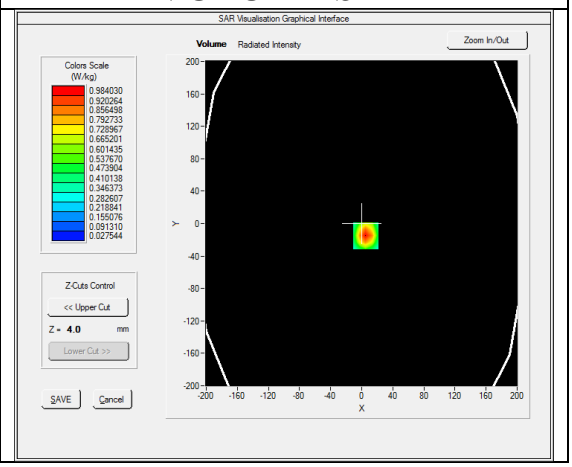

Maximum location: X=5.00, Y=-15.00
SAR Peak: 1.40 W/kg

SAR 10g (W/Kg)	0.528900
SAR 1g (W/Kg)	0.926408

Z (mm)	0.00	4.00	9.00	14.00	19.00	24.00	29.00
SAR (W/Kg)	1.3981	0.9840	0.6234	0.4043	0.2541	0.1521	0.0997

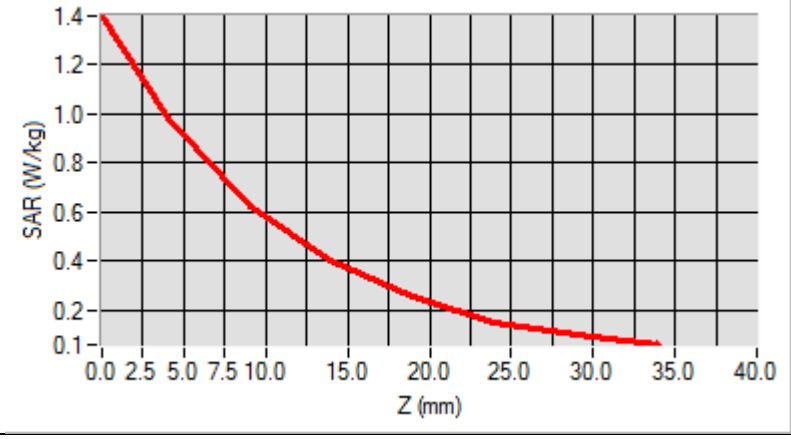

3D screen shot	Hot spot position
	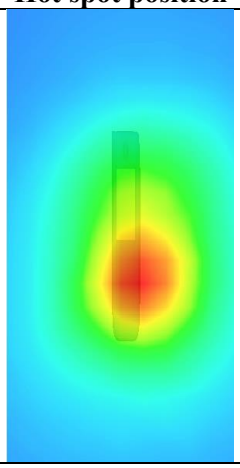

Test Laboratory: AGC Lab **Date: Mar. 17,2020**
WCDMA Band II Low-Edge 3(RMC)
DUT: Smart Phone; Type: PL571

Communication System: UMTS; Communication System Band: Band II UTRA/FDD ;Duty Cycle:1:1; Conv.F=4.60
Frequency: 1852.4 MHz; Medium parameters used: f = 1850 MHz; σ=1.35 mho/m; εr =41.13; ρ= 1000 kg/m³ ;
Phantom section: Flat Section
Ambient temperature (℃): 20.9, Liquid temperature (℃): 20.6

SATIMO Configuration:

- Probe: SSE5; Calibrated: Jun. 04,2019; Serial No.: SN 22/16 EP315
- Sensor-Surface: 4mm (Mechanical Surface Detection)
- Phantom: SAM twin phantom
- Measurement SW: OpenSAR V4_02_35

Configuration/ WCDMA band II Low -Edge 3/Area Scan: Measurement grid: dx=8mm, dy=8mm
Configuration/ WCDMA band II Low -Edge 3/Zoom Scan: Measurement grid: dx=8mm,dy=8mm, dz=5mm;

Area Scan	surf_sam_plan.txt, h= 5.00 mm
Zoom Scan	5x5x7,dx=8mm dy=8mm dz=5mm,Complete
Phantom	Validation plane
Device Position	Edge 3
Band	WCDMA band II
Channels	Low
Signal	CDMA (Crest factor: 1.0)

SURFACE SAR	VOLUME SAR
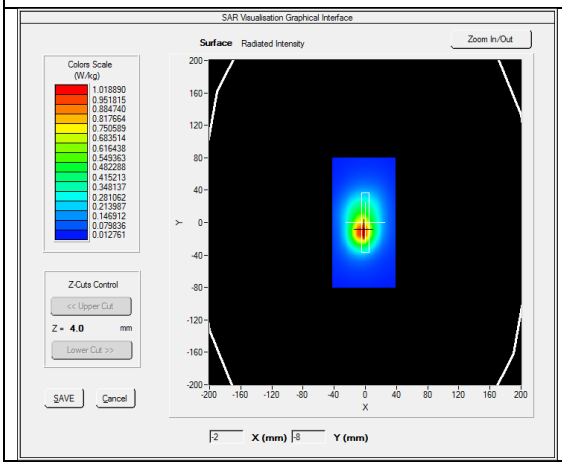	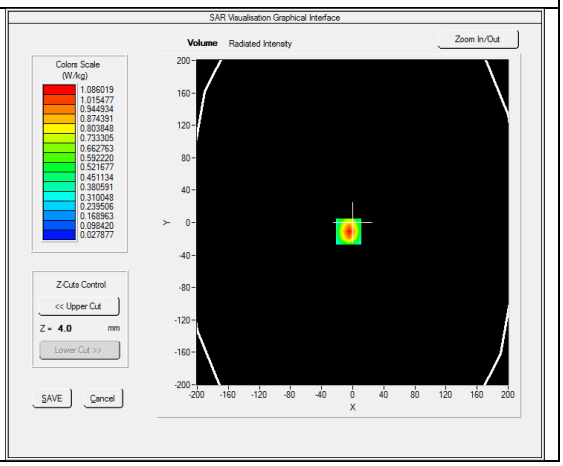

Maximum location: X=-5.00, Y=-11.00
SAR Peak: 1.59 W/kg

SAR 10g (W/Kg)	0.551555
SAR 1g (W/Kg)	1.012627

Z (mm)	0.00	4.00	9.00	14.00	19.00	24.00	29.00
SAR (W/Kg)	1.5882	1.0860	0.6639	0.4087	0.2494	0.1537	0.0948

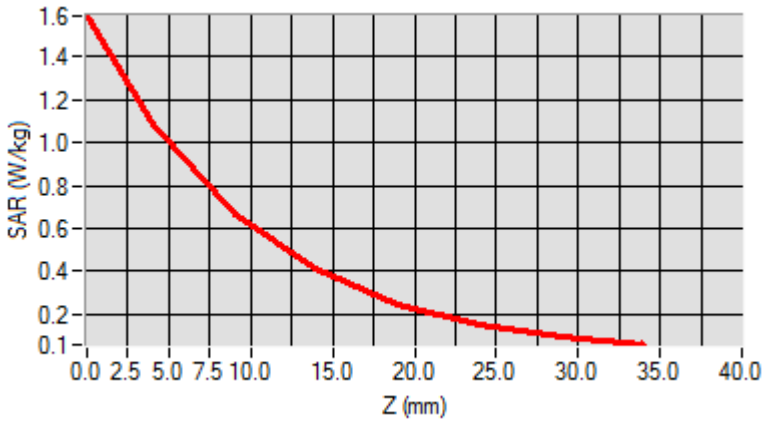

3D screen shot	Hot spot position
	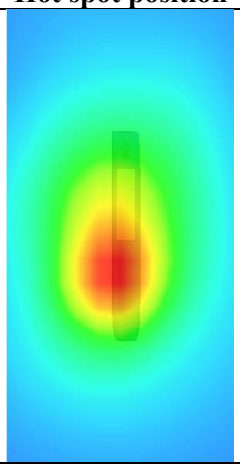

Test Laboratory: AGC Lab **Date: Mar. 24,2020**
LTE Band 2 High- Edge 3 (1 RB#0)
DUT: Smart Phone; Type: PL571

Communication System: LTE; Communication System Band: LTE Band 2; Duty Cycle:1:1; Conv.F=4.60;
Frequency:1900MHz; Medium parameters used: f = 1850 MHz; σ= 1.37 mho/m; εr =39.62; ρ= 1000 kg/m³ ;
Phantom section: Flat Section
Ambient temperature (℃): 21.5, Liquid temperature (℃): 21.3

SATIMO Configuration:

- Probe: SSE5; Calibrated: Jun. 04,2019; Serial No.: SN 22/16 EP315
- Sensor-Surface: 4mm (Mechanical Surface Detection)
- Phantom: SAM twin phantom
- Measurement SW: OpenSAR V4_02_35

Configuration/ LTE Band 2 High- Edge 3 /Area Scan: Measurement grid: dx=8mm, dy=8mm
Configuration/ LTE Band 2 High- Edge 3 /Zoom Scan: Measurement grid: dx=8mm,dy=8mm, dz=5m;

Area Scan	surf_sam_plan.txt, h= 5.00 mm
Zoom Scan	5x5x7,dx=8mm dy=8mm dz=5mm
Phantom	Validation plane
Device Position	Edge 3
Band	LTE Band 2
Channels	High
Signal	OFDM (Crest factor: 1.0)

SURFACE SAR	VOLUME SAR
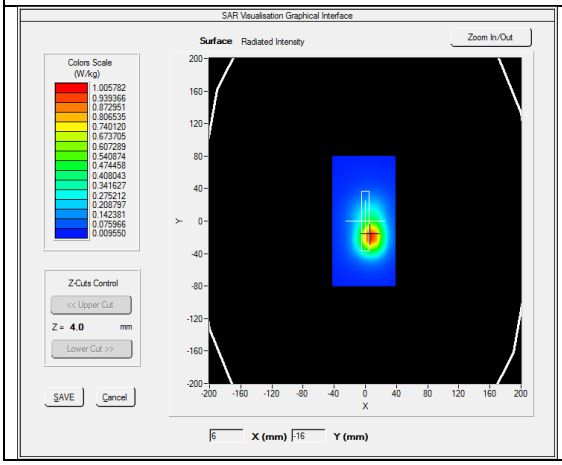	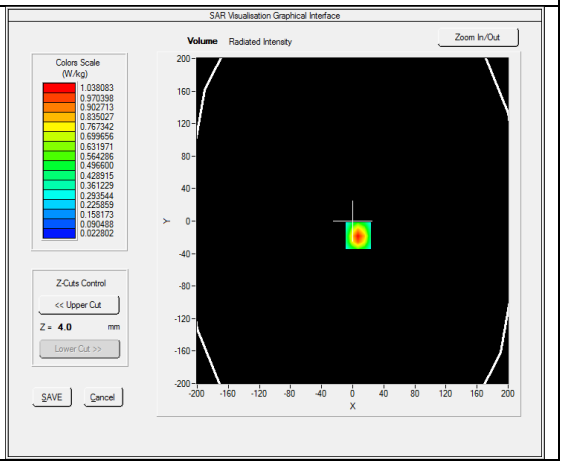

Maximum location: X=7.00, Y=-18.00
SAR Peak: 1.53 W/kg

SAR 10g (W/Kg)	0.525193
SAR 1g (W/Kg)	0.971682

Z (mm)	0.00	4.00	9.00	14.00	19.00	24.00	29.00
SAR (W/Kg)	1.5204	1.0381	0.6326	0.3909	0.2362	0.1444	0.0882

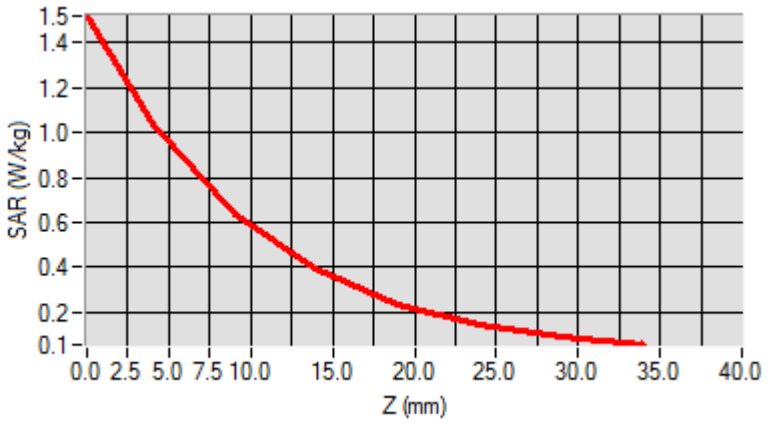

3D screen shot	Hot spot position
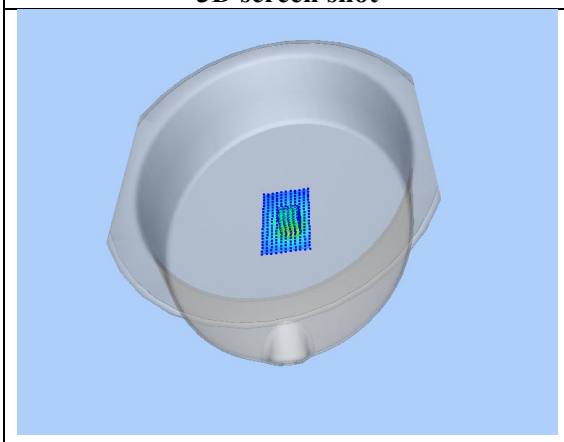	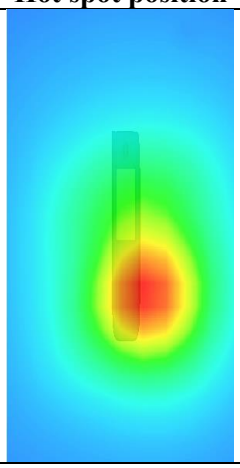

APPENDIX C. TEST SETUP PHOTOGRAPHS

LEFT-CHEEK TOUCH



LEFT-TILT 15^0



RIGHT- CHEEK TOUCH



RIGHT-TILT 15^0



Body Back 10mm



Body Front 10mm



Edge 1(Top) 10mm-Hotspot Mode

Edge 2(Right) 10mm-Hotspot Mode

Edge 3(Bottom) 10mm-Hotspot Mode



Edge 4(Left) 10mm-Hotspot Mode



Edge 3(Bottom) with earphone 10mm-Hotspot Mode



DEPTH OF THE LIQUID IN THE PHANTOM—ZOOM IN

Note：The position used in the measurement were according to IEEE 1528-2013

835MHz head	835MHz body
	
1900MHz head	1900MHz body
	

1750MHz head	1750MHz body
	
2450MHz head	2450MHz body
	
2600MHz head	2600MHz body
	

APPENDIX D. CALIBRATION DATA

Refer to Attached files.