

## 6. SAR System PHOTOGRAPHS




**Liquid depth  $\cong$  15cm**




## 7. SETUP PHOTOGRAPHS


Head Setup Photo(Left Cheek)




Head Setup Photo(Left Tilt)




**Head Setup Photo (Right Cheek)**



**Head Setup Photo(Right Tilt)**



**0mm body-worn Back Side Setup Photo(hotspot)**



**0mm body-worn Left Side Setup Photo(hotspot)**






**0mm body-worn Right Side Setup Photo (hotspot)**



**0mm body-worn Top Side Setup Photo (hotspot)**



**0mm body-worn Bottom Side Setup Photo (hotspot)**



## 8. EUT PHOTOGRAPHS



Fig.1

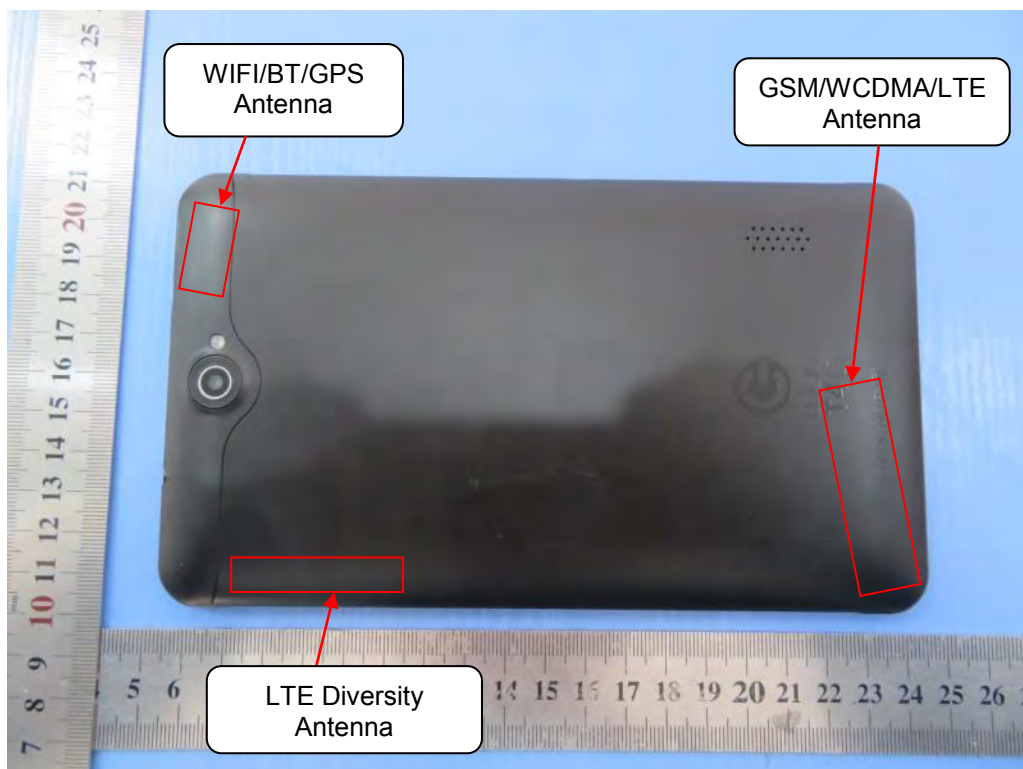


Fig.2

.....The End of Test Report.....