# DFS TEST REPORT

| | | |
|---|---|---|
| FCC ID | : | PD5-CBW150AX |
| Equipment | : | Cisco Business 150AX Access Point |
| Brand Name | : | CISCO |
| Model Name | : | CBW150AX |
| Applicant | : | Delta Electronics, Inc.<br>31-1, Shien Pan Rd., Kuei San Industrial Zone, Taoyuan City 333, Taiwan |
| Manufacturer | : | Delta Electronics, Inc.<br>31-1, Shien Pan Rd., Kuei San Industrial Zone, Taoyuan City 333, Taiwan |
| Standard | : | 47 CFR FCC Part 15.407 |

The product was received on Aug. 24, 2021, and testing was started from Sep. 24, 2021 and completed on Sep. 28, 2021. We, Sporton International Inc. Hsinchu Laboratory, would like to declare that the tested sample has been evaluated in accordance with the procedures given in FCC KDB 905462 D02 UNII DFS Compliance Procedures New Rules v02 and shown compliance with the applicable technical standards.

The test results in this report apply exclusively to the tested model / sample. Without written approval of Sporton International Inc. Hsinchu Laboratory, the test report shall not be reproduced except in full.

Approved by: Sam Chen

*Sporton International Inc. Hsinchu Laboratory*
*No.8, Ln. 724, Bo'ai St., Zhubei City, Hsinchu County 302010, Taiwan (R.O.C.)*

# Table of Contents

**History of this test report** ..... **3**

**Summary of Test Result** ..... **4**

**1 General Description** ..... **5**

1.1 Information ..... 5
1.2 Accessories ..... 10
1.3 Support Equipment ..... 10
1.4 Applicable Standards ..... 10
1.5 Testing Location Information ..... 10

**2 Test Configuration of EUT** ..... **11**

2.1 Test Channel Frequencies Configuration ..... 11
2.2 The Worst Case Measurement Configuration ..... 11

**3 Dynamic Frequency Selection (DFS) Test Result** ..... **12**

3.1 General DFS Information ..... 12
3.2 Radar Test Waveform Calibration ..... 15
3.3 UNII Detection Bandwidth ..... 26
3.4 Channel Availability Check (CAC) ..... 30
3.5 In-service Monitoring ..... 34
3.6 Statistical Performance Check ..... 41

**4 Test Equipment and Calibration Data** ..... **120**

**5 Measurement Uncertainty** ..... **121**

**Appendix A. Test Photos**

**Photographs of EUT v01**

# History of this test report

| Report No. | Version | Description | Issued Date |
|---|---|---|---|
| FZ182329 | 01 | Initial issue of report | Dec. 23, 2021 |
| | | | |
| | | | |
| | | | |
| | | | |
| | | | |
| | | | |
| | | | |
| | | | |
| | | | |
| | | | |
| | | | |
| | | | |
| | | | |
| | | | |
| | | | |
| | | | |
| | | | |
| | | | |
| | | | |
| | | | |
| | | | |
| | | | |

# Summary of Test Result

| Report Clause | Ref Std. Clause | Test Items | Result (PASS/FAIL) | Remark |
|---|---|---|---|---|
| 3.3 | FCC KDB 905462 7.8.1 | DFS: UNII Detection Bandwidth Measurement | PASS | - |
| 3.4 | FCC KDB 905462 7.8.2.1 | DFS: Initial Channel Availability Check Time | PASS | - |
| 3.4 | FCC KDB 905462 7.8.2.2 | DFS: Radar Burst at the Beginning of the Channel Availability Check Time | PASS | - |
| 3.4 | FCC KDB 905462 7.8.2.3 | DFS: Radar Burst at the End of the Channel Availability Check Time | PASS | - |
| 3.5 | FCC KDB 905462 7.8.3 | DFS: In-Service Monitoring for Channel Move Time (CMT) | PASS | - |
| 3.5 | FCC KDB 905462 7.8.3 | DFS: In-Service Monitoring for Channel Closing Transmission Time (CCTT) | PASS | - |
| 3.5 | FCC KDB 905462 7.8.3 | DFS: In-Service Monitoring for Non-Occupancy Period (NOP) | PASS | - |
| 3.6 | FCC KDB 905462 7.8.4 | DFS: Statistical Performance Check | PASS | - |
| 3.1.4 | FCC KDB 905462 8.1 | User Access Restrictions | N/A | Manufacturer attestation NOT accessible to user |

| **Declaration of Conformity:** |
|---|
| The test results with all measurement uncertainty excluded are presented in accordance with the regulation limits or requirements declared by manufacturers. |
| **Comments and Explanations:** |
| The declared of product specification for EUT presented in the report are provided by the manufacturer, and the manufacturer takes all the responsibilities for the accuracy of product specification. |

**Reviewed by: Sam Chen**
**Report Producer: Viola Huang**

# 1 General Description

## 1.1 Information

### 1.1.1 RF General Information

| Specification Items | Description | |
|---|---|---|
| **Frequency Range** | 5250 MHz – 5350 MHz<br>5470 MHz – 5725 MHz | |
| **Power Type** | From PoE | |
| **Channel Bandwidth** | 20/40/80 MHz operating channel bandwidth | |
| **Operating Mode** | ☒ Master | |
| | ☐ Client with radar detection | |
| | ☐ Client without radar detection | |
| **Communication Mode** | ☒ IP Based (Load Based) | ☐ Frame Based |
| **TPC Function** | ☒ With TPC | ☐ Without TPC |
| **Weather Band (5600~5650MHz)** | ☒ With 5600~5650MHz | ☐ Without 5600~5650MHz |
| **Power-on cycle** | 80MHz: Requires 274.058 seconds to complete its power-on cycle. | |
| **Firmware Number** | 8.8.1.10 Tue Jun 8 07:06:00 GMT 2021 | |
| ◆ 11a, HT20 and HT40 use a combination of OFDM-BPSK, QPSK, 16QAM, 64QAM modulation.<br>◆ VHT20, VHT40, VHT80 use a combination of OFDM-BPSK, QPSK, 16QAM, 64QAM, 256QAM modulation.<br>◆ HEW20, HEW40, HEW80 use a combination of OFDMA-BPSK, QPSK, 16QAM, 64QAM, 256QAM, 1024QAM modulation.<br>◆ EUT employ a TPC mechanism and TPC have the capability to operate at least 6 dB below highest RF output power. | | |

Note: The above information was declared by manufacturer.

## TPC Power Result

### For non beamforming mode

| Mode | Min Power (dBm) | Max Power (dBm) | Min EIRP (dBm) | Max EIRP (dBm) |
|---|---|---|---|---|
| 802.11a_Nss1,(6Mbps)_2TX | - | - | - | - |
| 5.25-5.35GHz | 11.28 | 17.28 | 16.18 | 22.18 |
| 5.47-5.725GHz | 13.79 | 19.79 | 19.19 | 25.19 |
| 802.11ax HEW20_Nss1,(MCS0)_2TX | - | - | - | - |
| 5.25-5.35GHz | 11.55 | 17.55 | 16.45 | 22.45 |
| 5.47-5.725GHz | 13.81 | 19.81 | 19.21 | 25.21 |
| 802.11ax HEW40_Nss1,(MCS0)_2TX | - | - | - | - |
| 5.25-5.35GHz | 11.89 | 17.89 | 16.79 | 22.79 |
| 5.47-5.725GHz | 13.86 | 19.86 | 19.26 | 25.26 |
| 802.11ax HEW80_Nss1,(MCS0)_2TX | - | - | - | - |
| 5.25-5.35GHz | 11.66 | 17.66 | 16.56 | 22.56 |
| 5.47-5.725GHz | 13.80 | 19.80 | 19.20 | 25.20 |

### For beamforming mode

| Mode | Min Power (dBm) | Max Power (dBm) | Min EIRP (dBm) | Max EIRP (dBm) |
|---|---|---|---|---|
| 802.11ax HEW20-BF_Nss1,(MCS0)_2TX | - | - | - | - |
| 5.25-5.35GHz | 8.50 | 14.50 | 16.26 | 22.26 |
| 5.47-5.725GHz | 13.81 | 19.81 | 21.64 | 27.64 |
| 802.11ax HEW40-BF_Nss1,(MCS0)_2TX | - | - | - | - |
| 5.25-5.35GHz | 8.85 | 14.85 | 16.61 | 22.61 |
| 5.47-5.725GHz | 13.86 | 19.86 | 21.69 | 27.69 |
| 802.11ax HEW80-BF_Nss1,(MCS0)_2TX | - | - | - | - |
| 5.25-5.35GHz | 8.59 | 14.59 | 16.35 | 22.35 |
| 5.47-5.725GHz | 13.80 | 19.80 | 21.63 | 27.63 |

Note:
The manufacturer declared that TPC is applied to this equipment. The test result of TPC is equal to RF output power minus 6dBm which is recorded as a reference for the manufacturer.

### 1.1.2 Antenna Information

| Ant. | 2.4GHz Port | 5GHz Port | Bluetooth Port | Brand Name | Model Name | Antenna Type | Connector | Gain (dBi) |
|---|---|---|---|---|---|---|---|---|
| 1 | 1 | 1 | - | Delta | 0990262017 | Metal PIFA antenna | I-PEX | Note 1 |
| 2 | 2 | 2 | - | Delta | 0990262117 | Metal PIFA antenna | I-PEX | |
| 3 | - | - | 3 | Delta | 0990262217 | Metal PIFA antenna | I-PEX | |

Note 1:

| Ant. | Gain (dBi) | | | | | |
|---|---|---|---|---|---|---|
| | 2.4GHz | UNII 1 | UNII 2A | UNII 2C | UNII 3 | Bluetooth |
| 1 | 3.9 | 4.9 | 4.9 | 4.2 | 5.1 | - |
| 2 | 3.1 | 4.6 | 4.6 | 5.4 | 5.4 | - |
| 3 | - | - | - | - | - | 4 |

Note 2: The EUT has three antenns.

Note 3: Directional gain information.

| - | Maximum Output Power | Power Spectral Density |
|---|---|---|
| **Non-BF** | Directional gain = Max.gain + array gain.<br>For power measurements on IEEE 802.11 devices<br>Array Gain = 0 dB (i.e., no array gain) for N ANT ≤ 4 | $DirectionalGain = 10 \cdot \log\left[\frac{\sum_{j=1}^{N_{SS}}\left\{\sum_{k=1}^{N_{ANT}} g_{j,k}\right\}^2}{N_{ANT}}\right]$ |
| **BF** | $DirectionalGain = 10 \cdot \log\left[\frac{\sum_{j=1}^{N_{SS}}\left\{\sum_{k=1}^{N_{ANT}} g_{j,k}\right\}^2}{N_{ANT}}\right]$ | $DirectionalGain = 10 \cdot \log\left[\frac{\sum_{j=1}^{N_{SS}}\left\{\sum_{k=1}^{N_{ANT}} g_{j,k}\right\}^2}{N_{ANT}}\right]$ |

Ex.

Directional Gain (NSS1) formula :

$$DirectionalGain = 10 \cdot \log\left[\frac{\sum_{j=1}^{N_{SS}}\left\{\sum_{k=1}^{N_{ANT}} g_{j,k}\right\}^2}{N_{ANT}}\right]$$

NSS1(g1,1) = $10^{G1/20}$; NSS1(g1,2)= $10^{G2/20}$; NSS1(g1,2)= $10^{G3/20}$; NSS1(g1,2)= $10^{G4/20}$

gj,k =$(\mathrm{Nss1(g1,1)} + \mathrm{Nss1(g1,2)} + \mathrm{Nss1(g1,3)} + \mathrm{Nss1(g1,4)})^2$

DG = 10 log[$(\mathrm{Nss1(g1,1)} + \mathrm{Nss1(g1,2)} + \mathrm{Nss1(g1,3)} + \mathrm{Nss1(g1,4)})^2 / \mathrm{N_{ANT}}$] => 10 log[$(10^{G1/20} + 10^{G2/20} + 10^{G3/20} + 10^{G4/20})^2 / \mathrm{N_{ANT}}$]

Where ;G1 = Ant 1 Gain ; G2 = Ant 2 Gain

2.4GHz DG = 6.52 dBi

5 GHz Band1 DG = 7.76 dBi

5 GHz Band2 DG = 7.76 dBi

5 GHz Band3 DG = 7.83 dBi

5 GHz Band4 DG = 8.26 dBi

**For 2.4GHz function:**

**For IEEE 802.11 b/g/n/VHT/ax mode (2TX/2RX)**

Port 1 and Port 2 can be used as transmitting/receiving antenna.

Port 1 and Port 2 could transmit/receive simultaneously.

**For 5GHz function:**

**For IEEE 802.11a/n/ac/ax mode (2TX/2RX)**

Port 1 and Port 2 can be used as transmitting/receiving antenna.

Port 1 and Port 2 could transmit/receive simultaneously.

**For bluetooth function:**

**For bluetooth (1TX/1RX)**

Only Port 1 can be used as transmitting/receiving antenna.

### 1.1.3 DFS Band Carrier Frequencies

There are three bandwidth systems.

For 20MHz bandwidth systems, use Channel 52, 56, 60, 64, 100, 104, 108, 112, 116, 120, 124, 128, 132, 136, 140, 144.

For 40MHz bandwidth systems, use Channel 54, 62, 102, 110, 118, 126, 134, 142.

For 80MHz bandwidth systems, use Channel 58, 106, 122, 138.

| Frequency Band | Channel No. | Frequency | Channel No. | Frequency |
|---|---|---|---|---|
| 5250~5350 MHz Band 2 | 52 | 5260 MHz | 60 | 5300 MHz |
| | 54 | 5270 MHz | 62 | 5310 MHz |
| | 56 | 5280 MHz | 64 | 5320 MHz |
| | 58 | 5290 MHz | - | - |
| 5470~5725 MHz Band 3 | 100 | 5500 MHz | 124 | 5620 MHz |
| | 102 | 5510 MHz | 126 | 5630 MHz |
| | 104 | 5520 MHz | 128 | 5640 MHz |
| | 106 | 5530 MHz | 132 | 5660 MHz |
| | 108 | 5540 MHz | 134 | 5670 MHz |
| | 110 | 5550 MHz | 136 | 5680 MHz |
| | 112 | 5560 MHz | 138 | 5690 MHz |
| | 116 | 5580 MHz | 140 | 5700 MHz |
| | 118 | 5590 MHz | 142 | 5710 MHz |
| | 120 | 5600 MHz | 144 | 5720 MHz |
| | 122 | 5610 MHz | - | - |

## 1.2 Accessories

| Accessories | | | |
|---|---|---|---|
| **Equipment Name** | **Brand Name** | **Model Name** | **Rating** |
| PoE | RISUNIC | RP024W01-4800320ZG | IN PUT: 100-240V~50/60Hz, 0.6A Max<br>OUT PUT: 48V, 0.32, 15.36W |
| **Others** | | | |
| Cradle*1 | | | |

## 1.3 Support Equipment

| Support Equipment | | | | |
|---|---|---|---|---|
| **No.** | **Equipment** | **Brand Name** | **Model Name** | **FCC ID** |
| A | Notebook | DELL | E4300 | N/A |
| B | Notebook | DELL | E4300 | N/A |
| C | WLAN module | Intel | AX200NGW | PD9AX200NG |

## 1.4 Applicable Standards

According to the specifications of the manufacturer, the EUT must comply with the requirements of the following standards:

- 47 CFR FCC Part 15.407
- FCC KDB 905462 D02 UNII DFS Compliance Procedures New Rules v02

## 1.5 Testing Location Information

| Testing Location Information | |
|---|---|
| Test Lab.：Sporton International Inc. Hsinchu Laboratory | |
| Hsinchu<br>(TAF: 3787) | ADD: No.8, Ln. 724, Bo'ai St., Zhubei City, Hsinchu County 302010, Taiwan (R.O.C.)<br>TEL: 886-3-656-9065 FAX: 886-3-656-9085<br>Test site Designation No. TW3787 with FCC.<br>Conformity Assessment Body Identifier (CABID) TW3787 with ISED. |

| Test Condition | Test Site No. | Test Engineer | Test Environment (°C / %) | Test Date |
|---|---|---|---|---|
| DFS | DF01-CB | Kevin Huang | 24.6~25.1 / 60~62 | Sep. 24, 2021~Sep. 28, 2021 |

# 2 Test Configuration of EUT

## 2.1 Test Channel Frequencies Configuration

| Test Channel Frequencies Configuration | |
|---|---|
| **IEEE Std.** | **Test Channel Freq. (MHz)** |
| 802.11ax (HEW20) | 5500 MHz |
| 802.11ax (HEW40) | 5510 MHz |
| 802.11ax (HEW80) | 5530 MHz |

## 2.2 The Worst Case Measurement Configuration

| The Worst Case Mode for Following Conformance Tests | |
|---|---|
| **Tests Item** | Dynamic Frequency Selection (DFS) |
| **Test Condition** | Radiated measurement<br>The EUT shall be configured to operate at the highest transmitter output power setting. If more than one antenna assembly is intended for this power setting, the gain of the antenna assembly with the lowest gain shall be used. The DFS radar test signals have been aligned to the direction corresponding to the EUT's maximum antenna gain. |
| **Modulation Mode** | 802.11ax (HEW20), 802.11ax (HEW40), 802.11ax (HEW80) |

# 3 Dynamic Frequency Selection (DFS) Test Result

## 3.1 General DFS Information

### 3.1.1 DFS Parameters

| Table D.1: DFS requirement values | |
|---|---|
| **Parameter** | **Value** |
| Non-occupancy period | Minimum 30 minutes |
| Channel Availability Check Time | 60 seconds |
| Channel Move Time | 10 seconds (Note 1). |
| Channel Closing Transmission Time | 200 milliseconds + an aggregate of 60 milliseconds over remaining 10 second periods. (Notes 1 and 2). |
| U-NII Detection Bandwidth | Minimum 100% of the 99% power bandwidth (Note 3). |
| Note 1: Channel Move Time and the Channel Closing Transmission Time should be performed with Radar Type 0. The measurement timing begins at the end of the Radar Type 0 burst.<br>Note 2: The Channel Closing Transmission Time is comprised of 200 milliseconds starting at the beginning of the Channel Move Time plus any additional intermittent control signals required to facilitate Channel changes (an aggregate of 60 milliseconds) during the remainder of the 10 second period. The aggregate duration of control signals will not count quiet periods in between transmissions.<br>Note 3: During the U-NII Detection Bandwidth detection test, radar type 0 is used and for each frequency step the minimum percentage of detection is 90%. Measurements are performed with no data traffic. | |

| Table D.2: Interference threshold values | |
|---|---|
| **Maximum Transmit Power** | **Value (see note)** |
| EIRP ≥ 200 mW | -64 dBm |
| EIRP < 200 mW and PSD < 10dBm/MHz | -62 dBm |
| EIRP < 200 mW and PSD >= 10dBm/MHz | -64 dBm |
| Note 1: This is the level at the input of the receiver assuming a 0 dBi receive antenna.<br>Note 2: Throughout these test procedures an additional 1 dB has been added to the amplitude of the test transmission waveforms to account for variations in measurement equipment. This will ensure that the test signal is at or above the detection threshold level to trigger a DFS response.<br>Note3: EIRP is based on the highest antenna gain. For MIMO devices refer to KDB Publication 662911D01. | |

### 3.1.2 Applicability of DFS Requirements Prior to Use of a Channel

| Requirement | DFS Operational mode | | |
|---|---|---|---|
| | Master | Client without radar detection | Client with radar detection |
| *Non-Occupancy Period* | Yes | Not required | Yes |
| *DFS Detection Threshold* | Yes | Not required | Yes |
| *Channel Availability Check Time* | Yes | Not required | Not required |
| *U-NII Detection Bandwidth* | Yes | Not required | Yes |

### 3.1.3 Applicability of DFS Requirements during Normal Operation

| Requirement | DFS Operational mode | | |
|---|---|---|---|
| | Master | Client without radar detection | Client with radar detection |
| *DFS Detection Threshold* | Yes | Not required | Yes |
| *Channel Closing Transmission Time* | Yes | Yes | Yes |
| *Channel Move Time* | Yes | Yes | Yes |
| *U-NII Detection Bandwidth* | Yes | Not required | Yes |

| Additional requirements for devices with multiple bandwidth modes | Master Device or Client with Radar Detection | Client Without Radar Detection |
|---|---|---|
| U-NII Detection Bandwidth and Statistical Performance Check | All BW modes must be tested | Not required |
| Channel Move Time and Channel Closing Transmission Time | Test using widest BW mode available | Test using the widest BW mode available for the link |
| All other tests | Any single BW mode | Not required |
| **Note:** Frequencies selected for statistical performance check (Section 7.8.4) should include several frequencies within the radar detection bandwidth and frequencies near the edge of the radar detection bandwidth. For 802.11 devices it is suggested to select frequencies in each of the bonded 20 MHz channels and the channel center frequency. | | |

### 3.1.4 User Access Restrictions

| User Access Restrictions |
|---|
| ☒ DFS controls (hardware or software) related to radar detection are NOT accessible to the user. Manufacturer statement confirming that information regarding the parameters of the detected Radar Waveforms is not available to the end user. |

### 3.1.5 Channel Loading/Data Streaming

| | |
|---|---|
| ☐ | The data file (MPEG-4) has been transmitting in a streaming mode. |
| ☒ | Software to ping the client is permitted to simulate data transfer with random ping intervals. |
| ☒ | Minimum channel loading of approximately 17%. |
| ☐ | Unicast protocol has been used. |

## 3.2 Radar Test Waveform Calibration

### 3.2.1 Short Pulse Radar Test Waveforms

| Radar Type | Pulse Width (µsec) | PRI (µsec) | Number of Pulses | Minimum Percentage of Successful Detection | Minimum Trials |
|---|---|---|---|---|---|
| 0 | 1 | 1428 | 18 | See Note 1 | See Note 1 |
| 1A | 1 | 15 unique PRI in KDB 905462 D02 Table 5a | $Roundup\left\{\left(\frac{1}{360}\right)\times\left(\frac{19\times10^6}{PRI}\right)\right\}$ | 60% | 15 |
| 1B | 1 | 15 unique PRI within 518-3066, Excluding 1A PRI | | 60% | 15 |
| 2 | 1-5 | 150-230 | 23-29 | 60% | 30 |
| 3 | 6-10 | 200-500 | 16-18 | 60% | 30 |
| 4 | 11-20 | 200-500 | 12-16 | 60% | 30 |
| Aggregate (Radar Types 1-4) | | | | 80% | 120 |
| **Note 1**: Short Pulse Radar Type 0 should be used for the detection bandwidth test, channel move time, and channel closing time tests. | | | | | |

A minimum of 30 unique waveforms are required for each of the short pulse radar types 1 through 4. If more than 30 waveforms are used for short pulse radar types 1 through 4, then each additional waveform must also be unique and not repeated from the previous waveforms. The aggregate is the average of the percentage of successful detections of short pulse radar types 1-4.

### 3.2.2 Long Pulse Radar Test Waveform

| Radar Type | Pulse Width (µsec) | Chirp Width (MHz) | PRI (µsec) | Number of Pulses per *Burst* | Number of *Bursts* | Minimum Percentage of Successful Detection | Minimum Trials |
|---|---|---|---|---|---|---|---|
| 5 | 50-100 | 5-20 | 1000-2000 | 1-3 | 8-20 | 80% | 30 |

Each waveform is defined as follows:

- The transmission period for the Long Pulse Radar test signal is 12 seconds.
- There are a total of 8 to 20 Bursts in the 12 second period, with the number of Bursts being randomly chosen. This number is Burst Count.
- Each Burst consists of 1 to 3 pulses, with the number of pulses being randomly chosen. Each Burst within the 12 second sequence may have a different number of pulses.
- The pulse width is between 50 and 100 microseconds, with the pulse width being randomly chosen. Each pulse within a Burst will have the same pulse width. Pulses in different Bursts may have different pulse widths.
- Each pulse has a linear FM chirp between 5 and 20 MHz, with the chirp width being randomly chosen. Each pulse within a transmission period will have the same chirp width. The chirp is centered on the pulse. For example, with a radar frequency of 5300 MHz and a 20 MHz chirped signal, the chirp starts at 5290 MHz and

ends at 5310 MHz.

- If more than one pulse is present in a Burst, the time between the pulses will be between 1000 and 2000 microseconds, with the time being randomly chosen. If three pulses are present in a Burst, the time between the first and second pulses is chosen independently of the time between the second and third pulses.
- The 12 second transmission period is divided into even intervals. The number of intervals is equal to Burst Count. Each interval is of length (12,000,000 / Burst Count) microseconds. Each interval contains one Burst. The start time for the Burst, relative to the beginning of the interval, is between 1 and [(12,000,000 / Burst Count) – (Total Burst Length) + (One Random PRI Interval)] microseconds, with the start time being randomly chosen. The step interval for the start time is 1 microsecond. The start time for each Burst is chosen independently.

### 3.2.3 Frequency Hopping Radar Test Waveform

| Radar Type | Pulse Width (µsec) | PRI (µsec) | Pulses per Hop | Hopping Rate (kHz) | Hopping Sequence Length (ms) | Minimum Percentage of Successful Detection | Minimum Trials |
|---|---|---|---|---|---|---|---|
| 6 | 1 | 333 | 9 | 0.333 | 300 | 70% | 30 |

The FCC Type 6 waveform uses a static waveform with 100 bursts in the instruments ARB. In addition, the RF list mode is operated with a list containing 100 frequencies from a randomly generated list and it had be ensured that at least one of the random frequencies falls into the UNII Detection Bandwidth of the DUT. Each burst from the waveform file initiates a trigger pulse at the beginning that switches the RF list from one item to the next one.

### 3.2.4 DFS Threshold Level

| DFS Threshold Level | |
|---|---|
| DFS Threshold level: -63 dBm | ☐ at the antenna connector |
| | ☒ in front of the antenna |
| The Interference **Radar Detection Threshold Level** is is *-64 dBm + 0 [dBi] + 1 dB* = -63 dBm. That had been taken into account the output power range and antenna gain. | |

### 3.2.5 Calibration Setup

**Master Radiated Calibration Setup**

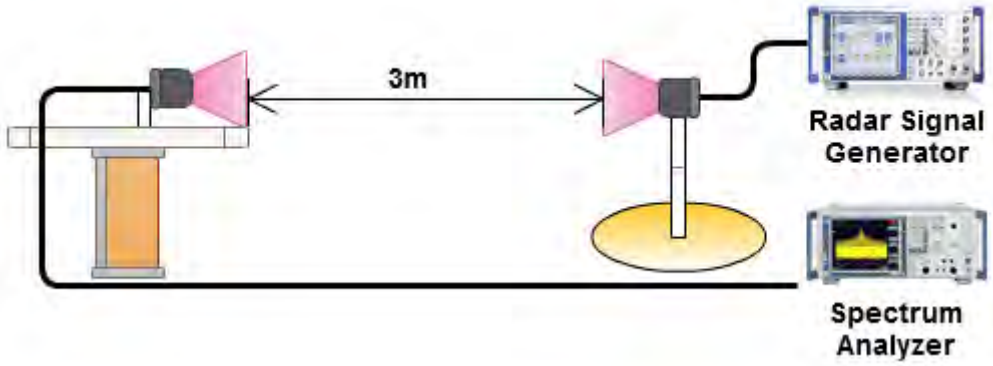

### 3.2.6 Radar Waveform calibration Plot

**Test Frequency: 5530 MHz**

**Radar #0 DFS detection threshold level**

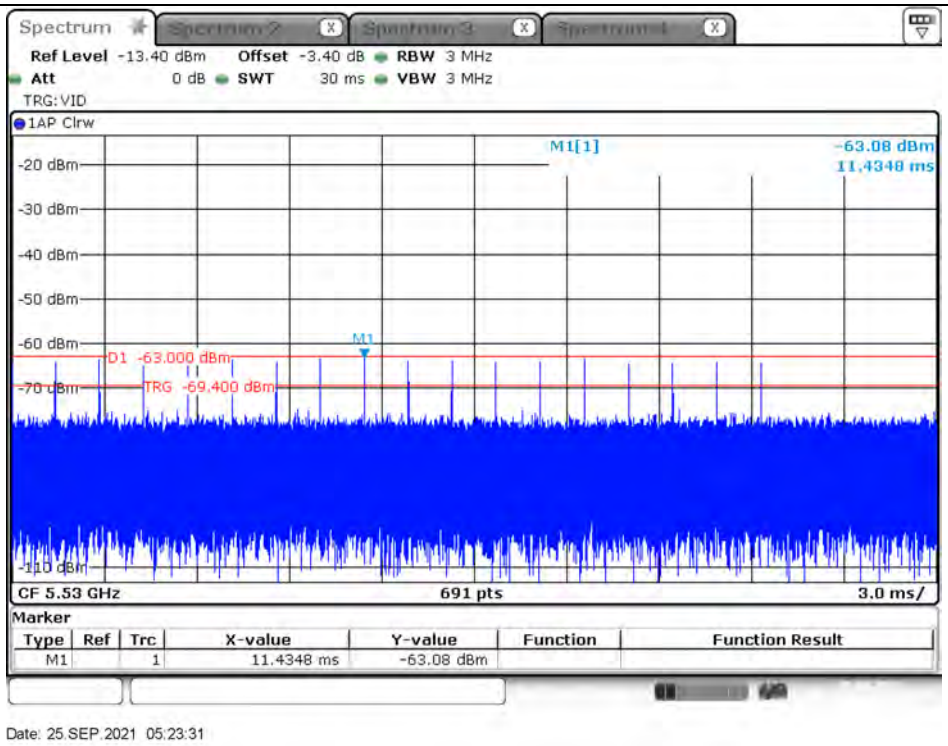

**Radar #1 DFS detection threshold level**

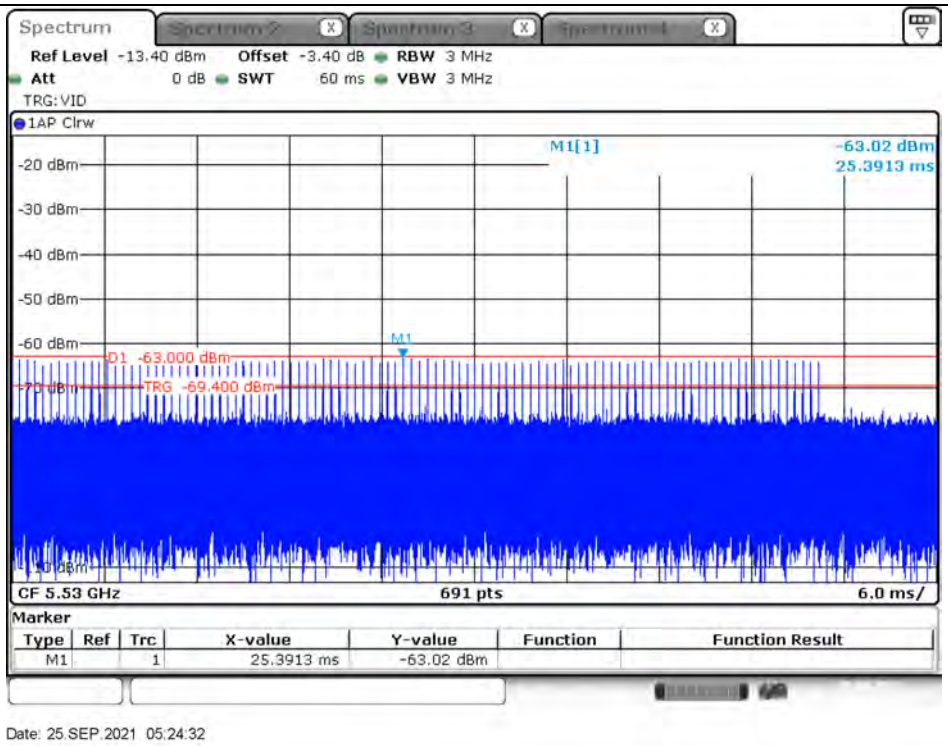

**Radar #2 DFS detection threshold level**

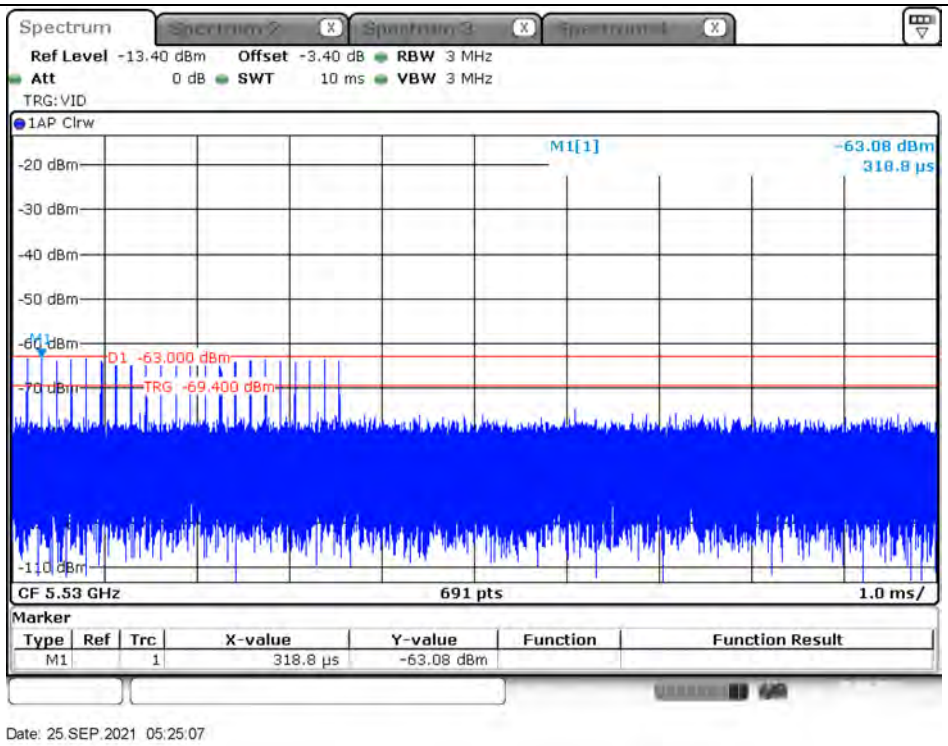


Date: 25.SEP.2021 05:25:07

**Radar #3 DFS detection threshold level**

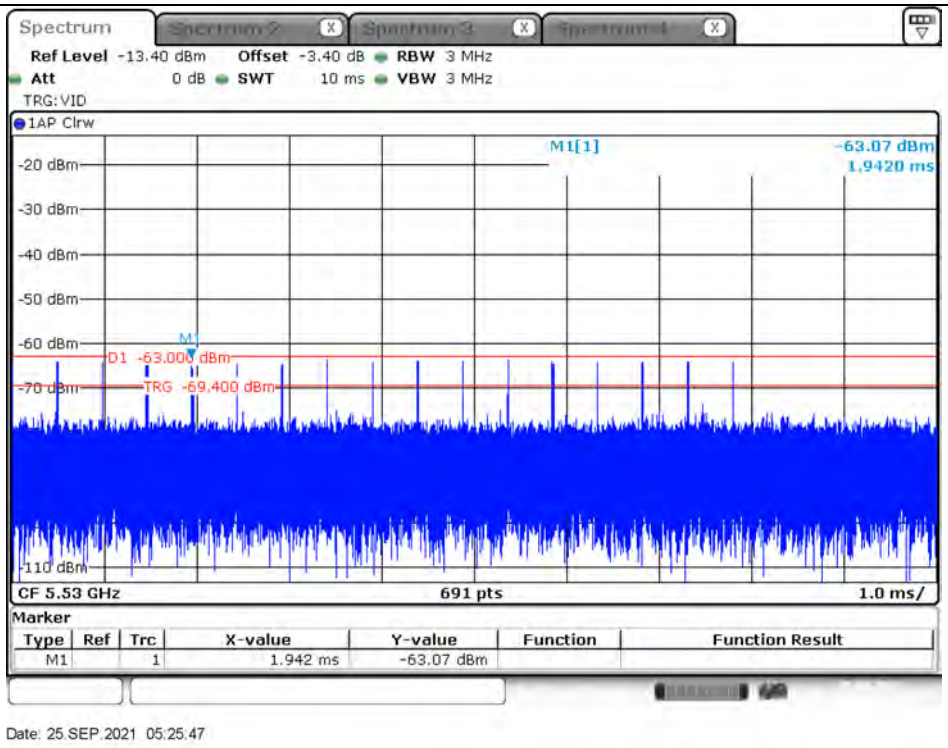


Date: 25.SEP.2021 05:25:47

**Radar #4 DFS detection threshold level**

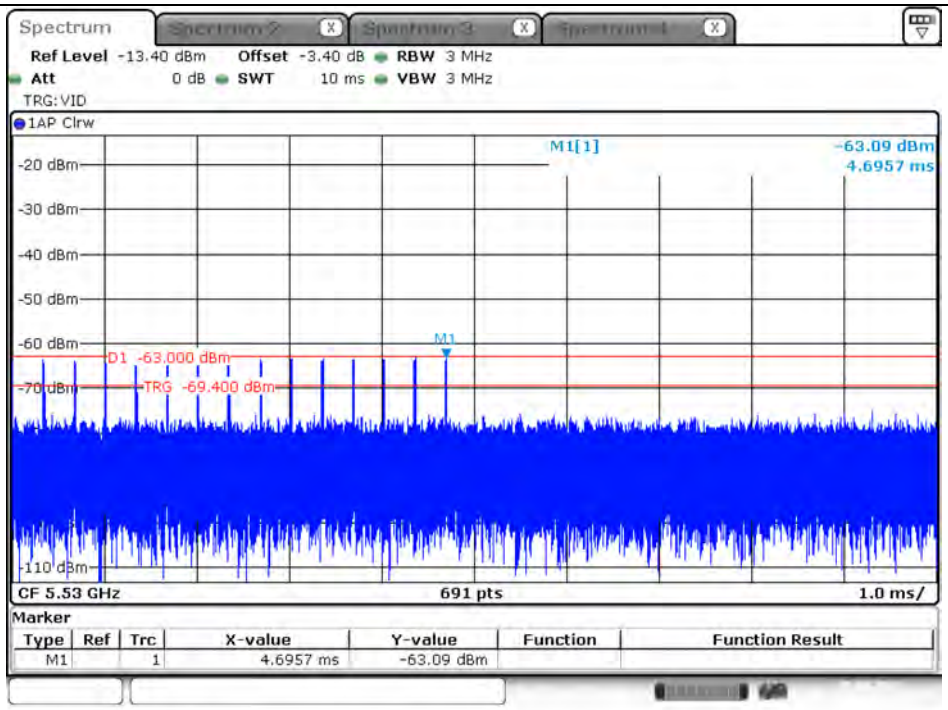


Date: 25.SEP.2021 05:26:43

**Radar #5 DFS detection threshold level**

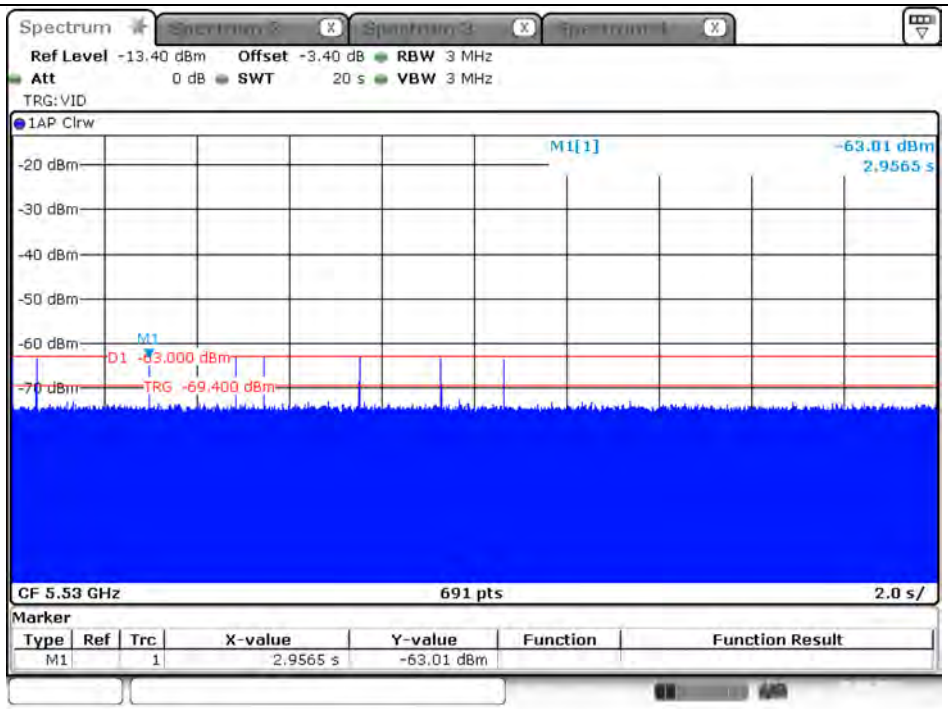


Date: 25.SEP.2021 05:30:05

**Radar #6 DFS detection threshold level**

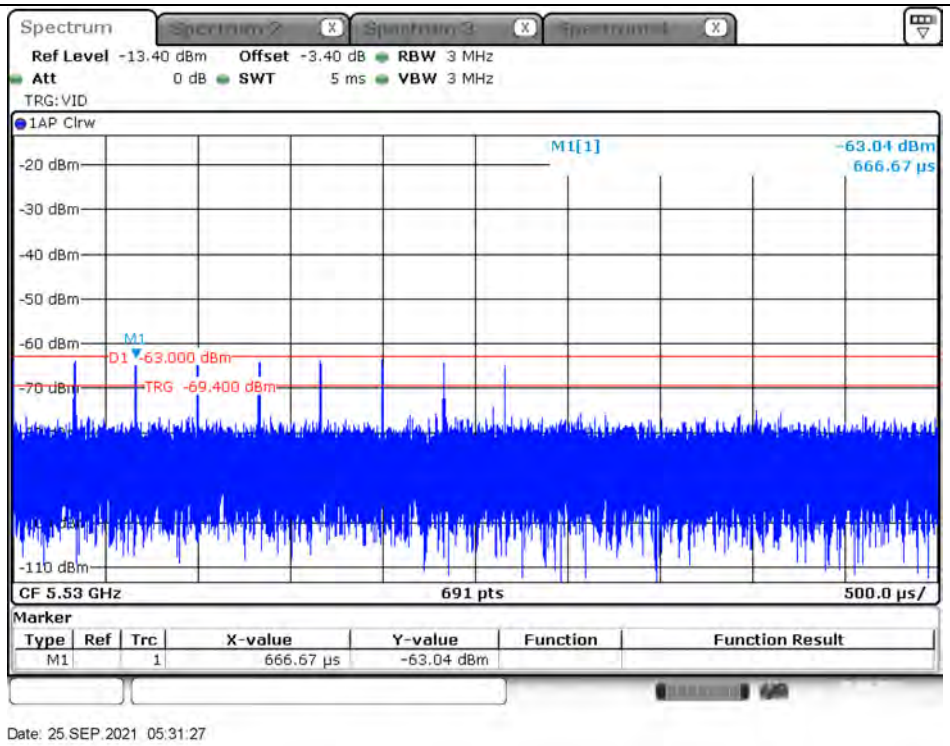

### 3.2.7 Test Setup

A spectrum analyzer is used as a monitor to verify that the EUT has vacated the Channel within the (Channel Closing Transmission Time and Channel Move Time, and does not transmit on a Channel during the Non-Occupancy Period after the detection and Channel move.

**Master Radiated Measurement**

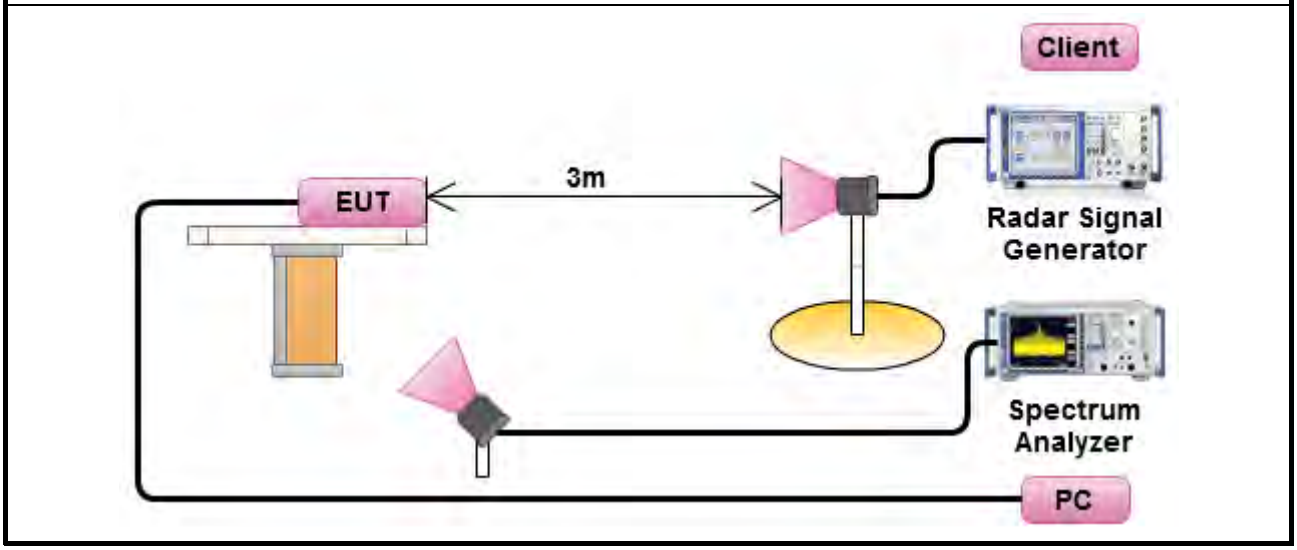

### 3.2.8 Data traffic Plot

| EUT Data traffic Plot | Modulation Mode: 802.11ax (HEW80) | Test Frequency: 5530 MHz |
|---|---|---|

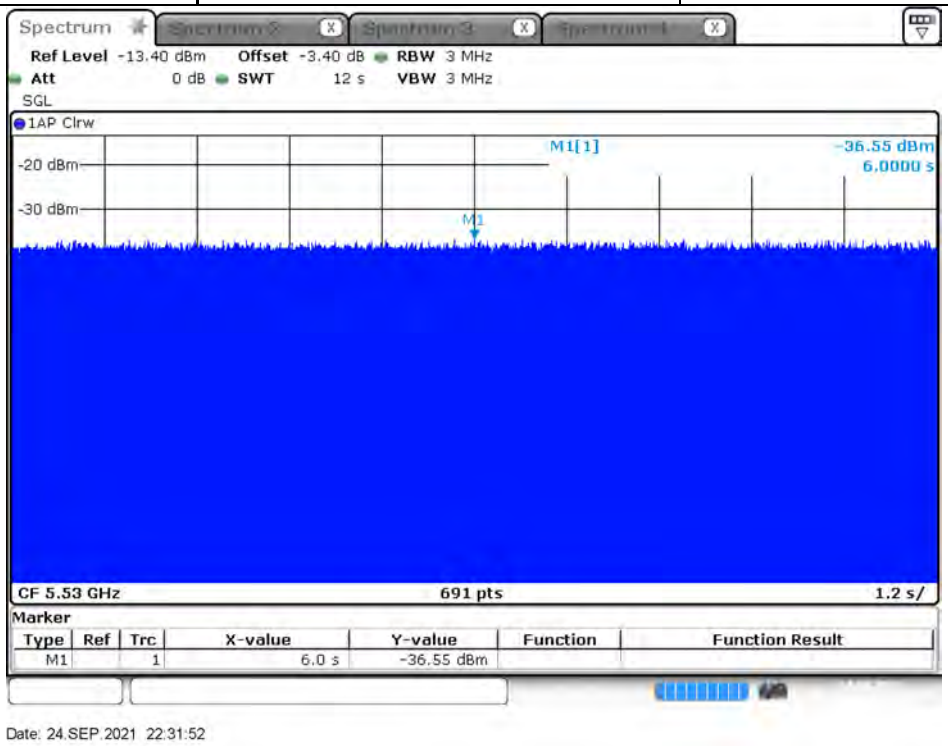


| Client Data Traffic Plot | Modulation Mode: 802.11ax (HEW80) | Test Frequency: 5530 MHz |
|---|---|---|

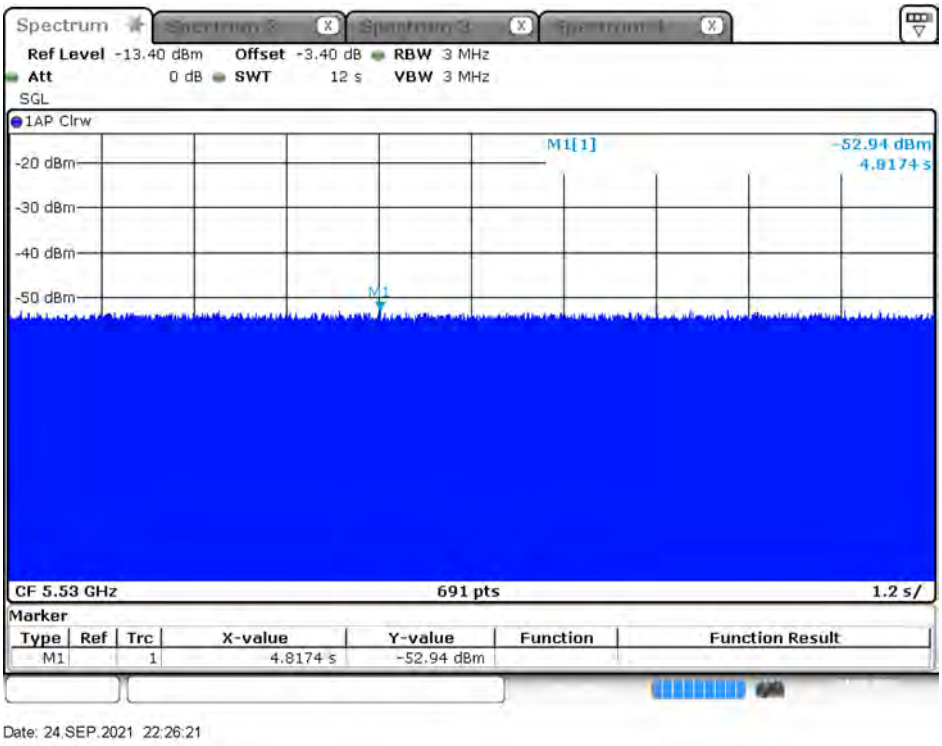

| Without Data Traffic Plot | Modulation Mode: 802.11ax (HEW80) | Test Frequency: 5530 MHz |
|---|---|---|

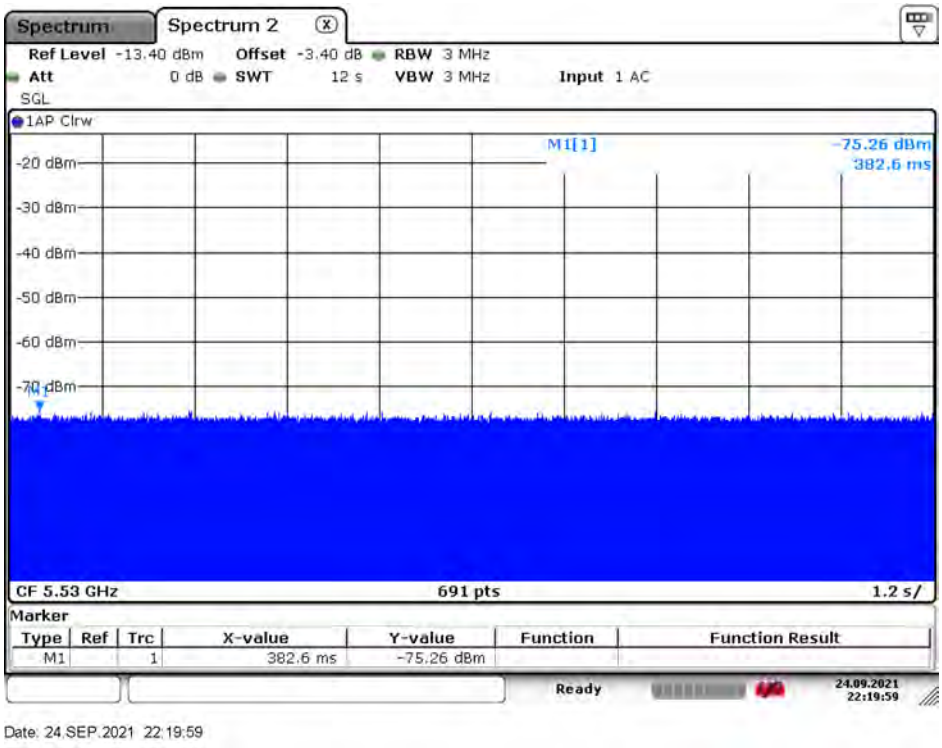

## 3.3 UNII Detection Bandwidth

### 3.3.1 UNII Detection Bandwidth Limit

| Channel Bandwidth (MHz) | 99% Occupied Bandwidth (MHz) | UNII Detection Bandwidth Min. Limit (MHz) |
|---|---|---|
| 20 | 19.015 | 19.1 |
| 40 | 38.205 | 38.3 |
| 80 | 76.700 | 77 |
| UNII Detection Bandwidth is minimum 100% of the 99% power bandwidth. A single radar Burst is generated for a minimum of 10 trials, and the response of the UUT is noted. The UUT must detect the Radar Waveform 90% or more of the time. | | |

### 3.3.2 Measuring Instruments

Refer a test equipment and calibration data table in this test report.

### 3.3.3 Test Procedures

| Test Method |
|---|
| ☒ During the U-NII Detection Bandwidth detection test, radar type 0 is used and for each frequency step the minimum percentage of detection is 90 percent. Measurements are performed with no data traffic. The EUT is set up as a standalone device (no associated Client and no traffic). The radar frequency is increased in 1 MHz steps, repeating the above test sequence, until the detection rate falls below 90%. The highest frequency at which detection is greater than or equal to 90% is denoted as $F_H$. The radar frequency is decreased in 1 MHz steps, repeating the above test sequence, until the detection rate falls below 90%. The lowest frequency at which detection is greater than or equal to 90% is denoted as $F_L$. UNII Detection Bandwidth = $F_H$ - $F_L$. |

### 3.3.4 Test Result of UNII Detection Bandwidth

| EUT Frequency=5500 MHz | | | | | | | | | | | |
|---|---|---|---|---|---|---|---|---|---|---|---|
| **Channel Bandwidth (MHz)** | **20** | | | | | | | | | | |
| **Radar Frequency (MHz)** | **DFS Detection Trials (1=Detection, 0= No Detection)** | | | | | | | | | | |
| | **1** | **2** | **3** | **4** | **5** | **6** | **7** | **8** | **9** | **10** | **Detection Rate (%)** |
| 5490 | 0 | 0 | 0 | 0 | 0 | 0 | 0 | 0 | 0 | 0 | 0 |
| 5490.4(FL) | 1 | 0 | 1 | 1 | 1 | 1 | 1 | 1 | 1 | 1 | 90 |
| 5491 | 1 | 1 | 1 | 1 | 1 | 1 | 1 | 1 | 1 | 1 | 100 |
| 5492 | 1 | 1 | 1 | 1 | 1 | 1 | 1 | 1 | 1 | 1 | 100 |
| 5493 | 1 | 1 | 1 | 1 | 1 | 1 | 1 | 1 | 1 | 1 | 100 |
| 5494 | 1 | 1 | 1 | 1 | 1 | 1 | 1 | 1 | 1 | 1 | 100 |
| 5495 | 1 | 1 | 1 | 1 | 1 | 1 | 1 | 1 | 1 | 1 | 100 |
| 5500 | 1 | 1 | 1 | 1 | 1 | 1 | 1 | 1 | 1 | 1 | 100 |
| 5505 | 1 | 1 | 1 | 1 | 1 | 1 | 1 | 1 | 1 | 1 | 100 |
| 5506 | 1 | 1 | 1 | 1 | 1 | 1 | 1 | 1 | 1 | 1 | 100 |
| 5507 | 1 | 1 | 1 | 1 | 1 | 1 | 1 | 1 | 1 | 1 | 100 |
| 5508 | 1 | 1 | 1 | 1 | 1 | 1 | 1 | 1 | 1 | 1 | 100 |
| 5509 | 1 | 1 | 1 | 1 | 1 | 1 | 1 | 1 | 1 | 1 | 100 |
| 5509.6(FH) | 1 | 1 | 1 | 0 | 1 | 1 | 1 | 1 | 1 | 1 | 90 |
| 5510 | 0 | 0 | 0 | 0 | 0 | 0 | 0 | 0 | 0 | 0 | 0 |
| Radar Type 0-Detection Bandwidth (MHz) = (FH-FL) = (5509.6MHz-5490.4MHz)= | | | | | | | | | | | 19.2 |
| UNII Detection Bandwidth Min. Limit (MHz) = | | | | | | | | | | | 19.1 |
| **Test Result** | | | | | | | | | | | **Complied** |

| EUT Frequency=5510 MHz | | | | | | | | | | | |
|---|---|---|---|---|---|---|---|---|---|---|---|
| **Channel Bandwidth (MHz)** | **40** | | | | | | | | | | |
| **Radar Frequency (MHz)** | **DFS Detection Trials (1=Detection, 0= No Detection)** | | | | | | | | | | |
| | **1** | **2** | **3** | **4** | **5** | **6** | **7** | **8** | **9** | **10** | **Detection Rate (%)** |
| 5490 | 0 | 0 | 0 | 0 | 0 | 0 | 0 | 0 | 0 | 0 | 0 |
| 5490.7(FL) | 1 | 1 | 1 | 1 | 0 | 1 | 1 | 1 | 1 | 1 | 90 |
| 5491 | 1 | 1 | 1 | 1 | 1 | 1 | 1 | 1 | 1 | 1 | 100 |
| 5492 | 1 | 1 | 1 | 1 | 1 | 1 | 1 | 1 | 1 | 1 | 100 |
| 5493 | 1 | 1 | 1 | 1 | 1 | 1 | 1 | 1 | 1 | 1 | 100 |
| 5494 | 1 | 1 | 1 | 1 | 1 | 1 | 1 | 1 | 1 | 1 | 100 |
| 5495 | 1 | 1 | 1 | 1 | 1 | 1 | 1 | 1 | 1 | 1 | 100 |
| 5500 | 1 | 1 | 1 | 1 | 1 | 1 | 1 | 1 | 1 | 1 | 100 |
| 5505 | 1 | 1 | 1 | 1 | 1 | 1 | 1 | 1 | 1 | 1 | 100 |
| 5510 | 1 | 1 | 1 | 1 | 1 | 1 | 1 | 1 | 1 | 1 | 100 |
| 5515 | 1 | 1 | 1 | 1 | 1 | 1 | 1 | 1 | 1 | 1 | 100 |
| 5520 | 1 | 1 | 1 | 1 | 1 | 1 | 1 | 1 | 1 | 1 | 100 |
| 5525 | 1 | 1 | 1 | 1 | 1 | 1 | 1 | 1 | 1 | 1 | 100 |
| 5526 | 1 | 1 | 1 | 1 | 1 | 1 | 1 | 1 | 1 | 1 | 100 |
| 5527 | 1 | 1 | 1 | 1 | 1 | 1 | 1 | 1 | 1 | 1 | 100 |
| 5528 | 1 | 1 | 1 | 1 | 1 | 1 | 1 | 1 | 1 | 1 | 100 |
| 5529 | 1 | 1 | 1 | 1 | 1 | 1 | 1 | 1 | 1 | 1 | 100 |
| 5529.3(FH) | 1 | 1 | 1 | 1 | 1 | 1 | 1 | 1 | 1 | 0 | 90 |
| 5530 | 0 | 0 | 0 | 0 | 0 | 0 | 0 | 0 | 0 | 0 | 0 |
| Radar Type 0-Detection Bandwidth (MHz) = (FH-FL) = (5529.3MHz-5490.7MHz)= | | | | | | | | | | | 38.6 |
| UNII Detection Bandwidth Min. Limit (MHz) = | | | | | | | | | | | 38.3 |
| **Test Result** | | | | | | | | | | | **Complied** |

| EUT Frequency=5530 MHz | | | | | | | | | | | |
|---|---|---|---|---|---|---|---|---|---|---|---|
| **Channel Bandwidth (MHz)** | **80** | | | | | | | | | | |
| **Radar Frequency (MHz)** | **DFS Detection Trials (1=Detection, 0= No Detection)** | | | | | | | | | | |
| | **1** | **2** | **3** | **4** | **5** | **6** | **7** | **8** | **9** | **10** | **Detection Rate (%)** |
| 5490 | 0 | 0 | 0 | 0 | 0 | 0 | 0 | 0 | 0 | 0 | 0 |
| 5491(FL) | 1 | 1 | 1 | 0 | 1 | 1 | 1 | 1 | 1 | 1 | 90 |
| 5492 | 1 | 1 | 1 | 1 | 1 | 1 | 1 | 1 | 1 | 1 | 100 |
| 5493 | 1 | 1 | 1 | 1 | 1 | 1 | 1 | 1 | 1 | 1 | 100 |
| 5494 | 1 | 1 | 1 | 1 | 1 | 1 | 1 | 1 | 1 | 1 | 100 |
| 5495 | 1 | 1 | 1 | 1 | 1 | 1 | 1 | 1 | 1 | 1 | 100 |
| 5500 | 1 | 1 | 1 | 1 | 1 | 1 | 1 | 1 | 1 | 1 | 100 |
| 5505 | 1 | 1 | 1 | 1 | 1 | 1 | 1 | 1 | 1 | 1 | 100 |
| 5510 | 1 | 1 | 1 | 1 | 1 | 1 | 1 | 1 | 1 | 1 | 100 |
| 5515 | 1 | 1 | 1 | 1 | 1 | 1 | 1 | 1 | 1 | 1 | 100 |
| 5520 | 1 | 1 | 1 | 1 | 1 | 1 | 1 | 1 | 1 | 1 | 100 |
| 5525 | 1 | 1 | 1 | 1 | 1 | 1 | 1 | 1 | 1 | 1 | 100 |
| 5530 | 1 | 1 | 1 | 1 | 1 | 1 | 1 | 1 | 1 | 1 | 100 |
| 5535 | 1 | 1 | 1 | 1 | 1 | 1 | 1 | 1 | 1 | 1 | 100 |
| 5540 | 1 | 1 | 1 | 1 | 1 | 1 | 1 | 1 | 1 | 1 | 100 |
| 5545 | 1 | 1 | 1 | 1 | 1 | 1 | 1 | 1 | 1 | 1 | 100 |
| 5550 | 1 | 1 | 1 | 1 | 1 | 1 | 1 | 1 | 1 | 1 | 100 |
| 5555 | 1 | 1 | 1 | 1 | 1 | 1 | 1 | 1 | 1 | 1 | 100 |
| 5560 | 1 | 1 | 1 | 1 | 1 | 1 | 1 | 1 | 1 | 1 | 100 |
| 5565 | 1 | 1 | 1 | 1 | 1 | 1 | 1 | 1 | 1 | 1 | 100 |
| 5566 | 1 | 1 | 1 | 1 | 1 | 1 | 1 | 1 | 1 | 1 | 100 |
| 5567 | 1 | 1 | 1 | 1 | 1 | 1 | 1 | 1 | 1 | 1 | 100 |
| 5568(FH) | 1 | 1 | 1 | 1 | 1 | 1 | 0 | 1 | 1 | 1 | 90 |
| 5569 | 0 | 0 | 0 | 0 | 0 | 0 | 0 | 0 | 0 | 0 | 0 |
| Radar Type 0-Detection Bandwidth (MHz) = (FH-FL) = (5568MHz-5491MHz)= | | | | | | | | | | | 77 |
| UNII Detection Bandwidth Min. Limit (MHz) = | | | | | | | | | | | 77 |
| **Test Result** | | | | | | | | | | | **Complied** |

## 3.4 Channel Availability Check (CAC)

### 3.4.1 Channel Availability Check Limit

| Channel Availability Check Limit | |
|---|---|
| ☒ | The EUT shall perform a Channel Availability Check to ensure that there is no radar operating on the channel. After power-up sequence, receive at least 1 minute (60 sec) on the intended operating frequency. |

### 3.4.2 Measuring Instruments

Refer a test equipment and calibration data table in this test report.

### 3.4.3 Test Procedures

| Test Method | |
|---|---|
| ☒ | For Initial Channel Availability Check Time. The EUT does not emit beacon, control, or data signals on the test Channel until the power-up sequence has been completed and the UNII device checks for Radar Waveforms for one minute on the test Channel. This test does not use any Radar Waveforms. |
| ☒ | For Radar Burst at the Beginning of the Channel Availability Check Time. To verify successful radar detection on the selected Channel during a period equal to the Beginning of the Channel Availability Check Time. |
| ☒ | For Radar Burst at the End of the Channel Availability Check Time. To verify successful radar detection on the selected Channel during a period equal to the End of the Channel Availability Check Time. |

### 3.4.4 Test Result of Initial Channel Availability Check Time

| Modulation Mode | Freq. | Radar Test Signal |
|---|---|---|
| 802.11ax (HEW80) | 5530 MHz | N/A |

The EUT does not transmit any beacon or data transmissions until at least 1 minute after the completion of the power-on cycle (274.058 sec). The initial CAC time of the EUT is indicated by marker 1 (274.058 sec). Initial beacons/data transmissions are indicated by marker 2 (334.058 sec).

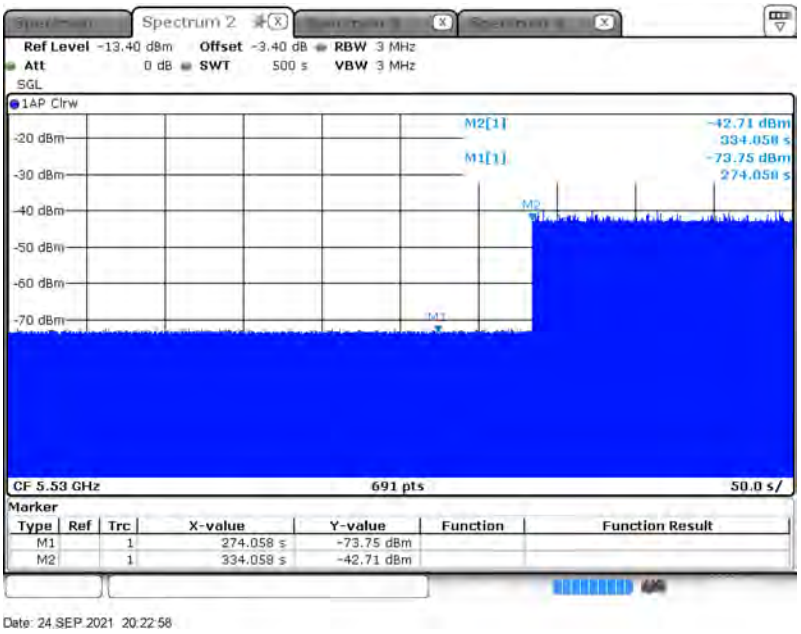


| Test Result | Complied |
|---|---|

### 3.4.5 Test Result of Radar Burst at the Beginning of the Channel Availability Check Time

| Modulation Mode | Freq. (MHz) | Radar Type Signal |
|---|---|---|
| 802.11ax (HEW80) | 5530 MHz | 0 |

Visual indication on the EUT of successful detection of the radar Burst will be recorded and reported. Observation of emissions will continue for 223.958 seconds after the radar Burst has been generated. Verify that during the 500 secondsmeasurement window no EUT transmissions occurred.

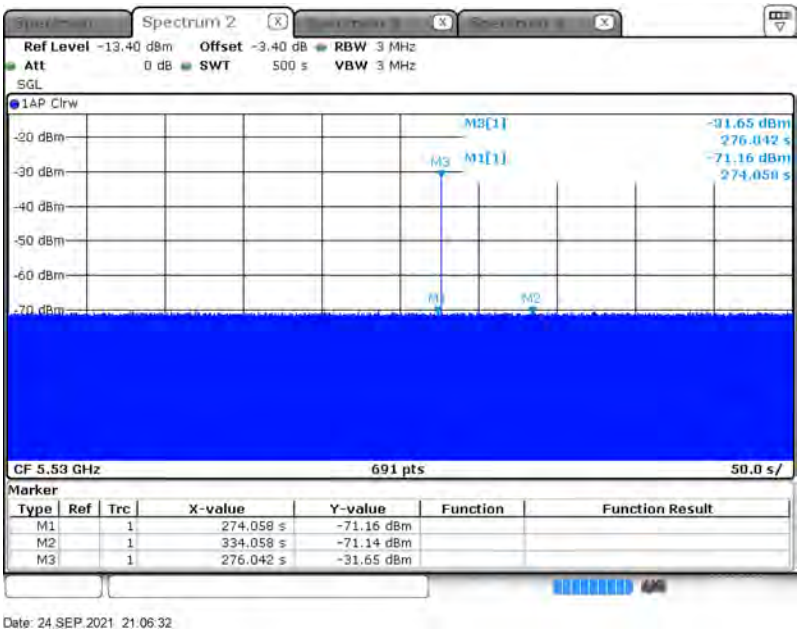


| Test Result | Complied |
|---|---|

### 3.4.6 Test Result of Radar Burst at the End of the Channel Availability Check Time

| Modulation Mode | Freq. (MHz) | Radar Type Signal |
|---|---|---|
| 802.11ax (HEW80) | 5530 MHz | 0 |

Visual indication on the EUT of successful detection of the radar Burst will be recorded and reported. Observation of emissions will continue for 167.391 seconds after the radar Burst has been generated. Verify that during the 500 seconds measurement window no EUT transmissions occurred.

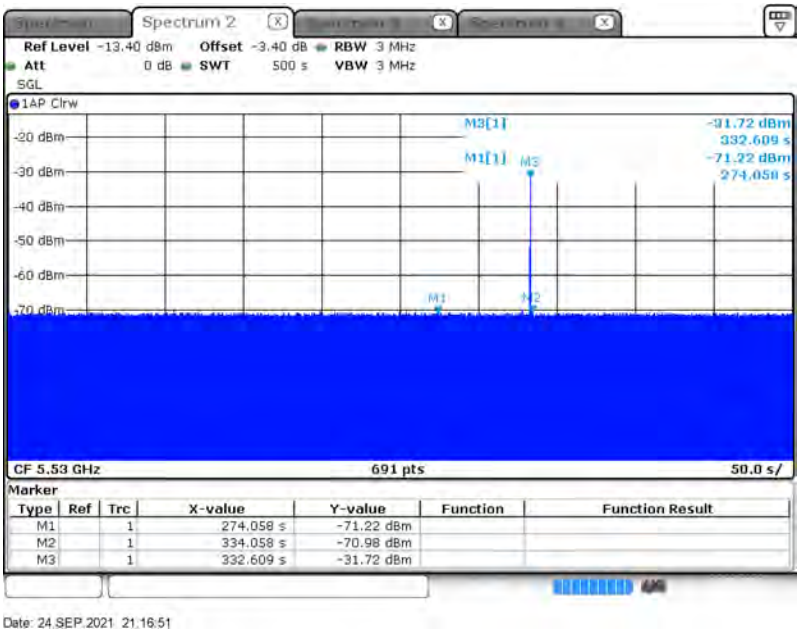


| Test Result | Complied |
|---|---|

## 3.5 In-service Monitoring

### 3.5.1 In-service Monitoring Limit

| In-service Monitoring Limit | |
|---|---|
| Channel Move Time | 10 sec |
| Channel Closing Transmission Time | 200 ms + an aggregate of 60 ms over remaining 10 sec periods. |
| Non-occupancy period | Minimum 30 minutes |

### 3.5.2 Measuring Instruments

Refer a test equipment and calibration data table in this test report.

### 3.5.3 Test Procedures

| | Test Method |
|---|---|
| ☒ | Verified during In-Service Monitoring; Channel Closing Transmission Time, Channel Move Time. Client Device will associate with the EUT. Observe the transmissions of the EUT at the end of the radar Burst on the Operating Channel for duration greater than 10 seconds. Measure and record the transmissions from the EUT during the observation time (Channel Move Time). Compare the Channel Move Time and Channel Closing Transmission Time limits. |
| ☒ | Verified during In-Service Monitoring; Channel Closing Transmission Time, Channel Move Time. One 12 sec plot needs to be reported for the Short Pulse Radar Types 0. And zoom-in a 60 ms plot verified channel closing time for the aggregate transmission time starting from 200ms after the end of the radar signal to the completion of the channel move. |
| ☒ | Verified during In-Service Monitoring; Non-Occupancy Period. Client Device will associate with the EUT. Observe the transmissions of the EUT at the end of the radar Burst on the Operating Channel for duration greater than 10 seconds. Measure and record the transmissions from the EUT during the observation time (Non-Occupancy Period). Compare the Non-Occupancy Period limits. |

### 3.5.4 Test Result of Channel Move Time

**Modulation Mode: 802.11ax (HEW80)**

| Parameter | Test Result | Limit |
|---|---|---|
| | Type 0 | |
| Test Channel (MHz) | 5530 MHz | - |
| Channel Move Time (sec.) | 0.921 | < 10s |

| Modulation Mode | Freq. | Radar Type |
|---|---|---|
| 802.11ax (HEW80) | 5530 MHz | 0 |

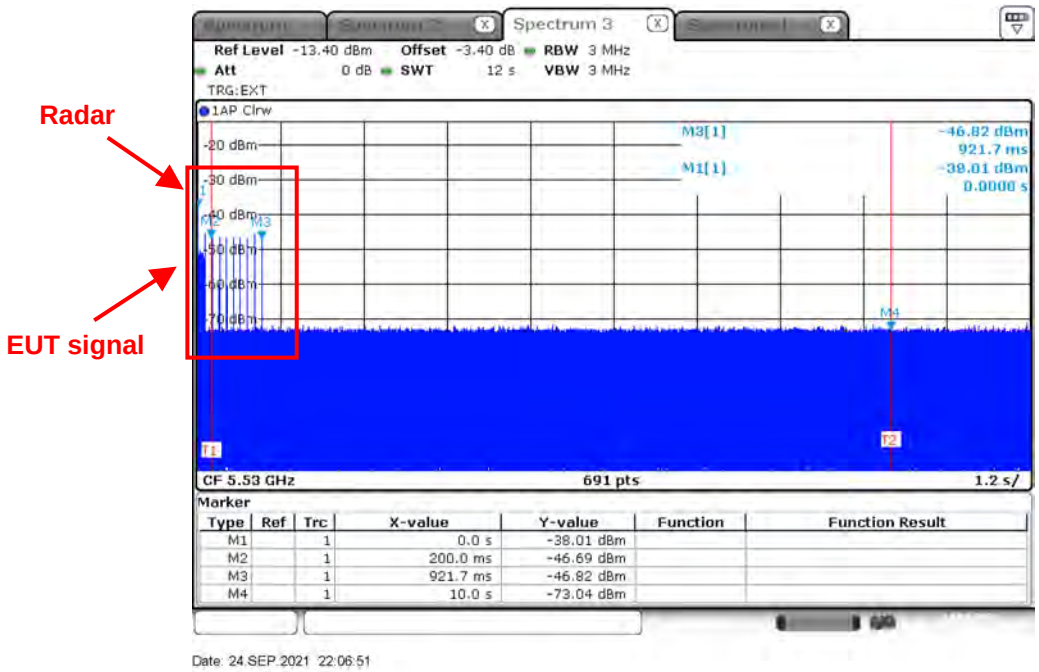

### 3.5.5 Test Result of Channel Closing Transmission Time

**Modulation Mode: 802.11ax (HEW80)**

| Parameter | Test Result | Limit |
|---|---|---|
| | Type 0 | |
| Test Channel (MHz) | 5530 MHz | - |
| Channel Closing Transmission Time (ms) (Note) | 20.290 | ＜ 60ms |

Note: The Channel Closing Transmission Time is comprised of 200 milliseconds starting at the beginning of the Channel Move Time plus any additional intermittent control signals required to facilitate a Channel move (an aggregate of 60 milliseconds) during the remainder of the 10 seconds period. The aggregate duration of control signals will not count quiet periods in between transmissions.

| Modulation Mode | Freq. | Radar Type |
|---|---|---|
| 802.11ax (HEW80) | 5530 MHz | 0 |

Channel Closing Transmission Time is comprised of 200 ms starting at the beginning of the Channel Move Time plus 60ms additional intermittent control signals

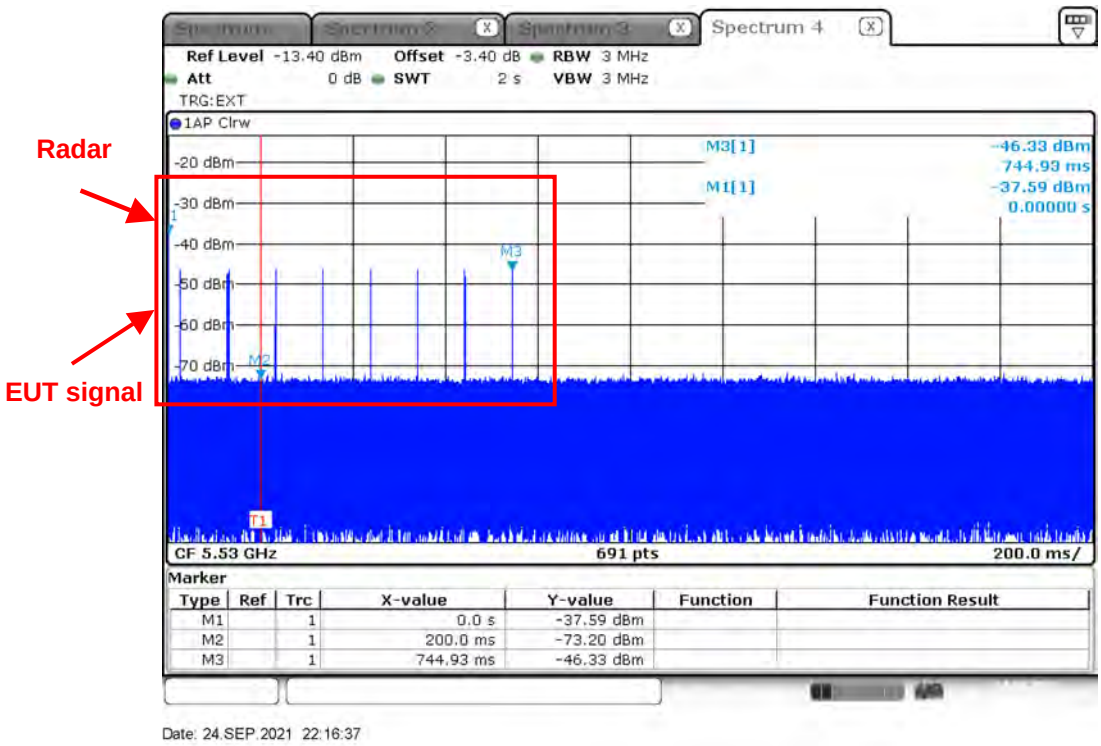


**Dwell is the dwell time per spectrum analyzer sampling bin.**

**S is the sweep time**

**B is the number of spectrum analyzer sampling bins**

**C is the intermittent control signals of Channel Closing Transmission Time**

**N is the number of spectrum analyzer sampling bins (intermittent control signals) showing a U-NII transmission**

**Dwell (2.899 ms)= S (2000 ms) / B (690)**
**C (20.290 ms) = N (7) X Dwell (2.899 ms)**

### 3.5.6 Test Result of Non-Occupancy Period

**Modulation Mode: 802.11ax (HEW80)**

| Parameter | Test Result | Limit |
|---|---|---|
| | Type 0 | |
| Test Channel (MHz) | 5530 MHz | - |
| Non-Occupancy Period (min.) | ≧30 | ≧ 30 min |

| Modulation Mode | Freq. |
|---|---|
| 802.11ax (HEW80) | 5530 MHz |

**Non-Occupancy Period**

During the 30 minutes observation time, UUT did not make any transmissions on a channel after a radar signal was detected on that channel by either the Channel Availability Check or the In-Service Monitoring.

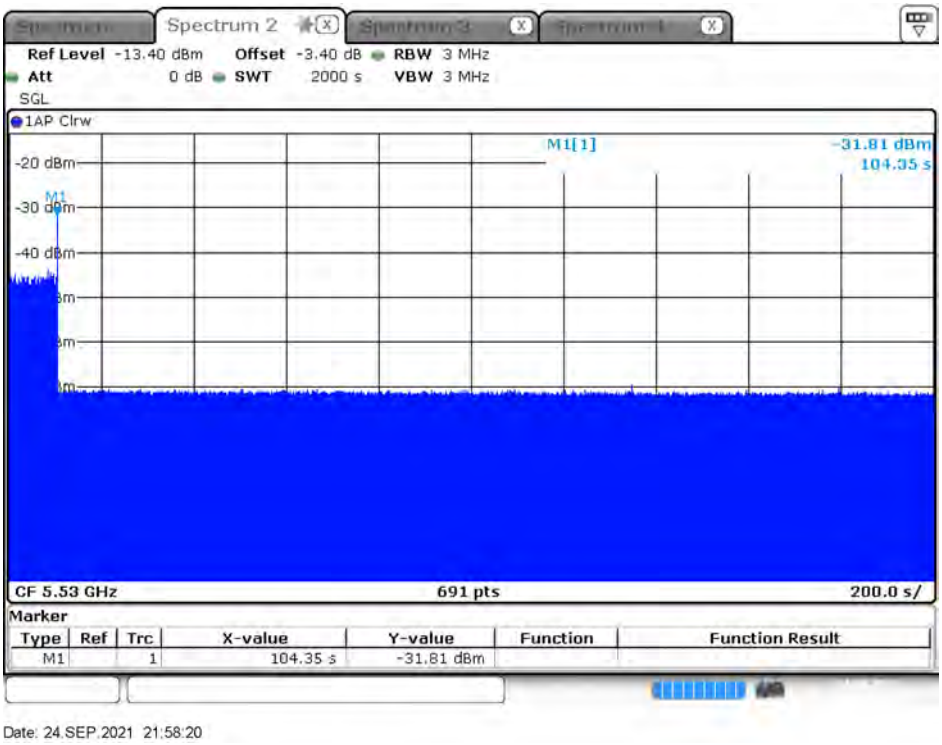

## 3.6 Statistical Performance Check

### 3.6.1 Statistical Performance Check Limit

| Radar Type | Minimum Percentage of Successful Detection (Pd) | Minimum Trials |
|---|---|---|
| 1 | 60% | 30 |
| 2 | 60% | 30 |
| 3 | 60% | 30 |
| 4 | 60% | 30 |
| Aggregate (Radar Types 1-4) | 80% | 120 |
| 5 | 80% | 30 |
| 6 | 70% | 30 |

The percentage of successful detection is calculated by:

$$\frac{TotalWaveformDetections}{TotalWaveformTrails} \times 100 = \text{Probability of Detection Radar Waveform}$$

In addition an aggregate minimum percentage of successful detection across all Short Pulse Radar Types 1-4 is required and is calculated as follows:

$$\frac{Pd1 + Pd2 + Pd3 + Pd4}{4}$$

### 3.6.2 Measuring Instruments

Refer a test equipment and calibration data table in this test report.

### 3.6.3 Test Procedures

| Test Method |
|---|
| ☒ For Statistical Performance Check test. Demonstrating a minimum channel loading of approximately 17% or greater of the test. Observe the transmissions of the UUT at the end of the Burst on the Operating Channel for duration greater than 10 seconds for Short Pulse Radar Types 1-4 and 6 to ensure detection occurs. Then Observe the transmissions of the UUT at the end of the Burst on the Operating Channel for duration greater than 22 seconds for Long Pulse Radar Type 5 to ensure detection occurs. The device can utilize a test mode to demonstrate when detection occurs to prevent the need to reset the device between trial runs. |

### 3.6.4 Test Result of Statistical Performance Check

**Modulation Mode: 802.11ax (HEW20)**

***Type 1 Radar Statistical Performance***

| Trial # | Test Freq. (MHz) | Pulse Repetition Frequency Number | Pulse Repetition Frequency (Pulse Per Second) | PRI (us) | 1=Detection 0=No Detection |
|---|---|---|---|---|---|
| 1 | 5509 | 1 | 1930.5 | 518 | 1 |
| 2 | 5499 | 23 | 326.2 | 3066 | 1 |
| 3 | 5492 | 19 | 1139.0 | 878 | 1 |
| 4 | 5507 | 12 | 1355.0 | 738 | 1 |
| 5 | 5505 | 4 | 1730.1 | 578 | 1 |
| 6 | 5498 | 8 | 1519.8 | 658 | 1 |
| 7 | 5502 | 15 | 1253.1 | 798 | 1 |
| 8 | 5505 | 6 | 1618.1 | 618 | 1 |
| 9 | 5500 | 14 | 1285.3 | 778 | 1 |
| 10 | 5494 | 3 | 1792.1 | 558 | 1 |
| 11 | 5493 | 13 | 1319.3 | 758 | 1 |
| 12 | 5508 | 9 | 1474.9 | 678 | 1 |
| 13 | 5495 | 7 | 1567.4 | 638 | 1 |
| 14 | 5499 | 17 | 1193.3 | 838 | 1 |
| 15 | 5499 | 10 | 1432.7 | 698 | 1 |
| 16 | 5493 | - | 1692.0 | 591 | 1 |
| 17 | 5501 | - | 328.1 | 3048 | 1 |
| 18 | 5491 | - | 373.4 | 2678 | 0 |
| 19 | 5498 | - | 574.4 | 1741 | 1 |
| 20 | 5505 | - | 1216.5 | 822 | 1 |
| 21 | 5498 | - | 801.3 | 1248 | 1 |
| 22 | 5500 | - | 488.5 | 2047 | 1 |
| 23 | 5498 | - | 956.0 | 1046 | 1 |
| 24 | 5508 | - | 517.6 | 1932 | 1 |
| 25 | 5492 | - | 1422.5 | 703 | 1 |
| 26 | 5500 | - | 542.0 | 1845 | 1 |
| 27 | 5506 | - | 741.3 | 1349 | 1 |
| 28 | 5494 | - | 881.8 | 1134 | 0 |
| 29 | 5496 | - | 427.4 | 2340 | 1 |
| 30 | 5508 | - | 628.9 | 1590 | 1 |
| Detection Percentage (%) | | | | | 93.333 |
| Limit | | | | | 60% |
| **Test Result** | | | | | **Complied** |

*Type 2 Radar Statistical Performance*

| Trial # | Test Freq. (MHz) | Pulse Width (us) | PRI (us) | Pulses / Burst | 1=Detection 0=No Detection |
|---|---|---|---|---|---|
| 1 | 5495 | 2.6 | 221 | 23 | 1 |
| 2 | 5497 | 4.6 | 198 | 27 | 0 |
| 3 | 5507 | 1.1 | 184 | 29 | 1 |
| 4 | 5506 | 4.8 | 203 | 24 | 1 |
| 5 | 5498 | 2.4 | 162 | 25 | 1 |
| 6 | 5509 | 3.4 | 204 | 28 | 1 |
| 7 | 5499 | 2.3 | 170 | 27 | 1 |
| 8 | 5496 | 3.5 | 184 | 23 | 1 |
| 9 | 5499 | 4.9 | 150 | 27 | 1 |
| 10 | 5503 | 4.6 | 211 | 29 | 1 |
| 11 | 5501 | 2.9 | 158 | 23 | 0 |
| 12 | 5502 | 2.6 | 226 | 27 | 1 |
| 13 | 5505 | 1.6 | 204 | 26 | 1 |
| 14 | 5499 | 3.9 | 181 | 25 | 1 |
| 15 | 5495 | 4.6 | 202 | 24 | 1 |
| 16 | 5497 | 4.1 | 194 | 27 | 1 |
| 17 | 5494 | 2.3 | 193 | 28 | 1 |
| 18 | 5492 | 3.9 | 173 | 29 | 1 |
| 19 | 5508 | 4.3 | 188 | 23 | 1 |
| 20 | 5501 | 1.5 | 215 | 26 | 1 |
| 21 | 5498 | 4.9 | 227 | 27 | 1 |
| 22 | 5507 | 1.1 | 199 | 23 | 1 |
| 23 | 5496 | 4.5 | 155 | 29 | 0 |
| 24 | 5504 | 4.0 | 190 | 27 | 1 |
| 25 | 5498 | 2.4 | 151 | 23 | 1 |
| 26 | 5508 | 2.5 | 180 | 28 | 1 |
| 27 | 5507 | 2.5 | 228 | 23 | 1 |
| 28 | 5494 | 2.5 | 203 | 25 | 0 |
| 29 | 5498 | 1.5 | 188 | 25 | 0 |
| 30 | 5499 | 1.9 | 217 | 24 | 1 |
| Detection Percentage (%) | | | | | 85.333 |
| Limit | | | | | 60% |
| **Test Result** | | | | | **Complied** |

*Type 3 Radar Statistical Performance*

| Trial # | Test Freq. (MHz) | Pulse Width (us) | PRI (us) | Pulses / Burst | 1=Detection ; 0=No Detection |
|---|---|---|---|---|---|
| 1 | 5493 | 8.0 | 205 | 16 | 1 |
| 2 | 5498 | 6.7 | 382 | 18 | 1 |
| 3 | 5501 | 8.6 | 418 | 16 | 1 |
| 4 | 5508 | 9.4 | 351 | 17 | 1 |
| 5 | 5508 | 7.4 | 383 | 18 | 0 |
| 6 | 5491 | 9.8 | 232 | 16 | 1 |
| 7 | 5495 | 9.1 | 377 | 17 | 0 |
| 8 | 5504 | 9.6 | 457 | 16 | 1 |
| 9 | 5497 | 8.0 | 471 | 18 | 0 |
| 10 | 5507 | 9.0 | 304 | 18 | 1 |
| 11 | 5494 | 8.0 | 316 | 17 | 1 |
| 12 | 5495 | 9.8 | 325 | 16 | 1 |
| 13 | 5494 | 8.0 | 409 | 17 | 1 |
| 14 | 5496 | 9.9 | 200 | 17 | 0 |
| 15 | 5498 | 8.8 | 458 | 16 | 1 |
| 16 | 5506 | 8.0 | 232 | 18 | 1 |
| 17 | 5497 | 8.3 | 250 | 16 | 1 |
| 18 | 5496 | 8.7 | 270 | 16 | 1 |
| 19 | 5492 | 7.7 | 350 | 17 | 1 |
| 20 | 5497 | 7.1 | 230 | 16 | 1 |
| 21 | 5492 | 7.3 | 416 | 18 | 1 |
| 22 | 5493 | 7.6 | 498 | 18 | 1 |
| 23 | 5503 | 7.3 | 286 | 17 | 1 |
| 24 | 5506 | 7.3 | 287 | 16 | 0 |
| 25 | 5496 | 7.5 | 462 | 17 | 0 |
| 26 | 5509 | 6.2 | 300 | 17 | 1 |
| 27 | 5502 | 6.4 | 323 | 18 | 1 |
| 28 | 5494 | 7.1 | 420 | 16 | 1 |
| 29 | 5494 | 7.2 | 395 | 18 | 0 |
| 30 | 5498 | 8.4 | 377 | 16 | 1 |
| Detection Percentage (%) | | | | | 76.667 |
| Limit | | | | | 60% |
| **Test Result** | | | | | **Complied** |

***Type 4 Radar Statistical Performance***

| *Trial #* | *Test Freq. (MHz)* | *Pulse Width (us)* | *PRI (us)* | *Pulses / Burst* | *1=Detection 0=No Detection* |
|---|---|---|---|---|---|
| 1 | 5508 | 18.0 | 242 | 15 | 1 |
| 2 | 5496 | 19.9 | 279 | 12 | 1 |
| 3 | 5506 | 12.9 | 487 | 14 | 1 |
| 4 | 5499 | 15.0 | 452 | 13 | 1 |
| 5 | 5496 | 16.3 | 230 | 12 | 1 |
| 6 | 5495 | 19.8 | 238 | 13 | 0 |
| 7 | 5507 | 18.2 | 420 | 16 | 1 |
| 8 | 5495 | 16.3 | 452 | 15 | 1 |
| 9 | 5507 | 14.2 | 495 | 12 | 0 |
| 10 | 5493 | 17.8 | 228 | 16 | 0 |
| 11 | 5496 | 19.1 | 211 | 16 | 1 |
| 12 | 5508 | 18.4 | 283 | 15 | 1 |
| 13 | 5505 | 11.8 | 411 | 12 | 1 |
| 14 | 5506 | 14.2 | 284 | 13 | 1 |
| 15 | 5498 | 13.9 | 202 | 12 | 1 |
| 16 | 5493 | 17.8 | 340 | 14 | 1 |
| 17 | 5491 | 15.6 | 290 | 16 | 1 |
| 18 | 5492 | 14.6 | 250 | 16 | 0 |
| 19 | 5493 | 14.4 | 484 | 15 | 1 |
| 20 | 5494 | 18.9 | 387 | 13 | 1 |
| 21 | 5497 | 11.1 | 348 | 15 | 0 |
| 22 | 5502 | 13.8 | 291 | 16 | 1 |
| 23 | 5502 | 14.3 | 295 | 12 | 1 |
| 24 | 5505 | 12.5 | 300 | 12 | 1 |
| 25 | 5499 | 12.5 | 322 | 14 | 1 |
| 26 | 5496 | 12.5 | 383 | 13 | 0 |
| 27 | 5507 | 15.7 | 322 | 16 | 0 |
| 28 | 5496 | 19.8 | 469 | 13 | 1 |
| 29 | 5492 | 18.6 | 406 | 15 | 1 |
| 30 | 5503 | 15.9 | 238 | 14 | 1 |
| Detection Percentage (%) | | | | | 76.667 |
| Limit | | | | | 60% |
| **Test Result** | | | | | **Complied** |

***Total Type 1~4 Radar Statistical Performance***

| Radar Type # | Detection Percentage (%) |
|---|---|
| 1 | 93.333 |
| 2 | 83.333 |
| 3 | 76.667 |
| 4 | 76.667 |
| Aggregate (Radar Types 1-4) | 82.500 |
| Limit | 80% |
| **Test Result** | **Complied** |

***Type 5 Radar Statistical Performance***

| Center Freq. (MHz) | Low Edge (MHz) | High Edge (MHz) | VSG Freq. (MHz) | Detection |
|---|---|---|---|---|
| 5500 | 5490.4 | 5509.6 | | |
| Trial | Chirp | Offset | | |
| 1 | 5 | 2 | 5500.0 | 1 |
| 2 | 20 | 8 | 5500.0 | 0 |
| 3 | 7 | 2.8 | 5500.0 | 1 |
| 4 | 8 | 3.2 | 5500.0 | 1 |
| 5 | 9 | 3.6 | 5500.0 | 1 |
| 6 | 10 | 4 | 5500.0 | 1 |
| 7 | 11 | 4.4 | 5500.0 | 1 |
| 8 | 12 | 4.8 | 5500.0 | 1 |
| 9 | 13 | 5.2 | 5500.0 | 1 |
| 10 | 14 | 5.6 | 5500.0 | 1 |
| 11 | 15 | 6 | 5496.4 | 1 |
| 12 | 16 | 6.4 | 5496.8 | 1 |
| 13 | 17 | 6.8 | 5497.2 | 1 |
| 14 | 20 | 8 | 5498.4 | 0 |
| 15 | 19 | 7.6 | 5498.0 | 0 |
| 16 | 18 | 7.2 | 5497.6 | 1 |
| 17 | 17 | 6.8 | 5497.2 | 1 |
| 18 | 16 | 6.4 | 5496.8 | 1 |
| 19 | 15 | 6 | 5496.4 | 1 |
| 20 | 14 | 5.6 | 5496.0 | 1 |
| 21 | 13 | 5.2 | 5504.4 | 0 |
| 22 | 12 | 4.8 | 5504.8 | 1 |
| 23 | 11 | 4.4 | 5505.2 | 1 |
| 24 | 10 | 4 | 5505.6 | 1 |
| 25 | 9 | 3.6 | 5506.0 | 1 |
| 26 | 8 | 3.2 | 5506.4 | 1 |
| 27 | 18 | 7.2 | 5502.4 | 1 |
| 28 | 19 | 7.6 | 5502.0 | 0 |
| 29 | 20 | 8 | 5501.6 | 0 |
| 30 | 5 | 2 | 5507.6 | 1 |
| Total | | | | 28 |
| Detection Percentage (%) | | | | 80% |
| Limit | | | | 80% |
| **Test Result** | | | | **Complied** |

| Trial Number | | | 1 | | | |
|---|---|---|---|---|---|---|
| Number of Bursts in Trial | | | 8 | | | |
| Chirp Center Frequency | | | 5500 | | | |
| Burst | No. of Pulses | Pulse Width (us) | Chirp Width (MHz) | Pulse 1-to-2 Spacing (us) | Pulse 2-to-3 Spacing (us) | Starting Location Within Interval (ms) |
| 1 | 1 | 62.1 | 5 | - | - | 1091 |
| 2 | 2 | 56 | 5 | 1729 | - | 133 |
| 3 | 2 | 91.3 | 5 | 1230 | - | 1057 |
| 4 | 3 | 50.7 | 5 | 1762 | 1616 | 1442 |
| 5 | 2 | 92.6 | 5 | 1723 | - | 544 |
| 6 | 2 | 87.3 | 5 | 1302 | - | 1089 |
| 7 | 2 | 59.5 | 5 | 1291 | - | 1374 |
| 8 | 2 | 52.2 | 5 | 1653 | - | 1237 |
| Detection Check (1=Detection; 0=No Detection) | | | | | | 1 |

| Trial Number | | | 2 | | | |
|---|---|---|---|---|---|---|
| Number of Bursts in Trial | | | 9 | | | |
| Chirp Center Frequency | | | 5500 | | | |
| Burst | No. of Pulses | Pulse Width (us) | Chirp Width (MHz) | Pulse 1-to-2 Spacing (us) | Pulse 2-to-3 Spacing (us) | Starting Location Within Interval (ms) |
| 1 | 3 | 90 | 20 | 1007 | 1326 | 30 |
| 2 | 2 | 73.7 | 20 | 1785 | - | 979 |
| 3 | 1 | 78.1 | 20 | - | - | 683 |
| 4 | 2 | 92.4 | 20 | 1281 | - | 950 |
| 5 | 1 | 61.2 | 20 | - | - | 612 |
| 6 | 3 | 67.2 | 20 | 1525 | 1870 | 17 |
| 7 | 1 | 78.5 | 20 | - | - | 429 |
| 8 | 2 | 60.3 | 20 | 1931 | - | 936 |
| 9 | 3 | 92.9 | 20 | 1403 | 1476 | 548 |
| Detection Check (1=Detection; 0=No Detection) | | | | | | 0 |

| Trial Number | | | 3 | | | |
|---|---|---|---|---|---|---|
| Number of Bursts in Trial | | | 10 | | | |
| Chirp Center Frequency | | | 5500 | | | |
| Burst | No. of Pulses | Pulse Width (us) | Chirp Width (MHz) | Pulse 1-to-2 Spacing (us) | Pulse 2-to-3 Spacing (us) | Starting Location Within Interval (ms) |
| 1 | 3 | 63.4 | 7 | 1574 | 1607 | 801 |
| 2 | 1 | 98 | 7 | - | - | 966 |
| 3 | 1 | 58.7 | 7 | - | - | 185 |
| 4 | 1 | 88 | 7 | - | - | 1012 |
| 5 | 3 | 79.5 | 7 | 1562 | 1370 | 943 |
| 6 | 3 | 57.1 | 7 | 1900 | 1188 | 686 |
| 7 | 2 | 64.4 | 7 | 1090 | - | 599 |
| 8 | 1 | 78.7 | 7 | - | - | 1089 |
| 9 | 1 | 69.3 | 7 | - | - | 188 |
| 10 | 3 | 55.3 | 7 | 1375 | 1691 | 933 |
| Detection Check (1=Detection; 0=No Detection) | | | | | | 1 |

| Trial Number | | | 4 | | | |
|---|---|---|---|---|---|---|
| Number of Bursts in Trial | | | 11 | | | |
| Chirp Center Frequency | | | 5500 | | | |
| Burst | No. of Pulses | Pulse Width (us) | Chirp Width (MHz) | Pulse 1-to-2 Spacing (us) | Pulse 2-to-3 Spacing (us) | Starting Location Within Interval (ms) |
| 1 | 2 | 74.3 | 8 | 1642 | - | 24 |
| 2 | 1 | 83.1 | 8 | - | - | 985 |
| 3 | 2 | 59.5 | 8 | 1680 | - | 988 |
| 4 | 2 | 59.8 | 8 | 1786 | - | 800 |
| 5 | 2 | 77.6 | 8 | 1617 | - | 339 |
| 6 | 2 | 79.9 | 8 | 1553 | - | 1040 |
| 7 | 1 | 56 | 8 | - | - | 544 |
| 8 | 3 | 71.4 | 8 | 1406 | 1927 | 452 |
| 9 | 1 | 97.4 | 8 | - | - | 204 |
| 10 | 2 | 98.3 | 8 | 1037 | - | 926 |
| 11 | 1 | 63.6 | 8 | - | - | 1052 |
| Detection Check (1=Detection; 0=No Detection) | | | | | | 1 |

| Trial Number | | | 5 | | | |
|---|---|---|---|---|---|---|
| Number of Bursts in Trial | | | 12 | | | |
| Chirp Center Frequency | | | 5500 | | | |
| Burst | No. of Pulses | Pulse Width (us) | Chirp Width (MHz) | Pulse 1-to-2 Spacing (us) | Pulse 2-to-3 Spacing (us) | Starting Location Within Interval (ms) |
| 1 | 1 | 50 | 9 | - | - | 557 |
| 2 | 2 | 62.5 | 9 | 1731 | - | 567 |
| 3 | 2 | 55.4 | 9 | 1070 | - | 460 |
| 4 | 1 | 65.7 | 9 | - | - | 4 |
| 5 | 2 | 58 | 9 | 1512 | - | 64 |
| 6 | 2 | 60.9 | 9 | 1230 | - | 650 |
| 7 | 3 | 89.6 | 9 | 1598 | 1738 | 235 |
| 8 | 3 | 84.4 | 9 | 1271 | 1617 | 873 |
| 9 | 3 | 72.3 | 9 | 1498 | 1321 | 901 |
| 10 | 1 | 58.9 | 9 | - | - | 663 |
| 11 | 2 | 74.8 | 9 | 1584 | - | 919 |
| 12 | 1 | 71.8 | 9 | - | - | 375 |
| Detection Check (1=Detection; 0=No Detection) | | | | | | 1 |

| Trial Number | | | 6 | | | |
|---|---|---|---|---|---|---|
| Number of Bursts in Trial | | | 13 | | | |
| Chirp Center Frequency | | | 5500 | | | |
| Burst | No. of Pulses | Pulse Width (us) | Chirp Width (MHz) | Pulse 1-to-2 Spacing (us) | Pulse 2-to-3 Spacing (us) | Starting Location Within Interval (ms) |
| 1 | 2 | 88.1 | 10 | 1257 | - | 846 |
| 2 | 1 | 58.7 | 10 | - | - | 725 |
| 3 | 2 | 97.1 | 10 | 1037 | - | 30 |
| 4 | 3 | 83.1 | 10 | 1029 | 1106 | 490 |
| 5 | 1 | 62.1 | 10 | - | - | 262 |
| 6 | 2 | 71.4 | 10 | 1058 | - | 283 |
| 7 | 2 | 86.3 | 10 | 1867 | - | 49 |
| 8 | 3 | 77.3 | 10 | 1418 | 1876 | 634 |
| 9 | 1 | 78.9 | 10 | - | - | 304 |
| 10 | 3 | 79.2 | 10 | 1055 | 1572 | 564 |
| 11 | 3 | 52 | 10 | 1582 | 1836 | 852 |
| 12 | 3 | 56.5 | 10 | 1195 | 1542 | 525 |
| 13 | 3 | 100 | 10 | 1638 | 1729 | 750 |
| Detection Check (1=Detection; 0=No Detection) | | | | | | 1 |

| Trial Number | | | 7 | | | |
|---|---|---|---|---|---|---|
| Number of Bursts in Trial | | | 14 | | | |
| Chirp Center Frequency | | | 5500 | | | |
| Burst | No. of Pulses | Pulse Width (us) | Chirp Width (MHz) | Pulse 1-to-2 Spacing (us) | Pulse 2-to-3 Spacing (us) | Starting Location Within Interval (ms) |
| 1 | 2 | 92.7 | 11 | 1208 | - | 231 |
| 2 | 2 | 81.3 | 11 | 1144 | - | 804 |
| 3 | 2 | 60.4 | 11 | 1555 | - | 34 |
| 4 | 2 | 62.1 | 11 | 1320 | - | 427 |
| 5 | 1 | 50 | 11 | - | - | 577 |
| 6 | 3 | 65.9 | 11 | 1020 | 1365 | 3 |
| 7 | 2 | 73.8 | 11 | 1308 | - | 51 |
| 8 | 2 | 74.3 | 11 | 1143 | - | 360 |
| 9 | 1 | 62.9 | 11 | - | - | 394 |
| 10 | 2 | 74.8 | 11 | 1404 | - | 317 |
| 11 | 2 | 69.7 | 11 | 1309 | - | 532 |
| 12 | 2 | 69.8 | 11 | 1688 | - | 339 |
| 13 | 2 | 77.4 | 11 | 1857 | - | 381 |
| 14 | 1 | 55.1 | 11 | - | - | 426 |
| Detection Check (1=Detection; 0=No Detection) | | | | | | 1 |

| Trial Number | | | 8 | | | |
|---|---|---|---|---|---|---|
| Number of Bursts in Trial | | | 15 | | | |
| Chirp Center Frequency | | | 5500 | | | |
| Burst | No. of Pulses | Pulse Width (us) | Chirp Width (MHz) | Pulse 1-to-2 Spacing (us) | Pulse 2-to-3 Spacing (us) | Starting Location Within Interval (ms) |
| 1 | 1 | 91.7 | 12 | - | - | 776 |
| 2 | 2 | 90 | 12 | 1196 | - | 187 |
| 3 | 3 | 92.3 | 12 | 1486 | 1853 | 448 |
| 4 | 2 | 66.8 | 12 | 1545 | - | 702 |
| 5 | 1 | 64 | 12 | - | - | 403 |
| 6 | 3 | 95.4 | 12 | 1123 | 1473 | 230 |
| 7 | 3 | 66.8 | 12 | 1867 | 1401 | 604 |
| 8 | 3 | 67.7 | 12 | 1472 | 1397 | 38 |
| 9 | 1 | 68.2 | 12 | - | - | 735 |
| 10 | 2 | 82.2 | 12 | 1297 | - | 610 |
| 11 | 1 | 92.1 | 12 | - | - | 618 |
| 12 | 2 | 57 | 12 | 1764 | - | 705 |
| 13 | 2 | 58.5 | 12 | 1310 | - | 22 |
| 14 | 3 | 85.5 | 12 | 1630 | 1447 | 641 |
| 15 | 2 | 82.2 | 12 | 1371 | - | 109 |
| Detection Check (1=Detection; 0=No Detection) | | | | | | 1 |

| Trial Number | | | 9 | | | |
|---|---|---|---|---|---|---|
| Number of Bursts in Trial | | | 16 | | | |
| Chirp Center Frequency | | | 5500 | | | |
| Burst | No. of Pulses | Pulse Width (us) | Chirp Width (MHz) | Pulse 1-to-2 Spacing (us) | Pulse 2-to-3 Spacing (us) | Starting Location Within Interval (ms) |
| 1 | 2 | 74.4 | 13 | 1707 | - | 442 |
| 2 | 2 | 63.6 | 13 | 1725 | - | 280 |
| 3 | 2 | 71.3 | 13 | 1704 | - | 459 |
| 4 | 3 | 77.6 | 13 | 1063 | 1405 | 197 |
| 5 | 3 | 65.2 | 13 | 1731 | 1294 | 101 |
| 6 | 3 | 55.1 | 13 | 1109 | 1549 | 17 |
| 7 | 2 | 96.8 | 13 | 1034 | - | 131 |
| 8 | 3 | 80.8 | 13 | 1533 | 1051 | 365 |
| 9 | 1 | 60.4 | 13 | - | - | 222 |
| 10 | 2 | 61.8 | 13 | 1312 | - | 371 |
| 11 | 2 | 71.3 | 13 | 1657 | - | 33 |
| 12 | 2 | 98.1 | 13 | 1024 | - | 291 |
| 13 | 1 | 57.9 | 13 | - | - | 188 |
| 14 | 1 | 91.8 | 13 | - | - | 163 |
| 15 | 2 | 56.7 | 13 | 1259 | - | 426 |
| 16 | 2 | 89.7 | 13 | 1690 | - | 606 |
| Detection Check (1=Detection; 0=No Detection) | | | | | | 1 |

| Trial Number | | | 10 | | | |
|---|---|---|---|---|---|---|
| Number of Bursts in Trial | | | 17 | | | |
| Chirp Center Frequency | | | 5500 | | | |
| Burst | No. of Pulses | Pulse Width (us) | Chirp Width (MHz) | Pulse 1-to-2 Spacing (us) | Pulse 2-to-3 Spacing (us) | Starting Location Within Interval (ms) |
| 1 | 2 | 74.4 | 14 | 1107 | - | 462 |
| 2 | 1 | 87.6 | 14 | - | - | 653 |
| 3 | 2 | 61.7 | 14 | 1741 | - | 457 |
| 4 | 2 | 57.5 | 14 | 1566 | - | 388 |
| 5 | 2 | 66.1 | 14 | 1855 | - | 63 |
| 6 | 3 | 70.1 | 14 | 1044 | 1012 | 136 |
| 7 | 1 | 66.4 | 14 | - | - | 343 |
| 8 | 1 | 59.2 | 14 | - | - | 349 |
| 9 | 2 | 88.3 | 14 | 1240 | - | 362 |
| 10 | 1 | 64.7 | 14 | - | - | 221 |
| 11 | 2 | 73 | 14 | 1703 | - | 144 |
| 12 | 2 | 81.7 | 14 | 1450 | - | 671 |
| 13 | 3 | 70.1 | 14 | 1741 | 1278 | 320 |
| 14 | 1 | 63.6 | 14 | - | - | 196 |
| 15 | 1 | 58.7 | 14 | - | - | 413 |
| 16 | 2 | 65.9 | 14 | 1478 | - | 170 |
| 17 | 1 | 72.7 | 14 | - | - | 564 |
| Detection Check (1=Detection; 0=No Detection) | | | | | | 1 |

| Trial Number | | | 11 | | | |
|---|---|---|---|---|---|---|
| Number of Bursts in Trial | | | 18 | | | |
| Chirp Center Frequency | | | 5496 | | | |
| Burst | No. of Pulses | Pulse Width (us) | Chirp Width (MHz) | Pulse 1-to-2 Spacing (us) | Pulse 2-to-3 Spacing (us) | Starting Location Within Interval (ms) |
| 1 | 2 | 72.1 | 15 | 1193 | - | 130 |
| 2 | 3 | 76.3 | 15 | 1484 | 1390 | 114 |
| 3 | 1 | 86.1 | 15 | - | - | 14 |
| 4 | 1 | 73.2 | 15 | - | - | 604 |
| 5 | 1 | 81.2 | 15 | - | - | 548 |
| 6 | 2 | 99.5 | 15 | 1398 | - | 173 |
| 7 | 1 | 93.9 | 15 | - | - | 262 |
| 8 | 2 | 75.9 | 15 | 1921 | - | 38 |
| 9 | 3 | 79.2 | 15 | 1100 | 1429 | 84 |
| 10 | 3 | 77 | 15 | 1166 | 1799 | 610 |
| 11 | 1 | 91.8 | 15 | - | - | 339 |
| 12 | 3 | 56.8 | 15 | 1330 | 1556 | 580 |
| 13 | 2 | 83.1 | 15 | 1556 | - | 295 |
| 14 | 2 | 63 | 15 | 1552 | - | 156 |
| 15 | 1 | 65.7 | 15 | - | - | 439 |
| 16 | 1 | 64.5 | 15 | - | - | 188 |
| 17 | 1 | 88.5 | 15 | - | - | 419 |
| 18 | 1 | 60.6 | 15 | - | - | 205 |
| Detection Check (1=Detection; 0=No Detection) | | | | | | 1 |

| Trial Number | | | 12 | | | |
|---|---|---|---|---|---|---|
| Number of Bursts in Trial | | | 19 | | | |
| Chirp Center Frequency | | | 5497 | | | |
| Burst | No. of Pulses | Pulse Width (us) | Chirp Width (MHz) | Pulse 1-to-2 Spacing (us) | Pulse 2-to-3 Spacing (us) | Starting Location Within Interval (ms) |
| 1 | 2 | 90.5 | 16 | 1299 | - | 381 |
| 2 | 2 | 88.4 | 16 | 1418 | - | 327 |
| 3 | 2 | 53.7 | 16 | 1055 | - | 536 |
| 4 | 1 | 80.5 | 16 | - | - | 285 |
| 5 | 1 | 50.4 | 16 | - | - | 398 |
| 6 | 2 | 61.2 | 16 | 1749 | - | 439 |
| 7 | 2 | 78.8 | 16 | 1065 | - | 129 |
| 8 | 3 | 75 | 16 | 1748 | 1820 | 325 |
| 9 | 2 | 96.7 | 16 | 1254 | - | 440 |
| 10 | 3 | 76.3 | 16 | 1848 | 1106 | 397 |
| 11 | 1 | 73.3 | 16 | - | - | 232 |
| 12 | 2 | 92.4 | 16 | 1317 | - | 91 |
| 13 | 2 | 92.4 | 16 | 1854 | - | 256 |
| 14 | 3 | 64.4 | 16 | 1240 | 1634 | 582 |
| 15 | 2 | 67.3 | 16 | 1473 | - | 117 |
| 16 | 2 | 84.1 | 16 | 1795 | - | 202 |
| 17 | 1 | 80.9 | 16 | - | - | 135 |
| 18 | 1 | 74.6 | 16 | - | - | 396 |
| 19 | 2 | 97.6 | 16 | 1805 | - | 615 |
| Detection Check (1=Detection; 0=No Detection) | | | | | | 1 |

| Trial Number | | | 13 | | | |
|---|---|---|---|---|---|---|
| Number of Bursts in Trial | | | 20 | | | |
| Chirp Center Frequency | | | 5497 | | | |
| Burst | No. of Pulses | Pulse Width (us) | Chirp Width (MHz) | Pulse 1-to-2 Spacing (us) | Pulse 2-to-3 Spacing (us) | Starting Location Within Interval (ms) |
| 1 | 2 | 66.1 | 17 | 1417 | - | 388 |
| 2 | 2 | 86.7 | 17 | 1693 | - | 348 |
| 3 | 2 | 70.5 | 17 | 1263 | - | 215 |
| 4 | 2 | 78 | 17 | 1446 | - | 28 |
| 5 | 2 | 66 | 17 | 1185 | - | 585 |
| 6 | 2 | 80.6 | 17 | 1855 | - | 65 |
| 7 | 1 | 95.5 | 17 | - | - | 92 |
| 8 | 1 | 98.8 | 17 | - | - | 68 |
| 9 | 3 | 64.3 | 17 | 1641 | 1108 | 517 |
| 10 | 1 | 75.1 | 17 | - | - | 121 |
| 11 | 2 | 72.6 | 17 | 1499 | - | 448 |
| 12 | 1 | 60.3 | 17 | - | - | 567 |
| 13 | 2 | 54.9 | 17 | 1056 | - | 245 |
| 14 | 2 | 98.8 | 17 | 1023 | - | 584 |
| 15 | 2 | 60.9 | 17 | 1243 | - | 579 |
| 16 | 2 | 62.7 | 17 | 1226 | - | 464 |
| 17 | 1 | 80.1 | 17 | - | - | 89 |
| 18 | 2 | 70.9 | 17 | 1711 | - | 153 |
| 19 | 1 | 90.7 | 17 | - | - | 282 |
| 20 | 1 | 98.9 | 17 | - | - | 71 |
| Detection Check (1=Detection; 0=No Detection) | | | | | | 1 |

| Trial Number | | | 14 | | | |
|---|---|---|---|---|---|---|
| Number of Bursts in Trial | | | 8 | | | |
| Chirp Center Frequency | | | 5498 | | | |
| Burst | No. of Pulses | Pulse Width (us) | Chirp Width (MHz) | Pulse 1-to-2 Spacing (us) | Pulse 2-to-3 Spacing (us) | Starting Location Within Interval (ms) |
| 1 | 2 | 67.5 | 20 | 1542 | - | 947 |
| 2 | 3 | 83.6 | 20 | 1272 | 1696 | 124 |
| 3 | 2 | 93.2 | 20 | 1877 | - | 701 |
| 4 | 1 | 55.6 | 20 | - | - | 1123 |
| 5 | 3 | 84.2 | 20 | 1733 | 1619 | 756 |
| 6 | 3 | 69.1 | 20 | 1612 | 1071 | 1 |
| 7 | 2 | 66.9 | 20 | 1905 | - | 7 |
| 8 | 3 | 86.8 | 20 | 1697 | 1621 | 1082 |
| Detection Check (1=Detection; 0=No Detection) | | | | | | 0 |

| Trial Number | | | 15 | | | |
|---|---|---|---|---|---|---|
| Number of Bursts in Trial | | | 9 | | | |
| Chirp Center Frequency | | | 5498 | | | |
| Burst | No. of Pulses | Pulse Width (us) | Chirp Width (MHz) | Pulse 1-to-2 Spacing (us) | Pulse 2-to-3 Spacing (us) | Starting Location Within Interval (ms) |
| 1 | 2 | 62.2 | 19 | 1571 | - | 949 |
| 2 | 2 | 85 | 19 | 1669 | - | 189 |
| 3 | 2 | 64.5 | 19 | 1505 | - | 176 |
| 4 | 2 | 50.4 | 19 | 1325 | - | 538 |
| 5 | 2 | 66.1 | 19 | 1483 | - | 908 |
| 6 | 2 | 71.2 | 19 | 1110 | - | 1017 |
| 7 | 3 | 53.7 | 19 | 1445 | 1677 | 492 |
| 8 | 3 | 62.5 | 19 | 1596 | 1341 | 349 |
| 9 | 3 | 62 | 19 | 1929 | 1221 | 1105 |
| Detection Check (1=Detection; 0=No Detection) | | | | | | 0 |

| Trial Number | | | 16 | | | |
|---|---|---|---|---|---|---|
| Number of Bursts in Trial | | | 10 | | | |
| Chirp Center Frequency | | | 5498 | | | |
| Burst | No. of Pulses | Pulse Width (us) | Chirp Width (MHz) | Pulse 1-to-2 Spacing (us) | Pulse 2-to-3 Spacing (us) | Starting Location Within Interval (ms) |
| 1 | 2 | 80.5 | 18 | 1910 | - | 284 |
| 2 | 2 | 64.2 | 18 | 1661 | - | 751 |
| 3 | 2 | 90.1 | 18 | 1041 | - | 491 |
| 4 | 2 | 69.8 | 18 | 1495 | - | 107 |
| 5 | 1 | 73.1 | 18 | - | - | 490 |
| 6 | 3 | 77.2 | 18 | 1418 | 1145 | 1155 |
| 7 | 3 | 52.6 | 18 | 1732 | 1787 | 772 |
| 8 | 2 | 71.4 | 18 | 1562 | - | 121 |
| 9 | 2 | 89.8 | 18 | 1491 | - | 89 |
| 10 | 2 | 76.4 | 18 | 1355 | - | 615 |
| Detection Check (1=Detection; 0=No Detection) | | | | | | 1 |

| Trial Number | | | 17 | | | |
|---|---|---|---|---|---|---|
| Number of Bursts in Trial | | | 11 | | | |
| Chirp Center Frequency | | | 5497 | | | |
| Burst | No. of Pulses | Pulse Width (us) | Chirp Width (MHz) | Pulse 1-to-2 Spacing (us) | Pulse 2-to-3 Spacing (us) | Starting Location Within Interval (ms) |
| 1 | 2 | 51.2 | 17 | 1236 | - | 740 |
| 2 | 1 | 71.7 | 17 | - | - | 941 |
| 3 | 2 | 74.7 | 17 | 1164 | - | 370 |
| 4 | 2 | 50.9 | 17 | 1919 | - | 371 |
| 5 | 2 | 65.2 | 17 | 1206 | - | 1033 |
| 6 | 2 | 98 | 17 | 1182 | - | 346 |
| 7 | 2 | 58.7 | 17 | 1612 | - | 639 |
| 8 | 1 | 63.8 | 17 | - | - | 1056 |
| 9 | 3 | 86.3 | 17 | 1545 | 1065 | 205 |
| 10 | 1 | 94.4 | 17 | - | - | 753 |
| 11 | 3 | 88.5 | 17 | 1699 | 1319 | 58 |
| Detection Check (1=Detection; 0=No Detection) | | | | | | 1 |

| Trial Number | | | 18 | | | |
|---|---|---|---|---|---|---|
| Number of Bursts in Trial | | | 12 | | | |
| Chirp Center Frequency | | | 5497 | | | |
| Burst | No. of Pulses | Pulse Width (us) | Chirp Width (MHz) | Pulse 1-to-2 Spacing (us) | Pulse 2-to-3 Spacing (us) | Starting Location Within Interval (ms) |
| 1 | 2 | 88.7 | 16 | 1405 | - | 448 |
| 2 | 3 | 90.2 | 16 | 1544 | 1235 | 621 |
| 3 | 1 | 96.5 | 16 | - | - | 512 |
| 4 | 2 | 80.5 | 16 | 1090 | - | 321 |
| 5 | 2 | 63.7 | 16 | 1268 | - | 798 |
| 6 | 1 | 53.4 | 16 | - | - | 809 |
| 7 | 2 | 52.3 | 16 | 1043 | - | 301 |
| 8 | 3 | 54.7 | 16 | 1701 | 1104 | 796 |
| 9 | 3 | 75.6 | 16 | 1923 | 1729 | 669 |
| 10 | 2 | 59.2 | 16 | 1244 | - | 369 |
| 11 | 1 | 56.3 | 16 | - | - | 51 |
| 12 | 2 | 87.8 | 16 | 1608 | - | 733 |
| Detection Check (1=Detection; 0=No Detection) | | | | | | 1 |

| Trial Number | | | 19 | | | |
|---|---|---|---|---|---|---|
| Number of Bursts in Trial | | | 13 | | | |
| Chirp Center Frequency | | | 5496 | | | |
| Burst | No. of Pulses | Pulse Width (us) | Chirp Width (MHz) | Pulse 1-to-2 Spacing (us) | Pulse 2-to-3 Spacing (us) | Starting Location Within Interval (ms) |
| 1 | 2 | 68.2 | 15 | 1104 | - | 229 |
| 2 | 2 | 58.4 | 15 | 1627 | - | 488 |
| 3 | 3 | 74.7 | 15 | 1861 | 1015 | 137 |
| 4 | 2 | 58.2 | 15 | 1593 | - | 520 |
| 5 | 1 | 51.6 | 15 | - | - | 799 |
| 6 | 2 | 94.7 | 15 | 1469 | - | 43 |
| 7 | 2 | 70.7 | 15 | 1091 | - | 126 |
| 8 | 2 | 82.9 | 15 | 1472 | - | 607 |
| 9 | 3 | 62.7 | 15 | 1168 | 1453 | 527 |
| 10 | 2 | 63.1 | 15 | 1529 | - | 143 |
| 11 | 1 | 96.1 | 15 | - | - | 176 |
| 12 | 2 | 57 | 15 | 1457 | - | 882 |
| 13 | 3 | 95.6 | 15 | 1707 | 1501 | 214 |
| Detection Check (1=Detection; 0=No Detection) | | | | | | 1 |

| Trial Number | | | 20 | | | |
|---|---|---|---|---|---|---|
| Number of Bursts in Trial | | | 14 | | | |
| Chirp Center Frequency | | | 5496 | | | |
| Burst | No. of Pulses | Pulse Width (us) | Chirp Width (MHz) | Pulse 1-to-2 Spacing (us) | Pulse 2-to-3 Spacing (us) | Starting Location Within Interval (ms) |
| 1 | 1 | 95.7 | 14 | - | - | 117 |
| 2 | 1 | 93.1 | 14 | - | - | 720 |
| 3 | 1 | 55.8 | 14 | - | - | 297 |
| 4 | 1 | 76.7 | 14 | - | - | 284 |
| 5 | 2 | 68 | 14 | 1686 | - | 472 |
| 6 | 3 | 94.1 | 14 | 1796 | 1393 | 264 |
| 7 | 2 | 53.9 | 14 | 1293 | - | 525 |
| 8 | 1 | 99.3 | 14 | - | - | 155 |
| 9 | 2 | 73.3 | 14 | 1458 | - | 65 |
| 10 | 2 | 93.3 | 14 | 1196 | - | 451 |
| 11 | 3 | 55.8 | 14 | 1895 | 1034 | 243 |
| 12 | 1 | 66.4 | 14 | - | - | 228 |
| 13 | 2 | 65.6 | 14 | 1732 | - | 746 |
| 14 | 2 | 76.5 | 14 | 1187 | - | 522 |
| Detection Check (1=Detection; 0=No Detection) | | | | | | 1 |

| Trial Number | | | 21 | | | |
|---|---|---|---|---|---|---|
| Number of Bursts in Trial | | | 15 | | | |
| Chirp Center Frequency | | | 5504 | | | |
| Burst | No. of Pulses | Pulse Width (us) | Chirp Width (MHz) | Pulse 1-to-2 Spacing (us) | Pulse 2-to-3 Spacing (us) | Starting Location Within Interval (ms) |
| 1 | 1 | 85.1 | 13 | - | - | 565 |
| 2 | 2 | 72.5 | 13 | 1648 | - | 211 |
| 3 | 1 | 67.5 | 13 | - | - | 348 |
| 4 | 2 | 56.1 | 13 | 1360 | - | 156 |
| 5 | 1 | 71.1 | 13 | - | - | 718 |
| 6 | 2 | 93.1 | 13 | 1391 | - | 400 |
| 7 | 1 | 56.5 | 13 | - | - | 482 |
| 8 | 1 | 63.8 | 13 | - | - | 703 |
| 9 | 2 | 67.4 | 13 | 1727 | - | 780 |
| 10 | 1 | 52.3 | 13 | - | - | 102 |
| 11 | 3 | 62.4 | 13 | 1228 | 1715 | 304 |
| 12 | 2 | 53.3 | 13 | 1630 | - | 57 |
| 13 | 2 | 83.1 | 13 | 1205 | - | 768 |
| 14 | 2 | 93.7 | 13 | 1085 | - | 461 |
| 15 | 2 | 90.7 | 13 | 1297 | - | 746 |
| Detection Check (1=Detection; 0=No Detection) | | | | | | 0 |

| Trial Number | | | 22 | | | |
|---|---|---|---|---|---|---|
| Number of Bursts in Trial | | | 16 | | | |
| Chirp Center Frequency | | | 5505 | | | |
| Burst | No. of Pulses | Pulse Width (us) | Chirp Width (MHz) | Pulse 1-to-2 Spacing (us) | Pulse 2-to-3 Spacing (us) | Starting Location Within Interval (ms) |
| 1 | 2 | 98.8 | 12 | 1439 | - | 95 |
| 2 | 1 | 54.5 | 12 | - | - | 676 |
| 3 | 2 | 80.5 | 12 | 1360 | - | 8 |
| 4 | 2 | 55.9 | 12 | 1906 | - | 373 |
| 5 | 2 | 72.1 | 12 | 1623 | - | 254 |
| 6 | 2 | 84.4 | 12 | 1604 | - | 480 |
| 7 | 1 | 78.5 | 12 | - | - | 663 |
| 8 | 1 | 88 | 12 | - | - | 314 |
| 9 | 2 | 74.7 | 12 | 1157 | - | 596 |
| 10 | 2 | 97.1 | 12 | 1673 | - | 264 |
| 11 | 1 | 81.6 | 12 | - | - | 740 |
| 12 | 1 | 83.6 | 12 | - | - | 163 |
| 13 | 3 | 87.6 | 12 | 1757 | 1322 | 628 |
| 14 | 2 | 58.5 | 12 | 1372 | - | 132 |
| 15 | 3 | 91.8 | 12 | 1767 | 1183 | 106 |
| 16 | 2 | 58.8 | 12 | 1432 | - | 659 |
| Detection Check (1=Detection; 0=No Detection) | | | | | | 1 |

| Trial Number | | | 23 | | | |
|---|---|---|---|---|---|---|
| Number of Bursts in Trial | | | 17 | | | |
| Chirp Center Frequency | | | 5505 | | | |
| Burst | No. of Pulses | Pulse Width (us) | Chirp Width (MHz) | Pulse 1-to-2 Spacing (us) | Pulse 2-to-3 Spacing (us) | Starting Location Within Interval (ms) |
| 1 | 1 | 96 | 11 | - | - | 284 |
| 2 | 2 | 92.5 | 11 | 1241 | - | 488 |
| 3 | 2 | 89.5 | 11 | 1347 | - | 76 |
| 4 | 2 | 74.8 | 11 | 1607 | - | 688 |
| 5 | 2 | 60.6 | 11 | 1523 | - | 28 |
| 6 | 2 | 71.5 | 11 | 1659 | - | 383 |
| 7 | 2 | 71.1 | 11 | 1454 | - | 182 |
| 8 | 1 | 98.7 | 11 | - | - | 20 |
| 9 | 2 | 85.1 | 11 | 1770 | - | 576 |
| 10 | 2 | 89.2 | 11 | 1086 | - | 410 |
| 11 | 2 | 60.7 | 11 | 1101 | - | 458 |
| 12 | 2 | 75.2 | 11 | 1719 | - | 348 |
| 13 | 2 | 75.7 | 11 | 1799 | - | 481 |
| 14 | 3 | 56.7 | 11 | 1132 | 1884 | 587 |
| 15 | 2 | 65 | 11 | 1885 | - | 480 |
| 16 | 2 | 64.6 | 11 | 1910 | - | 195 |
| 17 | 3 | 69.9 | 11 | 1410 | 1190 | 396 |
| Detection Check (1=Detection; 0=No Detection) | | | | | | 1 |

| Trial Number | | | 24 | | | |
|---|---|---|---|---|---|---|
| Number of Bursts in Trial | | | 18 | | | |
| Chirp Center Frequency | | | 5506 | | | |
| Burst | No. of Pulses | Pulse Width (us) | Chirp Width (MHz) | Pulse 1-to-2 Spacing (us) | Pulse 2-to-3 Spacing (us) | Starting Location Within Interval (ms) |
| 1 | 3 | 83.8 | 10 | 1290 | 1021 | 536 |
| 2 | 2 | 66.9 | 10 | 1112 | - | 44 |
| 3 | 3 | 91 | 10 | 1220 | 1504 | 611 |
| 4 | 2 | 86.1 | 10 | 1678 | - | 456 |
| 5 | 3 | 65.5 | 10 | 1928 | 1222 | 330 |
| 6 | 1 | 62.6 | 10 | - | - | 297 |
| 7 | 3 | 68.7 | 10 | 1505 | 1200 | 351 |
| 8 | 3 | 59.2 | 10 | 1452 | 1114 | 230 |
| 9 | 1 | 73.9 | 10 | - | - | 222 |
| 10 | 1 | 77.2 | 10 | - | - | 57 |
| 11 | 2 | 96.4 | 10 | 1357 | - | 399 |
| 12 | 2 | 99.9 | 10 | 1173 | - | 299 |
| 13 | 2 | 99.9 | 10 | 1520 | - | 464 |
| 14 | 1 | 86.7 | 10 | - | - | 294 |
| 15 | 1 | 92.6 | 10 | - | - | 653 |
| 16 | 1 | 77.1 | 10 | - | - | 550 |
| 17 | 2 | 81.1 | 10 | 1664 | - | 566 |
| 18 | 3 | 68.4 | 10 | 1536 | 1309 | 580 |
| Detection Check (1=Detection; 0=No Detection) | | | | | | 1 |

| Trial Number | | | 25 | | | |
|---|---|---|---|---|---|---|
| Number of Bursts in Trial | | | 19 | | | |
| Chirp Center Frequency | | | 5506 | | | |
| Burst | No. of Pulses | Pulse Width (us) | Chirp Width (MHz) | Pulse 1-to-2 Spacing (us) | Pulse 2-to-3 Spacing (us) | Starting Location Within Interval (ms) |
| 1 | 3 | 68.2 | 9 | 1723 | 1868 | 471 |
| 2 | 3 | 83.7 | 9 | 1711 | 1405 | 368 |
| 3 | 2 | 69.7 | 9 | 1781 | - | 425 |
| 4 | 1 | 59.7 | 9 | - | - | 440 |
| 5 | 2 | 96.7 | 9 | 1484 | - | 123 |
| 6 | 2 | 95.8 | 9 | 1319 | - | 261 |
| 7 | 3 | 71.3 | 9 | 1095 | 1354 | 332 |
| 8 | 3 | 53.2 | 9 | 1527 | 1427 | 427 |
| 9 | 2 | 69.5 | 9 | 1771 | - | 397 |
| 10 | 3 | 63.9 | 9 | 1075 | 1447 | 67 |
| 11 | 2 | 93.4 | 9 | 1783 | - | 174 |
| 12 | 2 | 77.3 | 9 | 1564 | - | 17 |
| 13 | 2 | 73.1 | 9 | 1294 | - | 216 |
| 14 | 1 | 77.4 | 9 | - | - | 292 |
| 15 | 3 | 57.2 | 9 | 1722 | 1886 | 619 |
| 16 | 2 | 68.7 | 9 | 1629 | - | 233 |
| 17 | 1 | 60.8 | 9 | - | - | 226 |
| 18 | 3 | 69.7 | 9 | 1128 | 1224 | 599 |
| 19 | 1 | 62.2 | 9 | - | - | 433 |
| Detection Check (1=Detection; 0=No Detection) | | | | | | 1 |

| Trial Number | | | 26 | | | |
|---|---|---|---|---|---|---|
| Number of Bursts in Trial | | | 20 | | | |
| Chirp Center Frequency | | | 5506 | | | |
| Burst | No. of Pulses | Pulse Width (us) | Chirp Width (MHz) | Pulse 1-to-2 Spacing (us) | Pulse 2-to-3 Spacing (us) | Starting Location Within Interval (ms) |
| 1 | 1 | 80.5 | 8 | - | - | 90 |
| 2 | 3 | 62.6 | 8 | 1406 | 1343 | 319 |
| 3 | 3 | 85.6 | 8 | 1190 | 1529 | 384 |
| 4 | 2 | 83.9 | 8 | 1208 | - | 567 |
| 5 | 2 | 92.4 | 8 | 1488 | - | 234 |
| 6 | 2 | 54 | 8 | 1529 | - | 535 |
| 7 | 3 | 81.3 | 8 | 1501 | 1812 | 325 |
| 8 | 1 | 98.5 | 8 | - | - | 532 |
| 9 | 1 | 85.8 | 8 | - | - | 272 |
| 10 | 2 | 84.7 | 8 | 1593 | - | 182 |
| 11 | 2 | 83.3 | 8 | 1705 | - | 134 |
| 12 | 2 | 79.8 | 8 | 1567 | - | 286 |
| 13 | 1 | 77.9 | 8 | - | - | 368 |
| 14 | 3 | 98.4 | 8 | 1510 | 1569 | 290 |
| 15 | 2 | 79.9 | 8 | 1588 | - | 231 |
| 16 | 3 | 78 | 8 | 1140 | 1353 | 353 |
| 17 | 3 | 55.2 | 8 | 1700 | 1327 | 53 |
| 18 | 3 | 71.9 | 8 | 1081 | 1224 | 44 |
| 19 | 1 | 62 | 8 | - | - | 298 |
| 20 | 3 | 70.5 | 8 | 1888 | 1442 | 529 |
| Detection Check (1=Detection; 0=No Detection) | | | | | | 1 |

| Trial Number | | | 27 | | | |
|---|---|---|---|---|---|---|
| Number of Bursts in Trial | | | 8 | | | |
| Chirp Center Frequency | | | 5502 | | | |
| Burst | No. of Pulses | Pulse Width (us) | Chirp Width (MHz) | Pulse 1-to-2 Spacing (us) | Pulse 2-to-3 Spacing (us) | Starting Location Within Interval (ms) |
| 1 | 2 | 69.1 | 18 | 1076 | - | 1436 |
| 2 | 2 | 62.1 | 18 | 1688 | - | 22 |
| 3 | 2 | 94.8 | 18 | 1891 | - | 897 |
| 4 | 1 | 75.8 | 18 | - | - | 1186 |
| 5 | 2 | 65.4 | 18 | 1713 | - | 589 |
| 6 | 2 | 97.7 | 18 | 1292 | - | 614 |
| 7 | 3 | 98.1 | 18 | 1670 | 1711 | 506 |
| 8 | 2 | 85.4 | 18 | 1672 | - | 776 |
| Detection Check (1=Detection; 0=No Detection) | | | | | | 1 |

| Trial Number | | | 28 | | | |
|---|---|---|---|---|---|---|
| Number of Bursts in Trial | | | 9 | | | |
| Chirp Center Frequency | | | 5502 | | | |
| Burst | No. of Pulses | Pulse Width (us) | Chirp Width (MHz) | Pulse 1-to-2 Spacing (us) | Pulse 2-to-3 Spacing (us) | Starting Location Within Interval (ms) |
| 1 | 3 | 82 | 19 | 1233 | 1713 | 679 |
| 2 | 3 | 87.7 | 19 | 1554 | 1123 | 473 |
| 3 | 2 | 98.9 | 19 | 1518 | - | 869 |
| 4 | 1 | 55 | 19 | - | - | 719 |
| 5 | 1 | 93.6 | 19 | - | - | 902 |
| 6 | 2 | 58.7 | 19 | 1641 | - | 1243 |
| 7 | 2 | 88.7 | 19 | 1387 | - | 410 |
| 8 | 1 | 60.3 | 19 | - | - | 1154 |
| 9 | 1 | 97.7 | 19 | - | - | 512 |
| Detection Check (1=Detection; 0=No Detection) | | | | | | 0 |

| Trial Number | | | 29 | | | |
|---|---|---|---|---|---|---|
| Number of Bursts in Trial | | | 10 | | | |
| Chirp Center Frequency | | | 5502 | | | |
| Burst | No. of Pulses | Pulse Width (us) | Chirp Width (MHz) | Pulse 1-to-2 Spacing (us) | Pulse 2-to-3 Spacing (us) | Starting Location Within Interval (ms) |
| 1 | 1 | 69.6 | 20 | - | - | 1131 |
| 2 | 1 | 74.5 | 20 | - | - | 290 |
| 3 | 1 | 60.9 | 20 | - | - | 895 |
| 4 | 1 | 74.6 | 20 | - | - | 202 |
| 5 | 2 | 99.3 | 20 | 1501 | - | 139 |
| 6 | 2 | 95.3 | 20 | 1065 | - | 854 |
| 7 | 2 | 91.9 | 20 | 1722 | - | 219 |
| 8 | 2 | 51 | 20 | 1285 | - | 57 |
| 9 | 2 | 87.7 | 20 | 1747 | - | 141 |
| 10 | 1 | 87.2 | 20 | - | - | 596 |
| Detection Check (1=Detection; 0=No Detection) | | | | | | 0 |

| Trial Number | | | 30 | | | |
|---|---|---|---|---|---|---|
| Number of Bursts in Trial | | | 11 | | | |
| Chirp Center Frequency | | | 5508 | | | |
| Burst | No. of Pulses | Pulse Width (us) | Chirp Width (MHz) | Pulse 1-to-2 Spacing (us) | Pulse 2-to-3 Spacing (us) | Starting Location Within Interval (ms) |
| 1 | 3 | 59.9 | 5 | 1901 | 1196 | 935 |
| 2 | 2 | 77.1 | 5 | 1590 | - | 1038 |
| 3 | 2 | 62.7 | 5 | 1227 | - | 690 |
| 4 | 1 | 77.1 | 5 | - | - | 547 |
| 5 | 3 | 99.8 | 5 | 1798 | 1790 | 551 |
| 6 | 2 | 61.5 | 5 | 1135 | - | 876 |
| 7 | 2 | 77.5 | 5 | 1583 | - | 448 |
| 8 | 2 | 57.3 | 5 | 1890 | - | 736 |
| 9 | 2 | 53.5 | 5 | 1757 | - | 362 |
| 10 | 1 | 66.6 | 5 | - | - | 836 |
| 11 | 3 | 80.7 | 5 | 1811 | 1289 | 410 |
| Detection Check (1=Detection; 0=No Detection) | | | | | | 1 |

*Type 6 Radar Statistical Performance*

| Trial # | Test Freq. (MHz) | Pulses / Hop | Pulse Width (us) | PRI (us) | 1=Detection 0=No Detection |
|---|---|---|---|---|---|
| 1 | 5500 | 9 | 1 | 333 | 1 |
| 2 | 5500 | 9 | 1 | 333 | 1 |
| 3 | 5500 | 9 | 1 | 333 | 1 |
| 4 | 5500 | 9 | 1 | 333 | 1 |
| 5 | 5500 | 9 | 1 | 333 | 1 |
| 6 | 5500 | 9 | 1 | 333 | 1 |
| 7 | 5500 | 9 | 1 | 333 | 1 |
| 8 | 5500 | 9 | 1 | 333 | 1 |
| 9 | 5500 | 9 | 1 | 333 | 1 |
| 10 | 5500 | 9 | 1 | 333 | 1 |
| 11 | 5500 | 9 | 1 | 333 | 1 |
| 12 | 5500 | 9 | 1 | 333 | 1 |
| 13 | 5500 | 9 | 1 | 333 | 1 |
| 14 | 5500 | 9 | 1 | 333 | 1 |
| 15 | 5500 | 9 | 1 | 333 | 1 |
| 16 | 5500 | 9 | 1 | 333 | 1 |
| 17 | 5500 | 9 | 1 | 333 | 1 |
| 18 | 5500 | 9 | 1 | 333 | 1 |
| 19 | 5500 | 9 | 1 | 333 | 1 |
| 20 | 5500 | 9 | 1 | 333 | 1 |
| 21 | 5500 | 9 | 1 | 333 | 1 |
| 22 | 5500 | 9 | 1 | 333 | 1 |
| 23 | 5500 | 9 | 1 | 333 | 1 |
| 24 | 5500 | 9 | 1 | 333 | 1 |
| 25 | 5500 | 9 | 1 | 333 | 1 |
| 26 | 5500 | 9 | 1 | 333 | 1 |
| 27 | 5500 | 9 | 1 | 333 | 1 |
| 28 | 5500 | 9 | 1 | 333 | 1 |
| 29 | 5500 | 9 | 1 | 333 | 1 |
| 30 | 5500 | 9 | 1 | 333 | 1 |
| Detection Percentage (%) | | | | | 100.000 |
| Limit | | | | | 70% |
| **Test Result** | | | | | **Complied** |

**Modulation Mode: 802.11ax (HEW40)**

***Type 1 Radar Statistical Performance***

| Trial # | Test Freq. (MHz) | Pulse Repetition Frequency Number | Pulse Repetition Frequency (Pulse Per Second) | PRI (us) | 1=Detection 0=No Detection |
|---|---|---|---|---|---|
| 1 | 5510 | 1 | 1930.5 | 518 | 1 |
| 2 | 5522 | 23 | 326.2 | 3066 | 1 |
| 3 | 5518 | 19 | 1139.0 | 878 | 1 |
| 4 | 5508 | 12 | 1355.0 | 738 | 1 |
| 5 | 5515 | 4 | 1730.1 | 578 | 1 |
| 6 | 5508 | 8 | 1519.8 | 658 | 1 |
| 7 | 5501 | 15 | 1253.1 | 798 | 1 |
| 8 | 5498 | 6 | 1618.1 | 618 | 1 |
| 9 | 5515 | 14 | 1285.3 | 778 | 1 |
| 10 | 5528 | 3 | 1792.1 | 558 | 1 |
| 11 | 5498 | 13 | 1319.3 | 758 | 1 |
| 12 | 5529 | 9 | 1474.9 | 678 | 1 |
| 13 | 5526 | 7 | 1567.4 | 638 | 1 |
| 14 | 5525 | 17 | 1193.3 | 838 | 1 |
| 15 | 5516 | 10 | 1432.7 | 698 | 1 |
| 16 | 5529 | - | 1692.0 | 591 | 1 |
| 17 | 5506 | - | 328.1 | 3048 | 1 |
| 18 | 5495 | - | 373.4 | 2678 | 1 |
| 19 | 5528 | - | 574.4 | 1741 | 0 |
| 20 | 5526 | - | 1216.5 | 822 | 1 |
| 21 | 5523 | - | 801.3 | 1248 | 1 |
| 22 | 5502 | - | 488.5 | 2047 | 1 |
| 23 | 5518 | - | 956.0 | 1046 | 1 |
| 24 | 5503 | - | 517.6 | 1932 | 1 |
| 25 | 5507 | - | 1422.5 | 703 | 1 |
| 26 | 5511 | - | 542.0 | 1845 | 1 |
| 27 | 5513 | - | 741.3 | 1349 | 1 |
| 28 | 5521 | - | 881.8 | 1134 | 1 |
| 29 | 5498 | - | 427.4 | 2340 | 1 |
| 30 | 5521 | - | 628.9 | 1590 | 1 |
| Detection Percentage (%) | | | | | 96.667 |
| Limit | | | | | 60% |
| **Test Result** | | | | | **Complied** |

*Type 2 Radar Statistical Performance*

| Trial # | Test Freq. (MHz) | Pulse Width (us) | PRI (us) | Pulses / Burst | 1=Detection 0=No Detection |
|---|---|---|---|---|---|
| 1 | 5525 | 2.6 | 221 | 23 | 1 |
| 2 | 5525 | 4.6 | 198 | 27 | 1 |
| 3 | 5506 | 1.1 | 184 | 29 | 1 |
| 4 | 5522 | 4.8 | 203 | 24 | 1 |
| 5 | 5504 | 2.4 | 162 | 25 | 1 |
| 6 | 5505 | 3.4 | 204 | 28 | 1 |
| 7 | 5525 | 2.3 | 170 | 27 | 1 |
| 8 | 5503 | 3.5 | 184 | 23 | 1 |
| 9 | 5516 | 4.9 | 150 | 27 | 1 |
| 10 | 5495 | 4.6 | 211 | 29 | 1 |
| 11 | 5494 | 2.9 | 158 | 23 | 0 |
| 12 | 5517 | 2.6 | 226 | 27 | 1 |
| 13 | 5503 | 1.6 | 204 | 26 | 1 |
| 14 | 5497 | 3.9 | 181 | 25 | 1 |
| 15 | 5508 | 4.6 | 202 | 24 | 1 |
| 16 | 5500 | 4.1 | 194 | 27 | 1 |
| 17 | 5528 | 2.3 | 193 | 28 | 1 |
| 18 | 5508 | 3.9 | 173 | 29 | 0 |
| 19 | 5497 | 4.3 | 188 | 23 | 1 |
| 20 | 5525 | 1.5 | 215 | 26 | 1 |
| 21 | 5520 | 4.9 | 227 | 27 | 1 |
| 22 | 5512 | 1.1 | 199 | 23 | 1 |
| 23 | 5503 | 4.5 | 155 | 29 | 1 |
| 24 | 5507 | 4.0 | 190 | 27 | 1 |
| 25 | 5499 | 2.4 | 151 | 23 | 0 |
| 26 | 5505 | 2.5 | 180 | 28 | 1 |
| 27 | 5505 | 2.5 | 228 | 23 | 1 |
| 28 | 5492 | 2.5 | 203 | 25 | 1 |
| 29 | 5498 | 1.5 | 188 | 25 | 1 |
| 30 | 5518 | 1.9 | 217 | 24 | 1 |
| Detection Percentage (%) | | | | | 90.000 |
| Limit | | | | | 60% |
| **Test Result** | | | | | **Complied** |

*Type 3 Radar Statistical Performance*

| Trial # | Test Freq. (MHz) | Pulse Width (us) | PRI (us) | Pulses / Burst | 1=Detection 0=No Detection |
|---|---|---|---|---|---|
| 1 | 5516 | 8.0 | 205 | 16 | 0 |
| 2 | 5520 | 6.7 | 382 | 18 | 1 |
| 3 | 5505 | 8.6 | 418 | 16 | 0 |
| 4 | 5507 | 9.4 | 351 | 17 | 1 |
| 5 | 5518 | 7.4 | 383 | 18 | 1 |
| 6 | 5499 | 9.8 | 232 | 16 | 1 |
| 7 | 5514 | 9.1 | 377 | 17 | 1 |
| 8 | 5519 | 9.6 | 457 | 16 | 1 |
| 9 | 5518 | 8.0 | 471 | 18 | 1 |
| 10 | 5502 | 9.0 | 304 | 18 | 1 |
| 11 | 5519 | 8.0 | 316 | 17 | 0 |
| 12 | 5505 | 9.8 | 325 | 16 | 1 |
| 13 | 5499 | 8.0 | 409 | 17 | 1 |
| 14 | 5528 | 9.9 | 200 | 17 | 0 |
| 15 | 5519 | 8.8 | 458 | 16 | 1 |
| 16 | 5506 | 8.0 | 232 | 18 | 1 |
| 17 | 5504 | 8.3 | 250 | 16 | 1 |
| 18 | 5493 | 8.7 | 270 | 16 | 1 |
| 19 | 5529 | 7.7 | 350 | 17 | 1 |
| 20 | 5498 | 7.1 | 230 | 16 | 1 |
| 21 | 5515 | 7.3 | 416 | 18 | 1 |
| 22 | 5493 | 7.6 | 498 | 18 | 1 |
| 23 | 5512 | 7.3 | 286 | 17 | 1 |
| 24 | 5500 | 7.3 | 287 | 16 | 1 |
| 25 | 5521 | 7.5 | 462 | 17 | 1 |
| 26 | 5512 | 6.2 | 300 | 17 | 1 |
| 27 | 5495 | 6.4 | 323 | 18 | 0 |
| 28 | 5509 | 7.1 | 420 | 16 | 1 |
| 29 | 5500 | 7.2 | 395 | 18 | 1 |
| 30 | 5501 | 8.4 | 377 | 16 | 1 |
| Detection Percentage (%) | | | | | 83.333 |
| Limit | | | | | 60% |
| **Test Result** | | | | | **Complied** |

***Type 4 Radar Statistical Performance***

| *Trial #* | *Test Freq. (MHz)* | *Pulse Width (us)* | *PRI (us)* | *Pulses / Burst* | *1=Detection 0=No Detection* |
|---|---|---|---|---|---|
| 1 | 5521 | 18.0 | 242 | 15 | 1 |
| 2 | 5509 | 19.9 | 279 | 12 | 1 |
| 3 | 5512 | 12.9 | 487 | 14 | 0 |
| 4 | 5511 | 15.0 | 452 | 13 | 1 |
| 5 | 5509 | 16.3 | 230 | 12 | 1 |
| 6 | 5494 | 19.8 | 238 | 13 | 0 |
| 7 | 5519 | 18.2 | 420 | 16 | 1 |
| 8 | 5517 | 16.3 | 452 | 15 | 0 |
| 9 | 5522 | 14.2 | 495 | 12 | 1 |
| 10 | 5493 | 17.8 | 228 | 16 | 1 |
| 11 | 5521 | 19.1 | 211 | 16 | 1 |
| 12 | 5524 | 18.4 | 283 | 15 | 1 |
| 13 | 5512 | 11.8 | 411 | 12 | 1 |
| 14 | 5495 | 14.2 | 284 | 13 | 1 |
| 15 | 5521 | 13.9 | 202 | 12 | 1 |
| 16 | 5494 | 17.8 | 340 | 14 | 0 |
| 17 | 5494 | 15.6 | 290 | 16 | 1 |
| 18 | 5513 | 14.6 | 250 | 16 | 1 |
| 19 | 5501 | 14.4 | 484 | 15 | 1 |
| 20 | 5515 | 18.9 | 387 | 13 | 1 |
| 21 | 5526 | 11.1 | 348 | 15 | 1 |
| 22 | 5518 | 13.8 | 291 | 16 | 0 |
| 23 | 5529 | 14.3 | 295 | 12 | 1 |
| 24 | 5500 | 12.5 | 300 | 12 | 0 |
| 25 | 5505 | 12.5 | 322 | 14 | 1 |
| 26 | 5504 | 12.5 | 383 | 13 | 1 |
| 27 | 5509 | 15.7 | 322 | 16 | 1 |
| 28 | 5529 | 19.8 | 469 | 13 | 1 |
| 29 | 5491 | 18.6 | 406 | 15 | 0 |
| 30 | 5493 | 15.9 | 238 | 14 | 0 |
| Detection Percentage (%) | | | | | 73.333 |
| Limit | | | | | 60% |
| **Test Result** | | | | | **Complied** |

***Total Type 1~4 Radar Statistical Performance***

| Radar Type # | Detection Percentage (%) |
|---|---|
| 1 | 96.667 |
| 2 | 90.000 |
| 3 | 83.333 |
| 4 | 73.333 |
| Aggregate (Radar Types 1-4) | 85.833 |
| Limit | 80% |
| **Test Result** | **Complied** |

***Type 5 Radar Statistical Performance***

| Center Freq. (MHz) | Low Edge (MHz) | High Edge (MHz) | VSG Freq. (MHz) | Detection |
|---|---|---|---|---|
| 5490.7 | 5510 | 5529.3 | | |
| Trial | Chirp | Offset | | |
| 1 | 5 | 2 | 5510.0 | 1 |
| 2 | 20 | 8 | 5510.0 | 1 |
| 3 | 7 | 2.8 | 5510.0 | 1 |
| 4 | 8 | 3.2 | 5510.0 | 1 |
| 5 | 9 | 3.6 | 5510.0 | 1 |
| 6 | 10 | 4 | 5510.0 | 1 |
| 7 | 11 | 4.4 | 5510.0 | 1 |
| 8 | 12 | 4.8 | 5510.0 | 1 |
| 9 | 13 | 5.2 | 5510.0 | 1 |
| 10 | 14 | 5.6 | 5510.0 | 1 |
| 11 | 15 | 6 | 5496.7 | 1 |
| 12 | 16 | 6.4 | 5497.1 | 1 |
| 13 | 17 | 6.8 | 5497.5 | 1 |
| 14 | 20 | 8 | 5498.7 | 1 |
| 15 | 19 | 7.6 | 5498.3 | 1 |
| 16 | 18 | 7.2 | 5497.9 | 0 |
| 17 | 17 | 6.8 | 5497.5 | 0 |
| 18 | 16 | 6.4 | 5497.1 | 1 |
| 19 | 15 | 6 | 5496.7 | 1 |
| 20 | 14 | 5.6 | 5496.3 | 1 |
| 21 | 13 | 5.2 | 5524.1 | 1 |
| 22 | 12 | 4.8 | 5524.5 | 1 |
| 23 | 11 | 4.4 | 5524.9 | 1 |
| 24 | 10 | 4 | 5525.3 | 1 |
| 25 | 9 | 3.6 | 5525.7 | 1 |
| 26 | 8 | 3.2 | 5526.1 | 1 |
| 27 | 18 | 7.2 | 5522.1 | 1 |
| 28 | 19 | 7.6 | 5521.7 | 0 |
| 29 | 20 | 8 | 5521.3 | 0 |
| 30 | 5 | 2 | 5527.3 | 1 |
| Total | | | | 26 |
| Detection Percentage (%) | | | | 87% |
| Limit | | | | 80% |
| **Test Result** | | | | **Complied** |

| Trial Number | | | 1 | | | |
|---|---|---|---|---|---|---|
| Number of Bursts in Trial | | | 8 | | | |
| Chirp Center Frequency | | | 5510 | | | |
| Burst | No. of Pulses | Pulse Width (us) | Chirp Width (MHz) | Pulse 1-to-2 Spacing (us) | Pulse 2-to-3 Spacing (us) | Starting Location Within Interval (ms) |
| 1 | 1 | 62.1 | 5 | - | - | 1091 |
| 2 | 2 | 56 | 5 | 1729 | - | 133 |
| 3 | 2 | 91.3 | 5 | 1230 | - | 1057 |
| 4 | 3 | 50.7 | 5 | 1762 | 1616 | 1442 |
| 5 | 2 | 92.6 | 5 | 1723 | - | 544 |
| 6 | 2 | 87.3 | 5 | 1302 | - | 1089 |
| 7 | 2 | 59.5 | 5 | 1291 | - | 1374 |
| 8 | 2 | 52.2 | 5 | 1653 | - | 1237 |
| Detection Check (1=Detection; 0=No Detection) | | | | | | 1 |

| Trial Number | | | 2 | | | |
|---|---|---|---|---|---|---|
| Number of Bursts in Trial | | | 9 | | | |
| Chirp Center Frequency | | | 5510 | | | |
| Burst | No. of Pulses | Pulse Width (us) | Chirp Width (MHz) | Pulse 1-to-2 Spacing (us) | Pulse 2-to-3 Spacing (us) | Starting Location Within Interval (ms) |
| 1 | 3 | 90 | 20 | 1007 | 1326 | 30 |
| 2 | 2 | 73.7 | 20 | 1785 | - | 979 |
| 3 | 1 | 78.1 | 20 | - | - | 683 |
| 4 | 2 | 92.4 | 20 | 1281 | - | 950 |
| 5 | 1 | 61.2 | 20 | - | - | 612 |
| 6 | 3 | 67.2 | 20 | 1525 | 1870 | 17 |
| 7 | 1 | 78.5 | 20 | - | - | 429 |
| 8 | 2 | 60.3 | 20 | 1931 | - | 936 |
| 9 | 3 | 92.9 | 20 | 1403 | 1476 | 548 |
| Detection Check (1=Detection; 0=No Detection) | | | | | | 1 |

| Trial Number | | | 3 | | | |
|---|---|---|---|---|---|---|
| Number of Bursts in Trial | | | 10 | | | |
| Chirp Center Frequency | | | 5510 | | | |
| Burst | No. of Pulses | Pulse Width (us) | Chirp Width (MHz) | Pulse 1-to-2 Spacing (us) | Pulse 2-to-3 Spacing (us) | Starting Location Within Interval (ms) |
| 1 | 3 | 63.4 | 7 | 1574 | 1607 | 801 |
| 2 | 1 | 98 | 7 | - | - | 966 |
| 3 | 1 | 58.7 | 7 | - | - | 185 |
| 4 | 1 | 88 | 7 | - | - | 1012 |
| 5 | 3 | 79.5 | 7 | 1562 | 1370 | 943 |
| 6 | 3 | 57.1 | 7 | 1900 | 1188 | 686 |
| 7 | 2 | 64.4 | 7 | 1090 | - | 599 |
| 8 | 1 | 78.7 | 7 | - | - | 1089 |
| 9 | 1 | 69.3 | 7 | - | - | 188 |
| 10 | 3 | 55.3 | 7 | 1375 | 1691 | 933 |
| Detection Check (1=Detection; 0=No Detection) | | | | | | 1 |

| Trial Number | | | 4 | | | |
|---|---|---|---|---|---|---|
| Number of Bursts in Trial | | | 11 | | | |
| Chirp Center Frequency | | | 5510 | | | |
| Burst | No. of Pulses | Pulse Width (us) | Chirp Width (MHz) | Pulse 1-to-2 Spacing (us) | Pulse 2-to-3 Spacing (us) | Starting Location Within Interval (ms) |
| 1 | 2 | 74.3 | 8 | 1642 | - | 24 |
| 2 | 1 | 83.1 | 8 | - | - | 985 |
| 3 | 2 | 59.5 | 8 | 1680 | - | 988 |
| 4 | 2 | 59.8 | 8 | 1786 | - | 800 |
| 5 | 2 | 77.6 | 8 | 1617 | - | 339 |
| 6 | 2 | 79.9 | 8 | 1553 | - | 1040 |
| 7 | 1 | 56 | 8 | - | - | 544 |
| 8 | 3 | 71.4 | 8 | 1406 | 1927 | 452 |
| 9 | 1 | 97.4 | 8 | - | - | 204 |
| 10 | 2 | 98.3 | 8 | 1037 | - | 926 |
| 11 | 1 | 63.6 | 8 | - | - | 1052 |
| Detection Check (1=Detection; 0=No Detection) | | | | | | 1 |

| Trial Number | | | 5 | | | |
|---|---|---|---|---|---|---|
| Number of Bursts in Trial | | | 12 | | | |
| Chirp Center Frequency | | | 5510 | | | |
| Burst | No. of Pulses | Pulse Width (us) | Chirp Width (MHz) | Pulse 1-to-2 Spacing (us) | Pulse 2-to-3 Spacing (us) | Starting Location Within Interval (ms) |
| 1 | 1 | 50 | 9 | - | - | 557 |
| 2 | 2 | 62.5 | 9 | 1731 | - | 567 |
| 3 | 2 | 55.4 | 9 | 1070 | - | 460 |
| 4 | 1 | 65.7 | 9 | - | - | 4 |
| 5 | 2 | 58 | 9 | 1512 | - | 64 |
| 6 | 2 | 60.9 | 9 | 1230 | - | 650 |
| 7 | 3 | 89.6 | 9 | 1598 | 1738 | 235 |
| 8 | 3 | 84.4 | 9 | 1271 | 1617 | 873 |
| 9 | 3 | 72.3 | 9 | 1498 | 1321 | 901 |
| 10 | 1 | 58.9 | 9 | - | - | 663 |
| 11 | 2 | 74.8 | 9 | 1584 | - | 919 |
| 12 | 1 | 71.8 | 9 | - | - | 375 |
| Detection Check (1=Detection; 0=No Detection) | | | | | | 1 |

| Trial Number | | | 6 | | | |
|---|---|---|---|---|---|---|
| Number of Bursts in Trial | | | 13 | | | |
| Chirp Center Frequency | | | 5510 | | | |
| Burst | No. of Pulses | Pulse Width (us) | Chirp Width (MHz) | Pulse 1-to-2 Spacing (us) | Pulse 2-to-3 Spacing (us) | Starting Location Within Interval (ms) |
| 1 | 2 | 88.1 | 10 | 1257 | - | 846 |
| 2 | 1 | 58.7 | 10 | - | - | 725 |
| 3 | 2 | 97.1 | 10 | 1037 | - | 30 |
| 4 | 3 | 83.1 | 10 | 1029 | 1106 | 490 |
| 5 | 1 | 62.1 | 10 | - | - | 262 |
| 6 | 2 | 71.4 | 10 | 1058 | - | 283 |
| 7 | 2 | 86.3 | 10 | 1867 | - | 49 |
| 8 | 3 | 77.3 | 10 | 1418 | 1876 | 634 |
| 9 | 1 | 78.9 | 10 | - | - | 304 |
| 10 | 3 | 79.2 | 10 | 1055 | 1572 | 564 |
| 11 | 3 | 52 | 10 | 1582 | 1836 | 852 |
| 12 | 3 | 56.5 | 10 | 1195 | 1542 | 525 |
| 13 | 3 | 100 | 10 | 1638 | 1729 | 750 |
| Detection Check (1=Detection; 0=No Detection) | | | | | | 1 |

| Trial Number | | | 7 | | | |
|---|---|---|---|---|---|---|
| Number of Bursts in Trial | | | 14 | | | |
| Chirp Center Frequency | | | 5510 | | | |
| Burst | No. of Pulses | Pulse Width (us) | Chirp Width (MHz) | Pulse 1-to-2 Spacing (us) | Pulse 2-to-3 Spacing (us) | Starting Location Within Interval (ms) |
| 1 | 2 | 92.7 | 11 | 1208 | - | 231 |
| 2 | 2 | 81.3 | 11 | 1144 | - | 804 |
| 3 | 2 | 60.4 | 11 | 1555 | - | 34 |
| 4 | 2 | 62.1 | 11 | 1320 | - | 427 |
| 5 | 1 | 50 | 11 | - | - | 577 |
| 6 | 3 | 65.9 | 11 | 1020 | 1365 | 3 |
| 7 | 2 | 73.8 | 11 | 1308 | - | 51 |
| 8 | 2 | 74.3 | 11 | 1143 | - | 360 |
| 9 | 1 | 62.9 | 11 | - | - | 394 |
| 10 | 2 | 74.8 | 11 | 1404 | - | 317 |
| 11 | 2 | 69.7 | 11 | 1309 | - | 532 |
| 12 | 2 | 69.8 | 11 | 1688 | - | 339 |
| 13 | 2 | 77.4 | 11 | 1857 | - | 381 |
| 14 | 1 | 55.1 | 11 | - | - | 426 |
| Detection Check (1=Detection; 0=No Detection) | | | | | | 1 |

| Trial Number | | | 8 | | | |
|---|---|---|---|---|---|---|
| Number of Bursts in Trial | | | 15 | | | |
| Chirp Center Frequency | | | 5510 | | | |
| Burst | No. of Pulses | Pulse Width (us) | Chirp Width (MHz) | Pulse 1-to-2 Spacing (us) | Pulse 2-to-3 Spacing (us) | Starting Location Within Interval (ms) |
| 1 | 1 | 91.7 | 12 | - | - | 776 |
| 2 | 2 | 90 | 12 | 1196 | - | 187 |
| 3 | 3 | 92.3 | 12 | 1486 | 1853 | 448 |
| 4 | 2 | 66.8 | 12 | 1545 | - | 702 |
| 5 | 1 | 64 | 12 | - | - | 403 |
| 6 | 3 | 95.4 | 12 | 1123 | 1473 | 230 |
| 7 | 3 | 66.8 | 12 | 1867 | 1401 | 604 |
| 8 | 3 | 67.7 | 12 | 1472 | 1397 | 38 |
| 9 | 1 | 68.2 | 12 | - | - | 735 |
| 10 | 2 | 82.2 | 12 | 1297 | - | 610 |
| 11 | 1 | 92.1 | 12 | - | - | 618 |
| 12 | 2 | 57 | 12 | 1764 | - | 705 |
| 13 | 2 | 58.5 | 12 | 1310 | - | 22 |
| 14 | 3 | 85.5 | 12 | 1630 | 1447 | 641 |
| 15 | 2 | 82.2 | 12 | 1371 | - | 109 |
| Detection Check (1=Detection; 0=No Detection) | | | | | | 1 |

| Trial Number | | | 9 | | | |
|---|---|---|---|---|---|---|
| Number of Bursts in Trial | | | 16 | | | |
| Chirp Center Frequency | | | 5510 | | | |
| Burst | No. of Pulses | Pulse Width (us) | Chirp Width (MHz) | Pulse 1-to-2 Spacing (us) | Pulse 2-to-3 Spacing (us) | Starting Location Within Interval (ms) |
| 1 | 2 | 74.4 | 13 | 1707 | - | 442 |
| 2 | 2 | 63.6 | 13 | 1725 | - | 280 |
| 3 | 2 | 71.3 | 13 | 1704 | - | 459 |
| 4 | 3 | 77.6 | 13 | 1063 | 1405 | 197 |
| 5 | 3 | 65.2 | 13 | 1731 | 1294 | 101 |
| 6 | 3 | 55.1 | 13 | 1109 | 1549 | 17 |
| 7 | 2 | 96.8 | 13 | 1034 | - | 131 |
| 8 | 3 | 80.8 | 13 | 1533 | 1051 | 365 |
| 9 | 1 | 60.4 | 13 | - | - | 222 |
| 10 | 2 | 61.8 | 13 | 1312 | - | 371 |
| 11 | 2 | 71.3 | 13 | 1657 | - | 33 |
| 12 | 2 | 98.1 | 13 | 1024 | - | 291 |
| 13 | 1 | 57.9 | 13 | - | - | 188 |
| 14 | 1 | 91.8 | 13 | - | - | 163 |
| 15 | 2 | 56.7 | 13 | 1259 | - | 426 |
| 16 | 2 | 89.7 | 13 | 1690 | - | 606 |
| Detection Check (1=Detection; 0=No Detection) | | | | | | 1 |

| Trial Number | | | 10 | | | |
|---|---|---|---|---|---|---|
| Number of Bursts in Trial | | | 17 | | | |
| Chirp Center Frequency | | | 5510 | | | |
| Burst | No. of Pulses | Pulse Width (us) | Chirp Width (MHz) | Pulse 1-to-2 Spacing (us) | Pulse 2-to-3 Spacing (us) | Starting Location Within Interval (ms) |
| 1 | 2 | 74.4 | 14 | 1107 | - | 462 |
| 2 | 1 | 87.6 | 14 | - | - | 653 |
| 3 | 2 | 61.7 | 14 | 1741 | - | 457 |
| 4 | 2 | 57.5 | 14 | 1566 | - | 388 |
| 5 | 2 | 66.1 | 14 | 1855 | - | 63 |
| 6 | 3 | 70.1 | 14 | 1044 | 1012 | 136 |
| 7 | 1 | 66.4 | 14 | - | - | 343 |
| 8 | 1 | 59.2 | 14 | - | - | 349 |
| 9 | 2 | 88.3 | 14 | 1240 | - | 362 |
| 10 | 1 | 64.7 | 14 | - | - | 221 |
| 11 | 2 | 73 | 14 | 1703 | - | 144 |
| 12 | 2 | 81.7 | 14 | 1450 | - | 671 |
| 13 | 3 | 70.1 | 14 | 1741 | 1278 | 320 |
| 14 | 1 | 63.6 | 14 | - | - | 196 |
| 15 | 1 | 58.7 | 14 | - | - | 413 |
| 16 | 2 | 65.9 | 14 | 1478 | - | 170 |
| 17 | 1 | 72.7 | 14 | - | - | 564 |
| Detection Check (1=Detection; 0=No Detection) | | | | | | 1 |

| Trial Number | | | 11 | | | |
|---|---|---|---|---|---|---|
| Number of Bursts in Trial | | | 18 | | | |
| Chirp Center Frequency | | | 5497 | | | |
| Burst | No. of Pulses | Pulse Width (us) | Chirp Width (MHz) | Pulse 1-to-2 Spacing (us) | Pulse 2-to-3 Spacing (us) | Starting Location Within Interval (ms) |
| 1 | 2 | 72.1 | 15 | 1193 | - | 130 |
| 2 | 3 | 76.3 | 15 | 1484 | 1390 | 114 |
| 3 | 1 | 86.1 | 15 | - | - | 14 |
| 4 | 1 | 73.2 | 15 | - | - | 604 |
| 5 | 1 | 81.2 | 15 | - | - | 548 |
| 6 | 2 | 99.5 | 15 | 1398 | - | 173 |
| 7 | 1 | 93.9 | 15 | - | - | 262 |
| 8 | 2 | 75.9 | 15 | 1921 | - | 38 |
| 9 | 3 | 79.2 | 15 | 1100 | 1429 | 84 |
| 10 | 3 | 77 | 15 | 1166 | 1799 | 610 |
| 11 | 1 | 91.8 | 15 | - | - | 339 |
| 12 | 3 | 56.8 | 15 | 1330 | 1556 | 580 |
| 13 | 2 | 83.1 | 15 | 1556 | - | 295 |
| 14 | 2 | 63 | 15 | 1552 | - | 156 |
| 15 | 1 | 65.7 | 15 | - | - | 439 |
| 16 | 1 | 64.5 | 15 | - | - | 188 |
| 17 | 1 | 88.5 | 15 | - | - | 419 |
| 18 | 1 | 60.6 | 15 | - | - | 205 |
| Detection Check (1=Detection; 0=No Detection) | | | | | | 1 |

| Trial Number | | | 12 | | | |
|---|---|---|---|---|---|---|
| Number of Bursts in Trial | | | 19 | | | |
| Chirp Center Frequency | | | 5497 | | | |
| Burst | No. of Pulses | Pulse Width (us) | Chirp Width (MHz) | Pulse 1-to-2 Spacing (us) | Pulse 2-to-3 Spacing (us) | Starting Location Within Interval (ms) |
| 1 | 2 | 90.5 | 16 | 1299 | - | 381 |
| 2 | 2 | 88.4 | 16 | 1418 | - | 327 |
| 3 | 2 | 53.7 | 16 | 1055 | - | 536 |
| 4 | 1 | 80.5 | 16 | - | - | 285 |
| 5 | 1 | 50.4 | 16 | - | - | 398 |
| 6 | 2 | 61.2 | 16 | 1749 | - | 439 |
| 7 | 2 | 78.8 | 16 | 1065 | - | 129 |
| 8 | 3 | 75 | 16 | 1748 | 1820 | 325 |
| 9 | 2 | 96.7 | 16 | 1254 | - | 440 |
| 10 | 3 | 76.3 | 16 | 1848 | 1106 | 397 |
| 11 | 1 | 73.3 | 16 | - | - | 232 |
| 12 | 2 | 92.4 | 16 | 1317 | - | 91 |
| 13 | 2 | 92.4 | 16 | 1854 | - | 256 |
| 14 | 3 | 64.4 | 16 | 1240 | 1634 | 582 |
| 15 | 2 | 67.3 | 16 | 1473 | - | 117 |
| 16 | 2 | 84.1 | 16 | 1795 | - | 202 |
| 17 | 1 | 80.9 | 16 | - | - | 135 |
| 18 | 1 | 74.6 | 16 | - | - | 396 |
| 19 | 2 | 97.6 | 16 | 1805 | - | 615 |
| Detection Check (1=Detection; 0=No Detection) | | | | | | 1 |

| Trial Number | | | 13 | | | |
|---|---|---|---|---|---|---|
| Number of Bursts in Trial | | | 20 | | | |
| Chirp Center Frequency | | | 5498 | | | |
| Burst | No. of Pulses | Pulse Width (us) | Chirp Width (MHz) | Pulse 1-to-2 Spacing (us) | Pulse 2-to-3 Spacing (us) | Starting Location Within Interval (ms) |
| 1 | 2 | 66.1 | 17 | 1417 | - | 388 |
| 2 | 2 | 86.7 | 17 | 1693 | - | 348 |
| 3 | 2 | 70.5 | 17 | 1263 | - | 215 |
| 4 | 2 | 78 | 17 | 1446 | - | 28 |
| 5 | 2 | 66 | 17 | 1185 | - | 585 |
| 6 | 2 | 80.6 | 17 | 1855 | - | 65 |
| 7 | 1 | 95.5 | 17 | - | - | 92 |
| 8 | 1 | 98.8 | 17 | - | - | 68 |
| 9 | 3 | 64.3 | 17 | 1641 | 1108 | 517 |
| 10 | 1 | 75.1 | 17 | - | - | 121 |
| 11 | 2 | 72.6 | 17 | 1499 | - | 448 |
| 12 | 1 | 60.3 | 17 | - | - | 567 |
| 13 | 2 | 54.9 | 17 | 1056 | - | 245 |
| 14 | 2 | 98.8 | 17 | 1023 | - | 584 |
| 15 | 2 | 60.9 | 17 | 1243 | - | 579 |
| 16 | 2 | 62.7 | 17 | 1226 | - | 464 |
| 17 | 1 | 80.1 | 17 | - | - | 89 |
| 18 | 2 | 70.9 | 17 | 1711 | - | 153 |
| 19 | 1 | 90.7 | 17 | - | - | 282 |
| 20 | 1 | 98.9 | 17 | - | - | 71 |
| Detection Check (1=Detection; 0=No Detection) | | | | | | 1 |

| Trial Number | | | 14 | | | |
|---|---|---|---|---|---|---|
| Number of Bursts in Trial | | | 8 | | | |
| Chirp Center Frequency | | | 5499 | | | |
| Burst | No. of Pulses | Pulse Width (us) | Chirp Width (MHz) | Pulse 1-to-2 Spacing (us) | Pulse 2-to-3 Spacing (us) | Starting Location Within Interval (ms) |
| 1 | 2 | 67.5 | 20 | 1542 | - | 947 |
| 2 | 3 | 83.6 | 20 | 1272 | 1696 | 124 |
| 3 | 2 | 93.2 | 20 | 1877 | - | 701 |
| 4 | 1 | 55.6 | 20 | - | - | 1123 |
| 5 | 3 | 84.2 | 20 | 1733 | 1619 | 756 |
| 6 | 3 | 69.1 | 20 | 1612 | 1071 | 1 |
| 7 | 2 | 66.9 | 20 | 1905 | - | 7 |
| 8 | 3 | 86.8 | 20 | 1697 | 1621 | 1082 |
| Detection Check (1=Detection; 0=No Detection) | | | | | | 1 |

| Trial Number | | | 15 | | | |
|---|---|---|---|---|---|---|
| Number of Bursts in Trial | | | 9 | | | |
| Chirp Center Frequency | | | 5498 | | | |
| Burst | No. of Pulses | Pulse Width (us) | Chirp Width (MHz) | Pulse 1-to-2 Spacing (us) | Pulse 2-to-3 Spacing (us) | Starting Location Within Interval (ms) |
| 1 | 2 | 62.2 | 19 | 1571 | - | 949 |
| 2 | 2 | 85 | 19 | 1669 | - | 189 |
| 3 | 2 | 64.5 | 19 | 1505 | - | 176 |
| 4 | 2 | 50.4 | 19 | 1325 | - | 538 |
| 5 | 2 | 66.1 | 19 | 1483 | - | 908 |
| 6 | 2 | 71.2 | 19 | 1110 | - | 1017 |
| 7 | 3 | 53.7 | 19 | 1445 | 1677 | 492 |
| 8 | 3 | 62.5 | 19 | 1596 | 1341 | 349 |
| 9 | 3 | 62 | 19 | 1929 | 1221 | 1105 |
| Detection Check (1=Detection; 0=No Detection) | | | | | | 1 |

| Trial Number | | | 16 | | | |
|---|---|---|---|---|---|---|
| Number of Bursts in Trial | | | 10 | | | |
| Chirp Center Frequency | | | 5498 | | | |
| Burst | No. of Pulses | Pulse Width (us) | Chirp Width (MHz) | Pulse 1-to-2 Spacing (us) | Pulse 2-to-3 Spacing (us) | Starting Location Within Interval (ms) |
| 1 | 2 | 80.5 | 18 | 1910 | - | 284 |
| 2 | 2 | 64.2 | 18 | 1661 | - | 751 |
| 3 | 2 | 90.1 | 18 | 1041 | - | 491 |
| 4 | 2 | 69.8 | 18 | 1495 | - | 107 |
| 5 | 1 | 73.1 | 18 | - | - | 490 |
| 6 | 3 | 77.2 | 18 | 1418 | 1145 | 1155 |
| 7 | 3 | 52.6 | 18 | 1732 | 1787 | 772 |
| 8 | 2 | 71.4 | 18 | 1562 | - | 121 |
| 9 | 2 | 89.8 | 18 | 1491 | - | 89 |
| 10 | 2 | 76.4 | 18 | 1355 | - | 615 |
| Detection Check (1=Detection; 0=No Detection) | | | | | | 0 |

| Trial Number | | | 17 | | | |
|---|---|---|---|---|---|---|
| Number of Bursts in Trial | | | 11 | | | |
| Chirp Center Frequency | | | 5498 | | | |
| Burst | No. of Pulses | Pulse Width (us) | Chirp Width (MHz) | Pulse 1-to-2 Spacing (us) | Pulse 2-to-3 Spacing (us) | Starting Location Within Interval (ms) |
| 1 | 2 | 51.2 | 17 | 1236 | - | 740 |
| 2 | 1 | 71.7 | 17 | - | - | 941 |
| 3 | 2 | 74.7 | 17 | 1164 | - | 370 |
| 4 | 2 | 50.9 | 17 | 1919 | - | 371 |
| 5 | 2 | 65.2 | 17 | 1206 | - | 1033 |
| 6 | 2 | 98 | 17 | 1182 | - | 346 |
| 7 | 2 | 58.7 | 17 | 1612 | - | 639 |
| 8 | 1 | 63.8 | 17 | - | - | 1056 |
| 9 | 3 | 86.3 | 17 | 1545 | 1065 | 205 |
| 10 | 1 | 94.4 | 17 | - | - | 753 |
| 11 | 3 | 88.5 | 17 | 1699 | 1319 | 58 |
| Detection Check (1=Detection; 0=No Detection) | | | | | | 0 |

| Trial Number | | | 18 | | | |
|---|---|---|---|---|---|---|
| Number of Bursts in Trial | | | 12 | | | |
| Chirp Center Frequency | | | 5497 | | | |
| Burst | No. of Pulses | Pulse Width (us) | Chirp Width (MHz) | Pulse 1-to-2 Spacing (us) | Pulse 2-to-3 Spacing (us) | Starting Location Within Interval (ms) |
| 1 | 2 | 88.7 | 16 | 1405 | - | 448 |
| 2 | 3 | 90.2 | 16 | 1544 | 1235 | 621 |
| 3 | 1 | 96.5 | 16 | - | - | 512 |
| 4 | 2 | 80.5 | 16 | 1090 | - | 321 |
| 5 | 2 | 63.7 | 16 | 1268 | - | 798 |
| 6 | 1 | 53.4 | 16 | - | - | 809 |
| 7 | 2 | 52.3 | 16 | 1043 | - | 301 |
| 8 | 3 | 54.7 | 16 | 1701 | 1104 | 796 |
| 9 | 3 | 75.6 | 16 | 1923 | 1729 | 669 |
| 10 | 2 | 59.2 | 16 | 1244 | - | 369 |
| 11 | 1 | 56.3 | 16 | - | - | 51 |
| 12 | 2 | 87.8 | 16 | 1608 | - | 733 |
| Detection Check (1=Detection; 0=No Detection) | | | | | | 1 |

| Trial Number | | | 19 | | | |
|---|---|---|---|---|---|---|
| Number of Bursts in Trial | | | 13 | | | |
| Chirp Center Frequency | | | 5497 | | | |
| Burst | No. of Pulses | Pulse Width (us) | Chirp Width (MHz) | Pulse 1-to-2 Spacing (us) | Pulse 2-to-3 Spacing (us) | Starting Location Within Interval (ms) |
| 1 | 2 | 68.2 | 15 | 1104 | - | 229 |
| 2 | 2 | 58.4 | 15 | 1627 | - | 488 |
| 3 | 3 | 74.7 | 15 | 1861 | 1015 | 137 |
| 4 | 2 | 58.2 | 15 | 1593 | - | 520 |
| 5 | 1 | 51.6 | 15 | - | - | 799 |
| 6 | 2 | 94.7 | 15 | 1469 | - | 43 |
| 7 | 2 | 70.7 | 15 | 1091 | - | 126 |
| 8 | 2 | 82.9 | 15 | 1472 | - | 607 |
| 9 | 3 | 62.7 | 15 | 1168 | 1453 | 527 |
| 10 | 2 | 63.1 | 15 | 1529 | - | 143 |
| 11 | 1 | 96.1 | 15 | - | - | 176 |
| 12 | 2 | 57 | 15 | 1457 | - | 882 |
| 13 | 3 | 95.6 | 15 | 1707 | 1501 | 214 |
| Detection Check (1=Detection; 0=No Detection) | | | | | | 1 |

| Trial Number | | | 20 | | | |
|---|---|---|---|---|---|---|
| Number of Bursts in Trial | | | 14 | | | |
| Chirp Center Frequency | | | 5496 | | | |
| Burst | No. of Pulses | Pulse Width (us) | Chirp Width (MHz) | Pulse 1-to-2 Spacing (us) | Pulse 2-to-3 Spacing (us) | Starting Location Within Interval (ms) |
| 1 | 1 | 95.7 | 14 | - | - | 117 |
| 2 | 1 | 93.1 | 14 | - | - | 720 |
| 3 | 1 | 55.8 | 14 | - | - | 297 |
| 4 | 1 | 76.7 | 14 | - | - | 284 |
| 5 | 2 | 68 | 14 | 1686 | - | 472 |
| 6 | 3 | 94.1 | 14 | 1796 | 1393 | 264 |
| 7 | 2 | 53.9 | 14 | 1293 | - | 525 |
| 8 | 1 | 99.3 | 14 | - | - | 155 |
| 9 | 2 | 73.3 | 14 | 1458 | - | 65 |
| 10 | 2 | 93.3 | 14 | 1196 | - | 451 |
| 11 | 3 | 55.8 | 14 | 1895 | 1034 | 243 |
| 12 | 1 | 66.4 | 14 | - | - | 228 |
| 13 | 2 | 65.6 | 14 | 1732 | - | 746 |
| 14 | 2 | 76.5 | 14 | 1187 | - | 522 |
| Detection Check (1=Detection; 0=No Detection) | | | | | | 1 |

| Trial Number | | | 21 | | | |
|---|---|---|---|---|---|---|
| Number of Bursts in Trial | | | 15 | | | |
| Chirp Center Frequency | | | 5524 | | | |
| Burst | No. of Pulses | Pulse Width (us) | Chirp Width (MHz) | Pulse 1-to-2 Spacing (us) | Pulse 2-to-3 Spacing (us) | Starting Location Within Interval (ms) |
| 1 | 1 | 85.1 | 13 | - | - | 565 |
| 2 | 2 | 72.5 | 13 | 1648 | - | 211 |
| 3 | 1 | 67.5 | 13 | - | - | 348 |
| 4 | 2 | 56.1 | 13 | 1360 | - | 156 |
| 5 | 1 | 71.1 | 13 | - | - | 718 |
| 6 | 2 | 93.1 | 13 | 1391 | - | 400 |
| 7 | 1 | 56.5 | 13 | - | - | 482 |
| 8 | 1 | 63.8 | 13 | - | - | 703 |
| 9 | 2 | 67.4 | 13 | 1727 | - | 780 |
| 10 | 1 | 52.3 | 13 | - | - | 102 |
| 11 | 3 | 62.4 | 13 | 1228 | 1715 | 304 |
| 12 | 2 | 53.3 | 13 | 1630 | - | 57 |
| 13 | 2 | 83.1 | 13 | 1205 | - | 768 |
| 14 | 2 | 93.7 | 13 | 1085 | - | 461 |
| 15 | 2 | 90.7 | 13 | 1297 | - | 746 |
| Detection Check (1=Detection; 0=No Detection) | | | | | | 1 |

| Trial Number | | | 22 | | | |
|---|---|---|---|---|---|---|
| Number of Bursts in Trial | | | 16 | | | |
| Chirp Center Frequency | | | 5525 | | | |
| Burst | No. of Pulses | Pulse Width (us) | Chirp Width (MHz) | Pulse 1-to-2 Spacing (us) | Pulse 2-to-3 Spacing (us) | Starting Location Within Interval (ms) |
| 1 | 2 | 98.8 | 12 | 1439 | - | 95 |
| 2 | 1 | 54.5 | 12 | - | - | 676 |
| 3 | 2 | 80.5 | 12 | 1360 | - | 8 |
| 4 | 2 | 55.9 | 12 | 1906 | - | 373 |
| 5 | 2 | 72.1 | 12 | 1623 | - | 254 |
| 6 | 2 | 84.4 | 12 | 1604 | - | 480 |
| 7 | 1 | 78.5 | 12 | - | - | 663 |
| 8 | 1 | 88 | 12 | - | - | 314 |
| 9 | 2 | 74.7 | 12 | 1157 | - | 596 |
| 10 | 2 | 97.1 | 12 | 1673 | - | 264 |
| 11 | 1 | 81.6 | 12 | - | - | 740 |
| 12 | 1 | 83.6 | 12 | - | - | 163 |
| 13 | 3 | 87.6 | 12 | 1757 | 1322 | 628 |
| 14 | 2 | 58.5 | 12 | 1372 | - | 132 |
| 15 | 3 | 91.8 | 12 | 1767 | 1183 | 106 |
| 16 | 2 | 58.8 | 12 | 1432 | - | 659 |
| Detection Check (1=Detection; 0=No Detection) | | | | | | 1 |

| Trial Number | | | 23 | | | |
|---|---|---|---|---|---|---|
| Number of Bursts in Trial | | | 17 | | | |
| Chirp Center Frequency | | | 5525 | | | |
| Burst | No. of Pulses | Pulse Width (us) | Chirp Width (MHz) | Pulse 1-to-2 Spacing (us) | Pulse 2-to-3 Spacing (us) | Starting Location Within Interval (ms) |
| 1 | 1 | 96 | 11 | - | - | 284 |
| 2 | 2 | 92.5 | 11 | 1241 | - | 488 |
| 3 | 2 | 89.5 | 11 | 1347 | - | 76 |
| 4 | 2 | 74.8 | 11 | 1607 | - | 688 |
| 5 | 2 | 60.6 | 11 | 1523 | - | 28 |
| 6 | 2 | 71.5 | 11 | 1659 | - | 383 |
| 7 | 2 | 71.1 | 11 | 1454 | - | 182 |
| 8 | 1 | 98.7 | 11 | - | - | 20 |
| 9 | 2 | 85.1 | 11 | 1770 | - | 576 |
| 10 | 2 | 89.2 | 11 | 1086 | - | 410 |
| 11 | 2 | 60.7 | 11 | 1101 | - | 458 |
| 12 | 2 | 75.2 | 11 | 1719 | - | 348 |
| 13 | 2 | 75.7 | 11 | 1799 | - | 481 |
| 14 | 3 | 56.7 | 11 | 1132 | 1884 | 587 |
| 15 | 2 | 65 | 11 | 1885 | - | 480 |
| 16 | 2 | 64.6 | 11 | 1910 | - | 195 |
| 17 | 3 | 69.9 | 11 | 1410 | 1190 | 396 |
| Detection Check (1=Detection; 0=No Detection) | | | | | | 1 |

| Trial Number | | | 24 | | | |
|---|---|---|---|---|---|---|
| Number of Bursts in Trial | | | 18 | | | |
| Chirp Center Frequency | | | 5525 | | | |
| Burst | No. of Pulses | Pulse Width (us) | Chirp Width (MHz) | Pulse 1-to-2 Spacing (us) | Pulse 2-to-3 Spacing (us) | Starting Location Within Interval (ms) |
| 1 | 3 | 83.8 | 10 | 1290 | 1021 | 536 |
| 2 | 2 | 66.9 | 10 | 1112 | - | 44 |
| 3 | 3 | 91 | 10 | 1220 | 1504 | 611 |
| 4 | 2 | 86.1 | 10 | 1678 | - | 456 |
| 5 | 3 | 65.5 | 10 | 1928 | 1222 | 330 |
| 6 | 1 | 62.6 | 10 | - | - | 297 |
| 7 | 3 | 68.7 | 10 | 1505 | 1200 | 351 |
| 8 | 3 | 59.2 | 10 | 1452 | 1114 | 230 |
| 9 | 1 | 73.9 | 10 | - | - | 222 |
| 10 | 1 | 77.2 | 10 | - | - | 57 |
| 11 | 2 | 96.4 | 10 | 1357 | - | 399 |
| 12 | 2 | 99.9 | 10 | 1173 | - | 299 |
| 13 | 2 | 99.9 | 10 | 1520 | - | 464 |
| 14 | 1 | 86.7 | 10 | - | - | 294 |
| 15 | 1 | 92.6 | 10 | - | - | 653 |
| 16 | 1 | 77.1 | 10 | - | - | 550 |
| 17 | 2 | 81.1 | 10 | 1664 | - | 566 |
| 18 | 3 | 68.4 | 10 | 1536 | 1309 | 580 |
| Detection Check (1=Detection; 0=No Detection) | | | | | | 1 |

| Trial Number | | | 25 | | | |
|---|---|---|---|---|---|---|
| Number of Bursts in Trial | | | 19 | | | |
| Chirp Center Frequency | | | 5526 | | | |
| Burst | No. of Pulses | Pulse Width (us) | Chirp Width (MHz) | Pulse 1-to-2 Spacing (us) | Pulse 2-to-3 Spacing (us) | Starting Location Within Interval (ms) |
| 1 | 3 | 68.2 | 9 | 1723 | 1868 | 471 |
| 2 | 3 | 83.7 | 9 | 1711 | 1405 | 368 |
| 3 | 2 | 69.7 | 9 | 1781 | - | 425 |
| 4 | 1 | 59.7 | 9 | - | - | 440 |
| 5 | 2 | 96.7 | 9 | 1484 | - | 123 |
| 6 | 2 | 95.8 | 9 | 1319 | - | 261 |
| 7 | 3 | 71.3 | 9 | 1095 | 1354 | 332 |
| 8 | 3 | 53.2 | 9 | 1527 | 1427 | 427 |
| 9 | 2 | 69.5 | 9 | 1771 | - | 397 |
| 10 | 3 | 63.9 | 9 | 1075 | 1447 | 67 |
| 11 | 2 | 93.4 | 9 | 1783 | - | 174 |
| 12 | 2 | 77.3 | 9 | 1564 | - | 17 |
| 13 | 2 | 73.1 | 9 | 1294 | - | 216 |
| 14 | 1 | 77.4 | 9 | - | - | 292 |
| 15 | 3 | 57.2 | 9 | 1722 | 1886 | 619 |
| 16 | 2 | 68.7 | 9 | 1629 | - | 233 |
| 17 | 1 | 60.8 | 9 | - | - | 226 |
| 18 | 3 | 69.7 | 9 | 1128 | 1224 | 599 |
| 19 | 1 | 62.2 | 9 | - | - | 433 |
| Detection Check (1=Detection; 0=No Detection) | | | | | | 1 |

| Trial Number | | | 26 | | | |
|---|---|---|---|---|---|---|
| Number of Bursts in Trial | | | 20 | | | |
| Chirp Center Frequency | | | 5526 | | | |
| Burst | No. of Pulses | Pulse Width (us) | Chirp Width (MHz) | Pulse 1-to-2 Spacing (us) | Pulse 2-to-3 Spacing (us) | Starting Location Within Interval (ms) |
| 1 | 1 | 80.5 | 8 | - | - | 90 |
| 2 | 3 | 62.6 | 8 | 1406 | 1343 | 319 |
| 3 | 3 | 85.6 | 8 | 1190 | 1529 | 384 |
| 4 | 2 | 83.9 | 8 | 1208 | - | 567 |
| 5 | 2 | 92.4 | 8 | 1488 | - | 234 |
| 6 | 2 | 54 | 8 | 1529 | - | 535 |
| 7 | 3 | 81.3 | 8 | 1501 | 1812 | 325 |
| 8 | 1 | 98.5 | 8 | - | - | 532 |
| 9 | 1 | 85.8 | 8 | - | - | 272 |
| 10 | 2 | 84.7 | 8 | 1593 | - | 182 |
| 11 | 2 | 83.3 | 8 | 1705 | - | 134 |
| 12 | 2 | 79.8 | 8 | 1567 | - | 286 |
| 13 | 1 | 77.9 | 8 | - | - | 368 |
| 14 | 3 | 98.4 | 8 | 1510 | 1569 | 290 |
| 15 | 2 | 79.9 | 8 | 1588 | - | 231 |
| 16 | 3 | 78 | 8 | 1140 | 1353 | 353 |
| 17 | 3 | 55.2 | 8 | 1700 | 1327 | 53 |
| 18 | 3 | 71.9 | 8 | 1081 | 1224 | 44 |
| 19 | 1 | 62 | 8 | - | - | 298 |
| 20 | 3 | 70.5 | 8 | 1888 | 1442 | 529 |
| Detection Check (1=Detection; 0=No Detection) | | | | | | 1 |

| Trial Number | | | 27 | | | |
|---|---|---|---|---|---|---|
| Number of Bursts in Trial | | | 8 | | | |
| Chirp Center Frequency | | | 5522 | | | |
| Burst | No. of Pulses | Pulse Width (us) | Chirp Width (MHz) | Pulse 1-to-2 Spacing (us) | Pulse 2-to-3 Spacing (us) | Starting Location Within Interval (ms) |
| 1 | 2 | 69.1 | 18 | 1076 | - | 1436 |
| 2 | 2 | 62.1 | 18 | 1688 | - | 22 |
| 3 | 2 | 94.8 | 18 | 1891 | - | 897 |
| 4 | 1 | 75.8 | 18 | - | - | 1186 |
| 5 | 2 | 65.4 | 18 | 1713 | - | 589 |
| 6 | 2 | 97.7 | 18 | 1292 | - | 614 |
| 7 | 3 | 98.1 | 18 | 1670 | 1711 | 506 |
| 8 | 2 | 85.4 | 18 | 1672 | - | 776 |
| Detection Check (1=Detection; 0=No Detection) | | | | | | 1 |

| Trial Number | | | 28 | | | |
|---|---|---|---|---|---|---|
| Number of Bursts in Trial | | | 9 | | | |
| Chirp Center Frequency | | | 5522 | | | |
| Burst | No. of Pulses | Pulse Width (us) | Chirp Width (MHz) | Pulse 1-to-2 Spacing (us) | Pulse 2-to-3 Spacing (us) | Starting Location Within Interval (ms) |
| 1 | 3 | 82 | 19 | 1233 | 1713 | 679 |
| 2 | 3 | 87.7 | 19 | 1554 | 1123 | 473 |
| 3 | 2 | 98.9 | 19 | 1518 | - | 869 |
| 4 | 1 | 55 | 19 | - | - | 719 |
| 5 | 1 | 93.6 | 19 | - | - | 902 |
| 6 | 2 | 58.7 | 19 | 1641 | - | 1243 |
| 7 | 2 | 88.7 | 19 | 1387 | - | 410 |
| 8 | 1 | 60.3 | 19 | - | - | 1154 |
| 9 | 1 | 97.7 | 19 | - | - | 512 |
| Detection Check (1=Detection; 0=No Detection) | | | | | | 0 |

| Trial Number | | | 29 | | | |
|---|---|---|---|---|---|---|
| Number of Bursts in Trial | | | 10 | | | |
| Chirp Center Frequency | | | 5521 | | | |
| Burst | No. of Pulses | Pulse Width (us) | Chirp Width (MHz) | Pulse 1-to-2 Spacing (us) | Pulse 2-to-3 Spacing (us) | Starting Location Within Interval (ms) |
| 1 | 1 | 69.6 | 20 | - | - | 1131 |
| 2 | 1 | 74.5 | 20 | - | - | 290 |
| 3 | 1 | 60.9 | 20 | - | - | 895 |
| 4 | 1 | 74.6 | 20 | - | - | 202 |
| 5 | 2 | 99.3 | 20 | 1501 | - | 139 |
| 6 | 2 | 95.3 | 20 | 1065 | - | 854 |
| 7 | 2 | 91.9 | 20 | 1722 | - | 219 |
| 8 | 2 | 51 | 20 | 1285 | - | 57 |
| 9 | 2 | 87.7 | 20 | 1747 | - | 141 |
| 10 | 1 | 87.2 | 20 | - | - | 596 |
| Detection Check (1=Detection; 0=No Detection) | | | | | | 0 |

| Trial Number | | | 30 | | | |
|---|---|---|---|---|---|---|
| Number of Bursts in Trial | | | 11 | | | |
| Chirp Center Frequency | | | 5527 | | | |
| Burst | No. of Pulses | Pulse Width (us) | Chirp Width (MHz) | Pulse 1-to-2 Spacing (us) | Pulse 2-to-3 Spacing (us) | Starting Location Within Interval (ms) |
| 1 | 3 | 59.9 | 5 | 1901 | 1196 | 935 |
| 2 | 2 | 77.1 | 5 | 1590 | - | 1038 |
| 3 | 2 | 62.7 | 5 | 1227 | - | 690 |
| 4 | 1 | 77.1 | 5 | - | - | 547 |
| 5 | 3 | 99.8 | 5 | 1798 | 1790 | 551 |
| 6 | 2 | 61.5 | 5 | 1135 | - | 876 |
| 7 | 2 | 77.5 | 5 | 1583 | - | 448 |
| 8 | 2 | 57.3 | 5 | 1890 | - | 736 |
| 9 | 2 | 53.5 | 5 | 1757 | - | 362 |
| 10 | 1 | 66.6 | 5 | - | - | 836 |
| 11 | 3 | 80.7 | 5 | 1811 | 1289 | 410 |
| Detection Check (1=Detection; 0=No Detection) | | | | | | 1 |

*Type 6 Radar Statistical Performance*

| Trial # | Test Freq. (MHz) | Pulses / Hop | Pulse Width (us) | PRI (us) | 1=Detection 0=No Detection |
|---|---|---|---|---|---|
| 1 | 5510 | 9 | 1 | 333 | 1 |
| 2 | 5510 | 9 | 1 | 333 | 1 |
| 3 | 5510 | 9 | 1 | 333 | 1 |
| 4 | 5510 | 9 | 1 | 333 | 1 |
| 5 | 5510 | 9 | 1 | 333 | 1 |
| 6 | 5510 | 9 | 1 | 333 | 1 |
| 7 | 5510 | 9 | 1 | 333 | 1 |
| 8 | 5510 | 9 | 1 | 333 | 1 |
| 9 | 5510 | 9 | 1 | 333 | 1 |
| 10 | 5510 | 9 | 1 | 333 | 1 |
| 11 | 5510 | 9 | 1 | 333 | 1 |
| 12 | 5510 | 9 | 1 | 333 | 1 |
| 13 | 5510 | 9 | 1 | 333 | 1 |
| 14 | 5510 | 9 | 1 | 333 | 1 |
| 15 | 5510 | 9 | 1 | 333 | 1 |
| 16 | 5510 | 9 | 1 | 333 | 1 |
| 17 | 5510 | 9 | 1 | 333 | 1 |
| 18 | 5510 | 9 | 1 | 333 | 1 |
| 19 | 5510 | 9 | 1 | 333 | 1 |
| 20 | 5510 | 9 | 1 | 333 | 1 |
| 21 | 5510 | 9 | 1 | 333 | 1 |
| 22 | 5510 | 9 | 1 | 333 | 1 |
| 23 | 5510 | 9 | 1 | 333 | 1 |
| 24 | 5510 | 9 | 1 | 333 | 1 |
| 25 | 5510 | 9 | 1 | 333 | 1 |
| 26 | 5510 | 9 | 1 | 333 | 1 |
| 27 | 5510 | 9 | 1 | 333 | 1 |
| 28 | 5510 | 9 | 1 | 333 | 1 |
| 29 | 5510 | 9 | 1 | 333 | 1 |
| 30 | 5510 | 9 | 1 | 333 | 1 |
| Detection Percentage (%) | | | | | 100.000 |
| Limit | | | | | 70% |
| **Test Result** | | | | | **Complied** |

**Modulation Mode: 802.11ax (HEW80)**

***Type 1 Radar Statistical Performance***

| Trial # | Test Freq. (MHz) | Pulse Repetition Frequency Number | Pulse Repetition Frequency (Pulse Per Second) | PRI (us) | 1=Detection 0=No Detection |
|---|---|---|---|---|---|
| 1 | 5568 | 1 | 1930.5 | 518 | 1 |
| 2 | 5508 | 23 | 326.2 | 3066 | 1 |
| 3 | 5513 | 19 | 1139.0 | 878 | 1 |
| 4 | 5555 | 12 | 1355.0 | 738 | 1 |
| 5 | 5536 | 4 | 1730.1 | 578 | 1 |
| 6 | 5503 | 8 | 1519.8 | 658 | 1 |
| 7 | 5530 | 15 | 1253.1 | 798 | 1 |
| 8 | 5532 | 6 | 1618.1 | 618 | 1 |
| 9 | 5513 | 14 | 1285.3 | 778 | 1 |
| 10 | 5535 | 3 | 1792.1 | 558 | 1 |
| 11 | 5521 | 13 | 1319.3 | 758 | 1 |
| 12 | 5494 | 9 | 1474.9 | 678 | 1 |
| 13 | 5499 | 7 | 1567.4 | 638 | 0 |
| 14 | 5546 | 17 | 1193.3 | 838 | 1 |
| 15 | 5560 | 10 | 1432.7 | 698 | 1 |
| 16 | 5523 | - | 1692.0 | 591 | 1 |
| 17 | 5514 | - | 328.1 | 3048 | 1 |
| 18 | 5516 | - | 373.4 | 2678 | 1 |
| 19 | 5525 | - | 574.4 | 1741 | 1 |
| 20 | 5543 | - | 1216.5 | 822 | 1 |
| 21 | 5494 | - | 801.3 | 1248 | 1 |
| 22 | 5565 | - | 488.5 | 2047 | 1 |
| 23 | 5502 | - | 956.0 | 1046 | 1 |
| 24 | 5567 | - | 517.6 | 1932 | 1 |
| 25 | 5550 | - | 1422.5 | 703 | 1 |
| 26 | 5534 | - | 542.0 | 1845 | 0 |
| 27 | 5524 | - | 741.3 | 1349 | 1 |
| 28 | 5548 | - | 881.8 | 1134 | 1 |
| 29 | 5532 | - | 427.4 | 2340 | 1 |
| 30 | 5538 | - | 628.9 | 1590 | 1 |
| Detection Percentage (%) | | | | | 93.333 |
| Limit | | | | | 60% |
| **Test Result** | | | | | **Complied** |

***Type 2 Radar Statistical Performance***

| Trial # | Test Freq. (MHz) | Pulse Width (us) | PRI (us) | Pulses / Burst | 1=Detection 0=No Detection |
|---|---|---|---|---|---|
| 1 | 5513 | 2.6 | 221 | 23 | 0 |
| 2 | 5544 | 4.6 | 198 | 27 | 1 |
| 3 | 5555 | 1.1 | 184 | 29 | 1 |
| 4 | 5554 | 4.8 | 203 | 24 | 0 |
| 5 | 5554 | 2.4 | 162 | 25 | 1 |
| 6 | 5498 | 3.4 | 204 | 28 | 1 |
| 7 | 5513 | 2.3 | 170 | 27 | 1 |
| 8 | 5528 | 3.5 | 184 | 23 | 0 |
| 9 | 5518 | 4.9 | 150 | 27 | 1 |
| 10 | 5514 | 4.6 | 211 | 29 | 1 |
| 11 | 5545 | 2.9 | 158 | 23 | 1 |
| 12 | 5513 | 2.6 | 226 | 27 | 1 |
| 13 | 5568 | 1.6 | 204 | 26 | 1 |
| 14 | 5538 | 3.9 | 181 | 25 | 1 |
| 15 | 5501 | 4.6 | 202 | 24 | 1 |
| 16 | 5505 | 4.1 | 194 | 27 | 1 |
| 17 | 5512 | 2.3 | 193 | 28 | 1 |
| 18 | 5551 | 3.9 | 173 | 29 | 1 |
| 19 | 5531 | 4.3 | 188 | 23 | 1 |
| 20 | 5567 | 1.5 | 215 | 26 | 1 |
| 21 | 5521 | 4.9 | 227 | 27 | 1 |
| 22 | 5532 | 1.1 | 199 | 23 | 1 |
| 23 | 5558 | 4.5 | 155 | 29 | 1 |
| 24 | 5505 | 4.0 | 190 | 27 | 1 |
| 25 | 5518 | 2.4 | 151 | 23 | 1 |
| 26 | 5566 | 2.5 | 180 | 28 | 0 |
| 27 | 5542 | 2.5 | 228 | 23 | 1 |
| 28 | 5545 | 2.5 | 203 | 25 | 1 |
| 29 | 5501 | 1.5 | 188 | 25 | 1 |
| 30 | 5505 | 1.9 | 217 | 24 | 1 |
| Detection Percentage (%) | | | | | 86.667 |
| Limit | | | | | 60% |
| **Test Result** | | | | | **Complied** |

*Type 3 Radar Statistical Performance*

| Trial # | Test Freq. (MHz) | Pulse Width (us) | PRI (us) | Pulses / Burst | 1=Detection 0=No Detection |
|---|---|---|---|---|---|
| 1 | 5543 | 8.0 | 205 | 16 | 1 |
| 2 | 5563 | 6.7 | 382 | 18 | 0 |
| 3 | 5496 | 8.6 | 418 | 16 | 0 |
| 4 | 5559 | 9.4 | 351 | 17 | 0 |
| 5 | 5492 | 7.4 | 383 | 18 | 1 |
| 6 | 5551 | 9.8 | 232 | 16 | 1 |
| 7 | 5520 | 9.1 | 377 | 17 | 1 |
| 8 | 5561 | 9.6 | 457 | 16 | 1 |
| 9 | 5560 | 8.0 | 471 | 18 | 0 |
| 10 | 5543 | 9.0 | 304 | 18 | 1 |
| 11 | 5511 | 8.0 | 316 | 17 | 1 |
| 12 | 5501 | 9.8 | 325 | 16 | 1 |
| 13 | 5526 | 8.0 | 409 | 17 | 1 |
| 14 | 5537 | 9.9 | 200 | 17 | 0 |
| 15 | 5509 | 8.8 | 458 | 16 | 1 |
| 16 | 5522 | 8.0 | 232 | 18 | 1 |
| 17 | 5542 | 8.3 | 250 | 16 | 1 |
| 18 | 5523 | 8.7 | 270 | 16 | 1 |
| 19 | 5519 | 7.7 | 350 | 17 | 1 |
| 20 | 5557 | 7.1 | 230 | 16 | 1 |
| 21 | 5492 | 7.3 | 416 | 18 | 0 |
| 22 | 5519 | 7.6 | 498 | 18 | 1 |
| 23 | 5544 | 7.3 | 286 | 17 | 1 |
| 24 | 5561 | 7.3 | 287 | 16 | 1 |
| 25 | 5532 | 7.5 | 462 | 17 | 1 |
| 26 | 5544 | 6.2 | 300 | 17 | 1 |
| 27 | 5551 | 6.4 | 323 | 18 | 0 |
| 28 | 5553 | 7.1 | 420 | 16 | 0 |
| 29 | 5522 | 7.2 | 395 | 18 | 1 |
| 30 | 5543 | 8.4 | 377 | 16 | 1 |
| Detection Percentage (%) | | | | | 73.333 |
| Limit | | | | | 60% |
| **Test Result** | | | | | **Complied** |

***Type 4 Radar Statistical Performance***

| *Trial #* | *Test Freq. (MHz)* | *Pulse Width (us)* | *PRI (us)* | *Pulses / Burst* | *1=Detection 0=No Detection* |
|---|---|---|---|---|---|
| 1 | 5525 | 18.0 | 242 | 15 | 0 |
| 2 | 5545 | 19.9 | 279 | 12 | 1 |
| 3 | 5493 | 12.9 | 487 | 14 | 1 |
| 4 | 5539 | 15.0 | 452 | 13 | 0 |
| 5 | 5535 | 16.3 | 230 | 12 | 1 |
| 6 | 5563 | 19.8 | 238 | 13 | 1 |
| 7 | 5496 | 18.2 | 420 | 16 | 0 |
| 8 | 5509 | 16.3 | 452 | 15 | 1 |
| 9 | 5504 | 14.2 | 495 | 12 | 1 |
| 10 | 5513 | 17.8 | 228 | 16 | 1 |
| 11 | 5526 | 19.1 | 211 | 16 | 1 |
| 12 | 5541 | 18.4 | 283 | 15 | 1 |
| 13 | 5536 | 11.8 | 411 | 12 | 1 |
| 14 | 5496 | 14.2 | 284 | 13 | 1 |
| 15 | 5513 | 13.9 | 202 | 12 | 0 |
| 16 | 5566 | 17.8 | 340 | 14 | 1 |
| 17 | 5542 | 15.6 | 290 | 16 | 0 |
| 18 | 5511 | 14.6 | 250 | 16 | 0 |
| 19 | 5515 | 14.4 | 484 | 15 | 1 |
| 20 | 5547 | 18.9 | 387 | 13 | 1 |
| 21 | 5517 | 11.1 | 348 | 15 | 1 |
| 22 | 5513 | 13.8 | 291 | 16 | 1 |
| 23 | 5498 | 14.3 | 295 | 12 | 1 |
| 24 | 5502 | 12.5 | 300 | 12 | 1 |
| 25 | 5553 | 12.5 | 322 | 14 | 1 |
| 26 | 5497 | 12.5 | 383 | 13 | 0 |
| 27 | 5528 | 15.7 | 322 | 16 | 0 |
| 28 | 5520 | 19.8 | 469 | 13 | 1 |
| 29 | 5510 | 18.6 | 406 | 15 | 0 |
| 30 | 5499 | 15.9 | 238 | 14 | 1 |
| Detection Percentage (%) | | | | | 70.000 |
| Limit | | | | | 60% |
| **Test Result** | | | | | **Complied** |

***Total Type 1~4 Radar Statistical Performance***

| Radar Type # | Detection Percentage (%) |
|---|---|
| 1 | 93.333 |
| 2 | 86.667 |
| 3 | 73.333 |
| 4 | 70.000 |
| Aggregate (Radar Types 1-4) | 80.833 |
| Limit | 80% |
| **Test Result** | **Complied** |

***Type 5 Radar Statistical Performance***

| Center Freq. (MHz) | Low Edge (MHz) | High Edge (MHz) | VSG Freq. (MHz) | Detection |
|---|---|---|---|---|
| 5530 | 5491 | 5568 | | |
| Trial | Chirp | Offset | | |
| 1 | 5 | 2 | 5530.0 | 1 |
| 2 | 20 | 8 | 5530.0 | 0 |
| 3 | 7 | 2.8 | 5530.0 | 1 |
| 4 | 8 | 3.2 | 5530.0 | 1 |
| 5 | 9 | 3.6 | 5530.0 | 1 |
| 6 | 10 | 4 | 5530.0 | 1 |
| 7 | 11 | 4.4 | 5530.0 | 1 |
| 8 | 12 | 4.8 | 5530.0 | 1 |
| 9 | 13 | 5.2 | 5530.0 | 1 |
| 10 | 14 | 5.6 | 5530.0 | 0 |
| 11 | 15 | 6 | 5497.0 | 1 |
| 12 | 16 | 6.4 | 5497.4 | 1 |
| 13 | 17 | 6.8 | 5497.8 | 1 |
| 14 | 20 | 8 | 5499.0 | 1 |
| 15 | 19 | 7.6 | 5498.6 | 1 |
| 16 | 18 | 7.2 | 5498.2 | 1 |
| 17 | 17 | 6.8 | 5497.8 | 0 |
| 18 | 16 | 6.4 | 5497.4 | 1 |
| 19 | 15 | 6 | 5497.0 | 1 |
| 20 | 14 | 5.6 | 5496.6 | 1 |
| 21 | 13 | 5.2 | 5563.8 | 1 |
| 22 | 12 | 4.8 | 5564.2 | 1 |
| 23 | 11 | 4.4 | 5564.6 | 1 |
| 24 | 10 | 4 | 5565.0 | 0 |
| 25 | 9 | 3.6 | 5565.4 | 1 |
| 26 | 8 | 3.2 | 5565.8 | 1 |
| 27 | 18 | 7.2 | 5561.8 | 1 |
| 28 | 19 | 7.6 | 5561.4 | 0 |
| 29 | 20 | 8 | 5561.0 | 0 |
| 30 | 5 | 2 | 5567.0 | 1 |
| Total | | | | 24 |
| Detection Percentage (%) | | | | 80% |
| Limit | | | | 80% |
| **Test Result** | | | | **Complied** |

| Trial Number | | | 1 | | | |
|---|---|---|---|---|---|---|
| Number of Bursts in Trial | | | 8 | | | |
| Chirp Center Frequency | | | 5530 | | | |
| Burst | No. of Pulses | Pulse Width (us) | Chirp Width (MHz) | Pulse 1-to-2 Spacing (us) | Pulse 2-to-3 Spacing (us) | Starting Location Within Interval (ms) |
| 1 | 1 | 62.1 | 5 | - | - | 1091 |
| 2 | 2 | 56 | 5 | 1729 | - | 133 |
| 3 | 2 | 91.3 | 5 | 1230 | - | 1057 |
| 4 | 3 | 50.7 | 5 | 1762 | 1616 | 1442 |
| 5 | 2 | 92.6 | 5 | 1723 | - | 544 |
| 6 | 2 | 87.3 | 5 | 1302 | - | 1089 |
| 7 | 2 | 59.5 | 5 | 1291 | - | 1374 |
| 8 | 2 | 52.2 | 5 | 1653 | - | 1237 |
| Detection Check (1=Detection; 0=No Detection) | | | | | | 1 |

| Trial Number | | | 2 | | | |
|---|---|---|---|---|---|---|
| Number of Bursts in Trial | | | 9 | | | |
| Chirp Center Frequency | | | 5530 | | | |
| Burst | No. of Pulses | Pulse Width (us) | Chirp Width (MHz) | Pulse 1-to-2 Spacing (us) | Pulse 2-to-3 Spacing (us) | Starting Location Within Interval (ms) |
| 1 | 3 | 90 | 20 | 1007 | 1326 | 30 |
| 2 | 2 | 73.7 | 20 | 1785 | - | 979 |
| 3 | 1 | 78.1 | 20 | - | - | 683 |
| 4 | 2 | 92.4 | 20 | 1281 | - | 950 |
| 5 | 1 | 61.2 | 20 | - | - | 612 |
| 6 | 3 | 67.2 | 20 | 1525 | 1870 | 17 |
| 7 | 1 | 78.5 | 20 | - | - | 429 |
| 8 | 2 | 60.3 | 20 | 1931 | - | 936 |
| 9 | 3 | 92.9 | 20 | 1403 | 1476 | 548 |
| Detection Check (1=Detection; 0=No Detection) | | | | | | 0 |

| Trial Number | | | 3 | | | |
|---|---|---|---|---|---|---|
| Number of Bursts in Trial | | | 10 | | | |
| Chirp Center Frequency | | | 5530 | | | |
| Burst | No. of Pulses | Pulse Width (us) | Chirp Width (MHz) | Pulse 1-to-2 Spacing (us) | Pulse 2-to-3 Spacing (us) | Starting Location Within Interval (ms) |
| 1 | 3 | 63.4 | 7 | 1574 | 1607 | 801 |
| 2 | 1 | 98 | 7 | - | - | 966 |
| 3 | 1 | 58.7 | 7 | - | - | 185 |
| 4 | 1 | 88 | 7 | - | - | 1012 |
| 5 | 3 | 79.5 | 7 | 1562 | 1370 | 943 |
| 6 | 3 | 57.1 | 7 | 1900 | 1188 | 686 |
| 7 | 2 | 64.4 | 7 | 1090 | - | 599 |
| 8 | 1 | 78.7 | 7 | - | - | 1089 |
| 9 | 1 | 69.3 | 7 | - | - | 188 |
| 10 | 3 | 55.3 | 7 | 1375 | 1691 | 933 |
| Detection Check (1=Detection; 0=No Detection) | | | | | | 1 |

| Trial Number | | | 4 | | | |
|---|---|---|---|---|---|---|
| Number of Bursts in Trial | | | 11 | | | |
| Chirp Center Frequency | | | 5530 | | | |
| Burst | No. of Pulses | Pulse Width (us) | Chirp Width (MHz) | Pulse 1-to-2 Spacing (us) | Pulse 2-to-3 Spacing (us) | Starting Location Within Interval (ms) |
| 1 | 2 | 74.3 | 8 | 1642 | - | 24 |
| 2 | 1 | 83.1 | 8 | - | - | 985 |
| 3 | 2 | 59.5 | 8 | 1680 | - | 988 |
| 4 | 2 | 59.8 | 8 | 1786 | - | 800 |
| 5 | 2 | 77.6 | 8 | 1617 | - | 339 |
| 6 | 2 | 79.9 | 8 | 1553 | - | 1040 |
| 7 | 1 | 56 | 8 | - | - | 544 |
| 8 | 3 | 71.4 | 8 | 1406 | 1927 | 452 |
| 9 | 1 | 97.4 | 8 | - | - | 204 |
| 10 | 2 | 98.3 | 8 | 1037 | - | 926 |
| 11 | 1 | 63.6 | 8 | - | - | 1052 |
| Detection Check (1=Detection; 0=No Detection) | | | | | | 1 |

| Trial Number | | | 5 | | | |
|---|---|---|---|---|---|---|
| Number of Bursts in Trial | | | 12 | | | |
| Chirp Center Frequency | | | 5530 | | | |
| Burst | No. of Pulses | Pulse Width (us) | Chirp Width (MHz) | Pulse 1-to-2 Spacing (us) | Pulse 2-to-3 Spacing (us) | Starting Location Within Interval (ms) |
| 1 | 1 | 50 | 9 | - | - | 557 |
| 2 | 2 | 62.5 | 9 | 1731 | - | 567 |
| 3 | 2 | 55.4 | 9 | 1070 | - | 460 |
| 4 | 1 | 65.7 | 9 | - | - | 4 |
| 5 | 2 | 58 | 9 | 1512 | - | 64 |
| 6 | 2 | 60.9 | 9 | 1230 | - | 650 |
| 7 | 3 | 89.6 | 9 | 1598 | 1738 | 235 |
| 8 | 3 | 84.4 | 9 | 1271 | 1617 | 873 |
| 9 | 3 | 72.3 | 9 | 1498 | 1321 | 901 |
| 10 | 1 | 58.9 | 9 | - | - | 663 |
| 11 | 2 | 74.8 | 9 | 1584 | - | 919 |
| 12 | 1 | 71.8 | 9 | - | - | 375 |
| Detection Check (1=Detection; 0=No Detection) | | | | | | 1 |

| Trial Number | | | 6 | | | |
|---|---|---|---|---|---|---|
| Number of Bursts in Trial | | | 13 | | | |
| Chirp Center Frequency | | | 5530 | | | |
| Burst | No. of Pulses | Pulse Width (us) | Chirp Width (MHz) | Pulse 1-to-2 Spacing (us) | Pulse 2-to-3 Spacing (us) | Starting Location Within Interval (ms) |
| 1 | 2 | 88.1 | 10 | 1257 | - | 846 |
| 2 | 1 | 58.7 | 10 | - | - | 725 |
| 3 | 2 | 97.1 | 10 | 1037 | - | 30 |
| 4 | 3 | 83.1 | 10 | 1029 | 1106 | 490 |
| 5 | 1 | 62.1 | 10 | - | - | 262 |
| 6 | 2 | 71.4 | 10 | 1058 | - | 283 |
| 7 | 2 | 86.3 | 10 | 1867 | - | 49 |
| 8 | 3 | 77.3 | 10 | 1418 | 1876 | 634 |
| 9 | 1 | 78.9 | 10 | - | - | 304 |
| 10 | 3 | 79.2 | 10 | 1055 | 1572 | 564 |
| 11 | 3 | 52 | 10 | 1582 | 1836 | 852 |
| 12 | 3 | 56.5 | 10 | 1195 | 1542 | 525 |
| 13 | 3 | 100 | 10 | 1638 | 1729 | 750 |
| Detection Check (1=Detection; 0=No Detection) | | | | | | 1 |

| Trial Number | | | 7 | | | |
|---|---|---|---|---|---|---|
| Number of Bursts in Trial | | | 14 | | | |
| Chirp Center Frequency | | | 5530 | | | |
| Burst | No. of Pulses | Pulse Width (us) | Chirp Width (MHz) | Pulse 1-to-2 Spacing (us) | Pulse 2-to-3 Spacing (us) | Starting Location Within Interval (ms) |
| 1 | 2 | 92.7 | 11 | 1208 | - | 231 |
| 2 | 2 | 81.3 | 11 | 1144 | - | 804 |
| 3 | 2 | 60.4 | 11 | 1555 | - | 34 |
| 4 | 2 | 62.1 | 11 | 1320 | - | 427 |
| 5 | 1 | 50 | 11 | - | - | 577 |
| 6 | 3 | 65.9 | 11 | 1020 | 1365 | 3 |
| 7 | 2 | 73.8 | 11 | 1308 | - | 51 |
| 8 | 2 | 74.3 | 11 | 1143 | - | 360 |
| 9 | 1 | 62.9 | 11 | - | - | 394 |
| 10 | 2 | 74.8 | 11 | 1404 | - | 317 |
| 11 | 2 | 69.7 | 11 | 1309 | - | 532 |
| 12 | 2 | 69.8 | 11 | 1688 | - | 339 |
| 13 | 2 | 77.4 | 11 | 1857 | - | 381 |
| 14 | 1 | 55.1 | 11 | - | - | 426 |
| Detection Check (1=Detection; 0=No Detection) | | | | | | 1 |

| Trial Number | | | 8 | | | |
|---|---|---|---|---|---|---|
| Number of Bursts in Trial | | | 15 | | | |
| Chirp Center Frequency | | | 5530 | | | |
| Burst | No. of Pulses | Pulse Width (us) | Chirp Width (MHz) | Pulse 1-to-2 Spacing (us) | Pulse 2-to-3 Spacing (us) | Starting Location Within Interval (ms) |
| 1 | 1 | 91.7 | 12 | - | - | 776 |
| 2 | 2 | 90 | 12 | 1196 | - | 187 |
| 3 | 3 | 92.3 | 12 | 1486 | 1853 | 448 |
| 4 | 2 | 66.8 | 12 | 1545 | - | 702 |
| 5 | 1 | 64 | 12 | - | - | 403 |
| 6 | 3 | 95.4 | 12 | 1123 | 1473 | 230 |
| 7 | 3 | 66.8 | 12 | 1867 | 1401 | 604 |
| 8 | 3 | 67.7 | 12 | 1472 | 1397 | 38 |
| 9 | 1 | 68.2 | 12 | - | - | 735 |
| 10 | 2 | 82.2 | 12 | 1297 | - | 610 |
| 11 | 1 | 92.1 | 12 | - | - | 618 |
| 12 | 2 | 57 | 12 | 1764 | - | 705 |
| 13 | 2 | 58.5 | 12 | 1310 | - | 22 |
| 14 | 3 | 85.5 | 12 | 1630 | 1447 | 641 |
| 15 | 2 | 82.2 | 12 | 1371 | - | 109 |
| Detection Check (1=Detection; 0=No Detection) | | | | | | 1 |

| Trial Number | | | 9 | | | |
|---|---|---|---|---|---|---|
| Number of Bursts in Trial | | | 16 | | | |
| Chirp Center Frequency | | | 5530 | | | |
| Burst | No. of Pulses | Pulse Width (us) | Chirp Width (MHz) | Pulse 1-to-2 Spacing (us) | Pulse 2-to-3 Spacing (us) | Starting Location Within Interval (ms) |
| 1 | 2 | 74.4 | 13 | 1707 | - | 442 |
| 2 | 2 | 63.6 | 13 | 1725 | - | 280 |
| 3 | 2 | 71.3 | 13 | 1704 | - | 459 |
| 4 | 3 | 77.6 | 13 | 1063 | 1405 | 197 |
| 5 | 3 | 65.2 | 13 | 1731 | 1294 | 101 |
| 6 | 3 | 55.1 | 13 | 1109 | 1549 | 17 |
| 7 | 2 | 96.8 | 13 | 1034 | - | 131 |
| 8 | 3 | 80.8 | 13 | 1533 | 1051 | 365 |
| 9 | 1 | 60.4 | 13 | - | - | 222 |
| 10 | 2 | 61.8 | 13 | 1312 | - | 371 |
| 11 | 2 | 71.3 | 13 | 1657 | - | 33 |
| 12 | 2 | 98.1 | 13 | 1024 | - | 291 |
| 13 | 1 | 57.9 | 13 | - | - | 188 |
| 14 | 1 | 91.8 | 13 | - | - | 163 |
| 15 | 2 | 56.7 | 13 | 1259 | - | 426 |
| 16 | 2 | 89.7 | 13 | 1690 | - | 606 |
| Detection Check (1=Detection; 0=No Detection) | | | | | | 1 |

| Trial Number | | | 10 | | | |
|---|---|---|---|---|---|---|
| Number of Bursts in Trial | | | 17 | | | |
| Chirp Center Frequency | | | 5530 | | | |
| Burst | No. of Pulses | Pulse Width (us) | Chirp Width (MHz) | Pulse 1-to-2 Spacing (us) | Pulse 2-to-3 Spacing (us) | Starting Location Within Interval (ms) |
| 1 | 2 | 74.4 | 14 | 1107 | - | 462 |
| 2 | 1 | 87.6 | 14 | - | - | 653 |
| 3 | 2 | 61.7 | 14 | 1741 | - | 457 |
| 4 | 2 | 57.5 | 14 | 1566 | - | 388 |
| 5 | 2 | 66.1 | 14 | 1855 | - | 63 |
| 6 | 3 | 70.1 | 14 | 1044 | 1012 | 136 |
| 7 | 1 | 66.4 | 14 | - | - | 343 |
| 8 | 1 | 59.2 | 14 | - | - | 349 |
| 9 | 2 | 88.3 | 14 | 1240 | - | 362 |
| 10 | 1 | 64.7 | 14 | - | - | 221 |
| 11 | 2 | 73 | 14 | 1703 | - | 144 |
| 12 | 2 | 81.7 | 14 | 1450 | - | 671 |
| 13 | 3 | 70.1 | 14 | 1741 | 1278 | 320 |
| 14 | 1 | 63.6 | 14 | - | - | 196 |
| 15 | 1 | 58.7 | 14 | - | - | 413 |
| 16 | 2 | 65.9 | 14 | 1478 | - | 170 |
| 17 | 1 | 72.7 | 14 | - | - | 564 |
| Detection Check (1=Detection; 0=No Detection) | | | | | | 0 |

| Trial Number | | | 11 | | | |
|---|---|---|---|---|---|---|
| Number of Bursts in Trial | | | 18 | | | |
| Chirp Center Frequency | | | 5497 | | | |
| Burst | No. of Pulses | Pulse Width (us) | Chirp Width (MHz) | Pulse 1-to-2 Spacing (us) | Pulse 2-to-3 Spacing (us) | Starting Location Within Interval (ms) |
| 1 | 2 | 72.1 | 15 | 1193 | - | 130 |
| 2 | 3 | 76.3 | 15 | 1484 | 1390 | 114 |
| 3 | 1 | 86.1 | 15 | - | - | 14 |
| 4 | 1 | 73.2 | 15 | - | - | 604 |
| 5 | 1 | 81.2 | 15 | - | - | 548 |
| 6 | 2 | 99.5 | 15 | 1398 | - | 173 |
| 7 | 1 | 93.9 | 15 | - | - | 262 |
| 8 | 2 | 75.9 | 15 | 1921 | - | 38 |
| 9 | 3 | 79.2 | 15 | 1100 | 1429 | 84 |
| 10 | 3 | 77 | 15 | 1166 | 1799 | 610 |
| 11 | 1 | 91.8 | 15 | - | - | 339 |
| 12 | 3 | 56.8 | 15 | 1330 | 1556 | 580 |
| 13 | 2 | 83.1 | 15 | 1556 | - | 295 |
| 14 | 2 | 63 | 15 | 1552 | - | 156 |
| 15 | 1 | 65.7 | 15 | - | - | 439 |
| 16 | 1 | 64.5 | 15 | - | - | 188 |
| 17 | 1 | 88.5 | 15 | - | - | 419 |
| 18 | 1 | 60.6 | 15 | - | - | 205 |
| Detection Check (1=Detection; 0=No Detection) | | | | | | 1 |

| Trial Number | | | 12 | | | |
|---|---|---|---|---|---|---|
| Number of Bursts in Trial | | | 19 | | | |
| Chirp Center Frequency | | | 5497 | | | |
| Burst | No. of Pulses | Pulse Width (us) | Chirp Width (MHz) | Pulse 1-to-2 Spacing (us) | Pulse 2-to-3 Spacing (us) | Starting Location Within Interval (ms) |
| 1 | 2 | 90.5 | 16 | 1299 | - | 381 |
| 2 | 2 | 88.4 | 16 | 1418 | - | 327 |
| 3 | 2 | 53.7 | 16 | 1055 | - | 536 |
| 4 | 1 | 80.5 | 16 | - | - | 285 |
| 5 | 1 | 50.4 | 16 | - | - | 398 |
| 6 | 2 | 61.2 | 16 | 1749 | - | 439 |
| 7 | 2 | 78.8 | 16 | 1065 | - | 129 |
| 8 | 3 | 75 | 16 | 1748 | 1820 | 325 |
| 9 | 2 | 96.7 | 16 | 1254 | - | 440 |
| 10 | 3 | 76.3 | 16 | 1848 | 1106 | 397 |
| 11 | 1 | 73.3 | 16 | - | - | 232 |
| 12 | 2 | 92.4 | 16 | 1317 | - | 91 |
| 13 | 2 | 92.4 | 16 | 1854 | - | 256 |
| 14 | 3 | 64.4 | 16 | 1240 | 1634 | 582 |
| 15 | 2 | 67.3 | 16 | 1473 | - | 117 |
| 16 | 2 | 84.1 | 16 | 1795 | - | 202 |
| 17 | 1 | 80.9 | 16 | - | - | 135 |
| 18 | 1 | 74.6 | 16 | - | - | 396 |
| 19 | 2 | 97.6 | 16 | 1805 | - | 615 |
| Detection Check (1=Detection; 0=No Detection) | | | | | | 1 |

| Trial Number | | | 13 | | | |
|---|---|---|---|---|---|---|
| Number of Bursts in Trial | | | 20 | | | |
| Chirp Center Frequency | | | 5498 | | | |
| Burst | No. of Pulses | Pulse Width (us) | Chirp Width (MHz) | Pulse 1-to-2 Spacing (us) | Pulse 2-to-3 Spacing (us) | Starting Location Within Interval (ms) |
| 1 | 2 | 66.1 | 17 | 1417 | - | 388 |
| 2 | 2 | 86.7 | 17 | 1693 | - | 348 |
| 3 | 2 | 70.5 | 17 | 1263 | - | 215 |
| 4 | 2 | 78 | 17 | 1446 | - | 28 |
| 5 | 2 | 66 | 17 | 1185 | - | 585 |
| 6 | 2 | 80.6 | 17 | 1855 | - | 65 |
| 7 | 1 | 95.5 | 17 | - | - | 92 |
| 8 | 1 | 98.8 | 17 | - | - | 68 |
| 9 | 3 | 64.3 | 17 | 1641 | 1108 | 517 |
| 10 | 1 | 75.1 | 17 | - | - | 121 |
| 11 | 2 | 72.6 | 17 | 1499 | - | 448 |
| 12 | 1 | 60.3 | 17 | - | - | 567 |
| 13 | 2 | 54.9 | 17 | 1056 | - | 245 |
| 14 | 2 | 98.8 | 17 | 1023 | - | 584 |
| 15 | 2 | 60.9 | 17 | 1243 | - | 579 |
| 16 | 2 | 62.7 | 17 | 1226 | - | 464 |
| 17 | 1 | 80.1 | 17 | - | - | 89 |
| 18 | 2 | 70.9 | 17 | 1711 | - | 153 |
| 19 | 1 | 90.7 | 17 | - | - | 282 |
| 20 | 1 | 98.9 | 17 | - | - | 71 |
| Detection Check (1=Detection; 0=No Detection) | | | | | | 1 |

| Trial Number | | | 14 | | | |
|---|---|---|---|---|---|---|
| Number of Bursts in Trial | | | 8 | | | |
| Chirp Center Frequency | | | 5499 | | | |
| Burst | No. of Pulses | Pulse Width (us) | Chirp Width (MHz) | Pulse 1-to-2 Spacing (us) | Pulse 2-to-3 Spacing (us) | Starting Location Within Interval (ms) |
| 1 | 2 | 67.5 | 20 | 1542 | - | 947 |
| 2 | 3 | 83.6 | 20 | 1272 | 1696 | 124 |
| 3 | 2 | 93.2 | 20 | 1877 | - | 701 |
| 4 | 1 | 55.6 | 20 | - | - | 1123 |
| 5 | 3 | 84.2 | 20 | 1733 | 1619 | 756 |
| 6 | 3 | 69.1 | 20 | 1612 | 1071 | 1 |
| 7 | 2 | 66.9 | 20 | 1905 | - | 7 |
| 8 | 3 | 86.8 | 20 | 1697 | 1621 | 1082 |
| Detection Check (1=Detection; 0=No Detection) | | | | | | 1 |

| Trial Number | | | 15 | | | |
|---|---|---|---|---|---|---|
| Number of Bursts in Trial | | | 9 | | | |
| Chirp Center Frequency | | | 5499 | | | |
| Burst | No. of Pulses | Pulse Width (us) | Chirp Width (MHz) | Pulse 1-to-2 Spacing (us) | Pulse 2-to-3 Spacing (us) | Starting Location Within Interval (ms) |
| 1 | 2 | 62.2 | 19 | 1571 | - | 949 |
| 2 | 2 | 85 | 19 | 1669 | - | 189 |
| 3 | 2 | 64.5 | 19 | 1505 | - | 176 |
| 4 | 2 | 50.4 | 19 | 1325 | - | 538 |
| 5 | 2 | 66.1 | 19 | 1483 | - | 908 |
| 6 | 2 | 71.2 | 19 | 1110 | - | 1017 |
| 7 | 3 | 53.7 | 19 | 1445 | 1677 | 492 |
| 8 | 3 | 62.5 | 19 | 1596 | 1341 | 349 |
| 9 | 3 | 62 | 19 | 1929 | 1221 | 1105 |
| Detection Check (1=Detection; 0=No Detection) | | | | | | 1 |

| Trial Number | | | 16 | | | |
|---|---|---|---|---|---|---|
| Number of Bursts in Trial | | | 10 | | | |
| Chirp Center Frequency | | | 5498 | | | |
| Burst | No. of Pulses | Pulse Width (us) | Chirp Width (MHz) | Pulse 1-to-2 Spacing (us) | Pulse 2-to-3 Spacing (us) | Starting Location Within Interval (ms) |
| 1 | 2 | 80.5 | 18 | 1910 | - | 284 |
| 2 | 2 | 64.2 | 18 | 1661 | - | 751 |
| 3 | 2 | 90.1 | 18 | 1041 | - | 491 |
| 4 | 2 | 69.8 | 18 | 1495 | - | 107 |
| 5 | 1 | 73.1 | 18 | - | - | 490 |
| 6 | 3 | 77.2 | 18 | 1418 | 1145 | 1155 |
| 7 | 3 | 52.6 | 18 | 1732 | 1787 | 772 |
| 8 | 2 | 71.4 | 18 | 1562 | - | 121 |
| 9 | 2 | 89.8 | 18 | 1491 | - | 89 |
| 10 | 2 | 76.4 | 18 | 1355 | - | 615 |
| Detection Check (1=Detection; 0=No Detection) | | | | | | 1 |

| Trial Number | | | 17 | | | |
|---|---|---|---|---|---|---|
| Number of Bursts in Trial | | | 11 | | | |
| Chirp Center Frequency | | | 5498 | | | |
| Burst | No. of Pulses | Pulse Width (us) | Chirp Width (MHz) | Pulse 1-to-2 Spacing (us) | Pulse 2-to-3 Spacing (us) | Starting Location Within Interval (ms) |
| 1 | 2 | 51.2 | 17 | 1236 | - | 740 |
| 2 | 1 | 71.7 | 17 | - | - | 941 |
| 3 | 2 | 74.7 | 17 | 1164 | - | 370 |
| 4 | 2 | 50.9 | 17 | 1919 | - | 371 |
| 5 | 2 | 65.2 | 17 | 1206 | - | 1033 |
| 6 | 2 | 98 | 17 | 1182 | - | 346 |
| 7 | 2 | 58.7 | 17 | 1612 | - | 639 |
| 8 | 1 | 63.8 | 17 | - | - | 1056 |
| 9 | 3 | 86.3 | 17 | 1545 | 1065 | 205 |
| 10 | 1 | 94.4 | 17 | - | - | 753 |
| 11 | 3 | 88.5 | 17 | 1699 | 1319 | 58 |
| Detection Check (1=Detection; 0=No Detection) | | | | | | 0 |

| Trial Number | | | 18 | | | |
|---|---|---|---|---|---|---|
| Number of Bursts in Trial | | | 12 | | | |
| Chirp Center Frequency | | | 5497 | | | |
| Burst | No. of Pulses | Pulse Width (us) | Chirp Width (MHz) | Pulse 1-to-2 Spacing (us) | Pulse 2-to-3 Spacing (us) | Starting Location Within Interval (ms) |
| 1 | 2 | 88.7 | 16 | 1405 | - | 448 |
| 2 | 3 | 90.2 | 16 | 1544 | 1235 | 621 |
| 3 | 1 | 96.5 | 16 | - | - | 512 |
| 4 | 2 | 80.5 | 16 | 1090 | - | 321 |
| 5 | 2 | 63.7 | 16 | 1268 | - | 798 |
| 6 | 1 | 53.4 | 16 | - | - | 809 |
| 7 | 2 | 52.3 | 16 | 1043 | - | 301 |
| 8 | 3 | 54.7 | 16 | 1701 | 1104 | 796 |
| 9 | 3 | 75.6 | 16 | 1923 | 1729 | 669 |
| 10 | 2 | 59.2 | 16 | 1244 | - | 369 |
| 11 | 1 | 56.3 | 16 | - | - | 51 |
| 12 | 2 | 87.8 | 16 | 1608 | - | 733 |
| Detection Check (1=Detection; 0=No Detection) | | | | | | 1 |

| Trial Number | | | 19 | | | |
|---|---|---|---|---|---|---|
| Number of Bursts in Trial | | | 13 | | | |
| Chirp Center Frequency | | | 5497 | | | |
| Burst | No. of Pulses | Pulse Width (us) | Chirp Width (MHz) | Pulse 1-to-2 Spacing (us) | Pulse 2-to-3 Spacing (us) | Starting Location Within Interval (ms) |
| 1 | 2 | 68.2 | 15 | 1104 | - | 229 |
| 2 | 2 | 58.4 | 15 | 1627 | - | 488 |
| 3 | 3 | 74.7 | 15 | 1861 | 1015 | 137 |
| 4 | 2 | 58.2 | 15 | 1593 | - | 520 |
| 5 | 1 | 51.6 | 15 | - | - | 799 |
| 6 | 2 | 94.7 | 15 | 1469 | - | 43 |
| 7 | 2 | 70.7 | 15 | 1091 | - | 126 |
| 8 | 2 | 82.9 | 15 | 1472 | - | 607 |
| 9 | 3 | 62.7 | 15 | 1168 | 1453 | 527 |
| 10 | 2 | 63.1 | 15 | 1529 | - | 143 |
| 11 | 1 | 96.1 | 15 | - | - | 176 |
| 12 | 2 | 57 | 15 | 1457 | - | 882 |
| 13 | 3 | 95.6 | 15 | 1707 | 1501 | 214 |
| Detection Check (1=Detection; 0=No Detection) | | | | | | 1 |

| Trial Number | | | 20 | | | |
|---|---|---|---|---|---|---|
| Number of Bursts in Trial | | | 14 | | | |
| Chirp Center Frequency | | | 5497 | | | |
| Burst | No. of Pulses | Pulse Width (us) | Chirp Width (MHz) | Pulse 1-to-2 Spacing (us) | Pulse 2-to-3 Spacing (us) | Starting Location Within Interval (ms) |
| 1 | 1 | 95.7 | 14 | - | - | 117 |
| 2 | 1 | 93.1 | 14 | - | - | 720 |
| 3 | 1 | 55.8 | 14 | - | - | 297 |
| 4 | 1 | 76.7 | 14 | - | - | 284 |
| 5 | 2 | 68 | 14 | 1686 | - | 472 |
| 6 | 3 | 94.1 | 14 | 1796 | 1393 | 264 |
| 7 | 2 | 53.9 | 14 | 1293 | - | 525 |
| 8 | 1 | 99.3 | 14 | - | - | 155 |
| 9 | 2 | 73.3 | 14 | 1458 | - | 65 |
| 10 | 2 | 93.3 | 14 | 1196 | - | 451 |
| 11 | 3 | 55.8 | 14 | 1895 | 1034 | 243 |
| 12 | 1 | 66.4 | 14 | - | - | 228 |
| 13 | 2 | 65.6 | 14 | 1732 | - | 746 |
| 14 | 2 | 76.5 | 14 | 1187 | - | 522 |
| Detection Check (1=Detection; 0=No Detection) | | | | | | 1 |

| Trial Number | | | 21 | | | |
|---|---|---|---|---|---|---|
| Number of Bursts in Trial | | | 15 | | | |
| Chirp Center Frequency | | | 5564 | | | |
| Burst | No. of Pulses | Pulse Width (us) | Chirp Width (MHz) | Pulse 1-to-2 Spacing (us) | Pulse 2-to-3 Spacing (us) | Starting Location Within Interval (ms) |
| 1 | 1 | 85.1 | 13 | - | - | 565 |
| 2 | 2 | 72.5 | 13 | 1648 | - | 211 |
| 3 | 1 | 67.5 | 13 | - | - | 348 |
| 4 | 2 | 56.1 | 13 | 1360 | - | 156 |
| 5 | 1 | 71.1 | 13 | - | - | 718 |
| 6 | 2 | 93.1 | 13 | 1391 | - | 400 |
| 7 | 1 | 56.5 | 13 | - | - | 482 |
| 8 | 1 | 63.8 | 13 | - | - | 703 |
| 9 | 2 | 67.4 | 13 | 1727 | - | 780 |
| 10 | 1 | 52.3 | 13 | - | - | 102 |
| 11 | 3 | 62.4 | 13 | 1228 | 1715 | 304 |
| 12 | 2 | 53.3 | 13 | 1630 | - | 57 |
| 13 | 2 | 83.1 | 13 | 1205 | - | 768 |
| 14 | 2 | 93.7 | 13 | 1085 | - | 461 |
| 15 | 2 | 90.7 | 13 | 1297 | - | 746 |
| Detection Check (1=Detection; 0=No Detection) | | | | | | 1 |

| Trial Number | | | 22 | | | |
|---|---|---|---|---|---|---|
| Number of Bursts in Trial | | | 16 | | | |
| Chirp Center Frequency | | | 5564 | | | |
| Burst | No. of Pulses | Pulse Width (us) | Chirp Width (MHz) | Pulse 1-to-2 Spacing (us) | Pulse 2-to-3 Spacing (us) | Starting Location Within Interval (ms) |
| 1 | 2 | 98.8 | 12 | 1439 | - | 95 |
| 2 | 1 | 54.5 | 12 | - | - | 676 |
| 3 | 2 | 80.5 | 12 | 1360 | - | 8 |
| 4 | 2 | 55.9 | 12 | 1906 | - | 373 |
| 5 | 2 | 72.1 | 12 | 1623 | - | 254 |
| 6 | 2 | 84.4 | 12 | 1604 | - | 480 |
| 7 | 1 | 78.5 | 12 | - | - | 663 |
| 8 | 1 | 88 | 12 | - | - | 314 |
| 9 | 2 | 74.7 | 12 | 1157 | - | 596 |
| 10 | 2 | 97.1 | 12 | 1673 | - | 264 |
| 11 | 1 | 81.6 | 12 | - | - | 740 |
| 12 | 1 | 83.6 | 12 | - | - | 163 |
| 13 | 3 | 87.6 | 12 | 1757 | 1322 | 628 |
| 14 | 2 | 58.5 | 12 | 1372 | - | 132 |
| 15 | 3 | 91.8 | 12 | 1767 | 1183 | 106 |
| 16 | 2 | 58.8 | 12 | 1432 | - | 659 |
| Detection Check (1=Detection; 0=No Detection) | | | | | | 1 |

| Trial Number | | | 23 | | | |
|---|---|---|---|---|---|---|
| Number of Bursts in Trial | | | 17 | | | |
| Chirp Center Frequency | | | 5565 | | | |
| Burst | No. of Pulses | Pulse Width (us) | Chirp Width (MHz) | Pulse 1-to-2 Spacing (us) | Pulse 2-to-3 Spacing (us) | Starting Location Within Interval (ms) |
| 1 | 1 | 96 | 11 | - | - | 284 |
| 2 | 2 | 92.5 | 11 | 1241 | - | 488 |
| 3 | 2 | 89.5 | 11 | 1347 | - | 76 |
| 4 | 2 | 74.8 | 11 | 1607 | - | 688 |
| 5 | 2 | 60.6 | 11 | 1523 | - | 28 |
| 6 | 2 | 71.5 | 11 | 1659 | - | 383 |
| 7 | 2 | 71.1 | 11 | 1454 | - | 182 |
| 8 | 1 | 98.7 | 11 | - | - | 20 |
| 9 | 2 | 85.1 | 11 | 1770 | - | 576 |
| 10 | 2 | 89.2 | 11 | 1086 | - | 410 |
| 11 | 2 | 60.7 | 11 | 1101 | - | 458 |
| 12 | 2 | 75.2 | 11 | 1719 | - | 348 |
| 13 | 2 | 75.7 | 11 | 1799 | - | 481 |
| 14 | 3 | 56.7 | 11 | 1132 | 1884 | 587 |
| 15 | 2 | 65 | 11 | 1885 | - | 480 |
| 16 | 2 | 64.6 | 11 | 1910 | - | 195 |
| 17 | 3 | 69.9 | 11 | 1410 | 1190 | 396 |
| Detection Check (1=Detection; 0=No Detection) | | | | | | 1 |

| Trial Number | | | 24 | | | |
|---|---|---|---|---|---|---|
| Number of Bursts in Trial | | | 18 | | | |
| Chirp Center Frequency | | | 5565 | | | |
| Burst | No. of Pulses | Pulse Width (us) | Chirp Width (MHz) | Pulse 1-to-2 Spacing (us) | Pulse 2-to-3 Spacing (us) | Starting Location Within Interval (ms) |
| 1 | 3 | 83.8 | 10 | 1290 | 1021 | 536 |
| 2 | 2 | 66.9 | 10 | 1112 | - | 44 |
| 3 | 3 | 91 | 10 | 1220 | 1504 | 611 |
| 4 | 2 | 86.1 | 10 | 1678 | - | 456 |
| 5 | 3 | 65.5 | 10 | 1928 | 1222 | 330 |
| 6 | 1 | 62.6 | 10 | - | - | 297 |
| 7 | 3 | 68.7 | 10 | 1505 | 1200 | 351 |
| 8 | 3 | 59.2 | 10 | 1452 | 1114 | 230 |
| 9 | 1 | 73.9 | 10 | - | - | 222 |
| 10 | 1 | 77.2 | 10 | - | - | 57 |
| 11 | 2 | 96.4 | 10 | 1357 | - | 399 |
| 12 | 2 | 99.9 | 10 | 1173 | - | 299 |
| 13 | 2 | 99.9 | 10 | 1520 | - | 464 |
| 14 | 1 | 86.7 | 10 | - | - | 294 |
| 15 | 1 | 92.6 | 10 | - | - | 653 |
| 16 | 1 | 77.1 | 10 | - | - | 550 |
| 17 | 2 | 81.1 | 10 | 1664 | - | 566 |
| 18 | 3 | 68.4 | 10 | 1536 | 1309 | 580 |
| Detection Check (1=Detection; 0=No Detection) | | | | | | 0 |

| Trial Number | | | 25 | | | |
|---|---|---|---|---|---|---|
| Number of Bursts in Trial | | | 19 | | | |
| Chirp Center Frequency | | | 5565 | | | |
| Burst | No. of Pulses | Pulse Width (us) | Chirp Width (MHz) | Pulse 1-to-2 Spacing (us) | Pulse 2-to-3 Spacing (us) | Starting Location Within Interval (ms) |
| 1 | 3 | 68.2 | 9 | 1723 | 1868 | 471 |
| 2 | 3 | 83.7 | 9 | 1711 | 1405 | 368 |
| 3 | 2 | 69.7 | 9 | 1781 | - | 425 |
| 4 | 1 | 59.7 | 9 | - | - | 440 |
| 5 | 2 | 96.7 | 9 | 1484 | - | 123 |
| 6 | 2 | 95.8 | 9 | 1319 | - | 261 |
| 7 | 3 | 71.3 | 9 | 1095 | 1354 | 332 |
| 8 | 3 | 53.2 | 9 | 1527 | 1427 | 427 |
| 9 | 2 | 69.5 | 9 | 1771 | - | 397 |
| 10 | 3 | 63.9 | 9 | 1075 | 1447 | 67 |
| 11 | 2 | 93.4 | 9 | 1783 | - | 174 |
| 12 | 2 | 77.3 | 9 | 1564 | - | 17 |
| 13 | 2 | 73.1 | 9 | 1294 | - | 216 |
| 14 | 1 | 77.4 | 9 | - | - | 292 |
| 15 | 3 | 57.2 | 9 | 1722 | 1886 | 619 |
| 16 | 2 | 68.7 | 9 | 1629 | - | 233 |
| 17 | 1 | 60.8 | 9 | - | - | 226 |
| 18 | 3 | 69.7 | 9 | 1128 | 1224 | 599 |
| 19 | 1 | 62.2 | 9 | - | - | 433 |
| Detection Check (1=Detection; 0=No Detection) | | | | | | 1 |

| Trial Number | | | 26 | | | |
|---|---|---|---|---|---|---|
| Number of Bursts in Trial | | | 20 | | | |
| Chirp Center Frequency | | | 5566 | | | |
| Burst | No. of Pulses | Pulse Width (us) | Chirp Width (MHz) | Pulse 1-to-2 Spacing (us) | Pulse 2-to-3 Spacing (us) | Starting Location Within Interval (ms) |
| 1 | 1 | 80.5 | 8 | - | - | 90 |
| 2 | 3 | 62.6 | 8 | 1406 | 1343 | 319 |
| 3 | 3 | 85.6 | 8 | 1190 | 1529 | 384 |
| 4 | 2 | 83.9 | 8 | 1208 | - | 567 |
| 5 | 2 | 92.4 | 8 | 1488 | - | 234 |
| 6 | 2 | 54 | 8 | 1529 | - | 535 |
| 7 | 3 | 81.3 | 8 | 1501 | 1812 | 325 |
| 8 | 1 | 98.5 | 8 | - | - | 532 |
| 9 | 1 | 85.8 | 8 | - | - | 272 |
| 10 | 2 | 84.7 | 8 | 1593 | - | 182 |
| 11 | 2 | 83.3 | 8 | 1705 | - | 134 |
| 12 | 2 | 79.8 | 8 | 1567 | - | 286 |
| 13 | 1 | 77.9 | 8 | - | - | 368 |
| 14 | 3 | 98.4 | 8 | 1510 | 1569 | 290 |
| 15 | 2 | 79.9 | 8 | 1588 | - | 231 |
| 16 | 3 | 78 | 8 | 1140 | 1353 | 353 |
| 17 | 3 | 55.2 | 8 | 1700 | 1327 | 53 |
| 18 | 3 | 71.9 | 8 | 1081 | 1224 | 44 |
| 19 | 1 | 62 | 8 | - | - | 298 |
| 20 | 3 | 70.5 | 8 | 1888 | 1442 | 529 |
| Detection Check (1=Detection; 0=No Detection) | | | | | | 1 |

| Trial Number | | | 27 | | | |
|---|---|---|---|---|---|---|
| Number of Bursts in Trial | | | 8 | | | |
| Chirp Center Frequency | | | 5562 | | | |
| Burst | No. of Pulses | Pulse Width (us) | Chirp Width (MHz) | Pulse 1-to-2 Spacing (us) | Pulse 2-to-3 Spacing (us) | Starting Location Within Interval (ms) |
| 1 | 2 | 69.1 | 18 | 1076 | - | 1436 |
| 2 | 2 | 62.1 | 18 | 1688 | - | 22 |
| 3 | 2 | 94.8 | 18 | 1891 | - | 897 |
| 4 | 1 | 75.8 | 18 | - | - | 1186 |
| 5 | 2 | 65.4 | 18 | 1713 | - | 589 |
| 6 | 2 | 97.7 | 18 | 1292 | - | 614 |
| 7 | 3 | 98.1 | 18 | 1670 | 1711 | 506 |
| 8 | 2 | 85.4 | 18 | 1672 | - | 776 |
| Detection Check (1=Detection; 0=No Detection) | | | | | | 1 |

| Trial Number | | | 28 | | | |
|---|---|---|---|---|---|---|
| Number of Bursts in Trial | | | 9 | | | |
| Chirp Center Frequency | | | 5561 | | | |
| Burst | No. of Pulses | Pulse Width (us) | Chirp Width (MHz) | Pulse 1-to-2 Spacing (us) | Pulse 2-to-3 Spacing (us) | Starting Location Within Interval (ms) |
| 1 | 3 | 82 | 19 | 1233 | 1713 | 679 |
| 2 | 3 | 87.7 | 19 | 1554 | 1123 | 473 |
| 3 | 2 | 98.9 | 19 | 1518 | - | 869 |
| 4 | 1 | 55 | 19 | - | - | 719 |
| 5 | 1 | 93.6 | 19 | - | - | 902 |
| 6 | 2 | 58.7 | 19 | 1641 | - | 1243 |
| 7 | 2 | 88.7 | 19 | 1387 | - | 410 |
| 8 | 1 | 60.3 | 19 | - | - | 1154 |
| 9 | 1 | 97.7 | 19 | - | - | 512 |
| Detection Check (1=Detection; 0=No Detection) | | | | | | 0 |

| Trial Number | | | 29 | | | |
|---|---|---|---|---|---|---|
| Number of Bursts in Trial | | | 10 | | | |
| Chirp Center Frequency | | | 5561 | | | |
| Burst | No. of Pulses | Pulse Width (us) | Chirp Width (MHz) | Pulse 1-to-2 Spacing (us) | Pulse 2-to-3 Spacing (us) | Starting Location Within Interval (ms) |
| 1 | 1 | 69.6 | 20 | - | - | 1131 |
| 2 | 1 | 74.5 | 20 | - | - | 290 |
| 3 | 1 | 60.9 | 20 | - | - | 895 |
| 4 | 1 | 74.6 | 20 | - | - | 202 |
| 5 | 2 | 99.3 | 20 | 1501 | - | 139 |
| 6 | 2 | 95.3 | 20 | 1065 | - | 854 |
| 7 | 2 | 91.9 | 20 | 1722 | - | 219 |
| 8 | 2 | 51 | 20 | 1285 | - | 57 |
| 9 | 2 | 87.7 | 20 | 1747 | - | 141 |
| 10 | 1 | 87.2 | 20 | - | - | 596 |
| Detection Check (1=Detection; 0=No Detection) | | | | | | 0 |

| Trial Number | | | 30 | | | |
|---|---|---|---|---|---|---|
| Number of Bursts in Trial | | | 11 | | | |
| Chirp Center Frequency | | | 5567 | | | |
| Burst | No. of Pulses | Pulse Width (us) | Chirp Width (MHz) | Pulse 1-to-2 Spacing (us) | Pulse 2-to-3 Spacing (us) | Starting Location Within Interval (ms) |
| 1 | 3 | 59.9 | 5 | 1901 | 1196 | 935 |
| 2 | 2 | 77.1 | 5 | 1590 | - | 1038 |
| 3 | 2 | 62.7 | 5 | 1227 | - | 690 |
| 4 | 1 | 77.1 | 5 | - | - | 547 |
| 5 | 3 | 99.8 | 5 | 1798 | 1790 | 551 |
| 6 | 2 | 61.5 | 5 | 1135 | - | 876 |
| 7 | 2 | 77.5 | 5 | 1583 | - | 448 |
| 8 | 2 | 57.3 | 5 | 1890 | - | 736 |
| 9 | 2 | 53.5 | 5 | 1757 | - | 362 |
| 10 | 1 | 66.6 | 5 | - | - | 836 |
| 11 | 3 | 80.7 | 5 | 1811 | 1289 | 410 |
| Detection Check (1=Detection; 0=No Detection) | | | | | | 1 |

***Type 6 Radar Statistical Performance***

| Trial # | Test Freq. (MHz) | Pulses / Hop | Pulse Width (us) | PRI (us) | 1=Detection 0=No Detection |
|---|---|---|---|---|---|
| 1 | 5530 | 9 | 1 | 333 | 1 |
| 2 | 5530 | 9 | 1 | 333 | 1 |
| 3 | 5530 | 9 | 1 | 333 | 1 |
| 4 | 5530 | 9 | 1 | 333 | 1 |
| 5 | 5530 | 9 | 1 | 333 | 1 |
| 6 | 5530 | 9 | 1 | 333 | 1 |
| 7 | 5530 | 9 | 1 | 333 | 1 |
| 8 | 5530 | 9 | 1 | 333 | 1 |
| 9 | 5530 | 9 | 1 | 333 | 1 |
| 10 | 5530 | 9 | 1 | 333 | 1 |
| 11 | 5530 | 9 | 1 | 333 | 1 |
| 12 | 5530 | 9 | 1 | 333 | 1 |
| 13 | 5530 | 9 | 1 | 333 | 1 |
| 14 | 5530 | 9 | 1 | 333 | 1 |
| 15 | 5530 | 9 | 1 | 333 | 1 |
| 16 | 5530 | 9 | 1 | 333 | 1 |
| 17 | 5530 | 9 | 1 | 333 | 1 |
| 18 | 5530 | 9 | 1 | 333 | 1 |
| 19 | 5530 | 9 | 1 | 333 | 1 |
| 20 | 5530 | 9 | 1 | 333 | 1 |
| 21 | 5530 | 9 | 1 | 333 | 1 |
| 22 | 5530 | 9 | 1 | 333 | 1 |
| 23 | 5530 | 9 | 1 | 333 | 1 |
| 24 | 5530 | 9 | 1 | 333 | 1 |
| 25 | 5530 | 9 | 1 | 333 | 1 |
| 26 | 5530 | 9 | 1 | 333 | 1 |
| 27 | 5530 | 9 | 1 | 333 | 1 |
| 28 | 5530 | 9 | 1 | 333 | 1 |
| 29 | 5530 | 9 | 1 | 333 | 1 |
| 30 | 5530 | 9 | 1 | 333 | 1 |
| Detection Percentage (%) | | | | | 100.000 |
| Limit | | | | | 70% |
| **Test Result** | | | | | **Complied** |

# 4 Test Equipment and Calibration Data

| Instrument | Brand | Model No. | Serial No. | Characteristics | Calibration Date | Calibration Due Date | Remark |
|---|---|---|---|---|---|---|---|
| Spectrum Analyzer | R&S | FSV40 | 101026 | 9kHz~40GHz | Dec. 01, 2020 | Nov. 30, 2021 | Radiated (DF01-CB) |
| Vector Signal generator | R&S | SMU200A | 102782 | 100kHz-6GHz | Jun. 24, 2021 | Jun. 23, 2022 | Radiated (DF01-CB) |
| Horn Antenna | COM-POWER | AH-118 | 071187 | 1GHz – 18GHz | Jul. 29, 2021 | Jul. 28, 2022 | Radiated (DF01-CB) |
| Horn Antenna | COM-POWER | AH-118 | 071042 | 1GHz – 18GHz | Dec. 22, 2020 | Dec. 21, 2021 | Radiated (DF01-CB) |
| RF Power Divider | STI | 2 Way | DV-2way -05 | 1GHz ~ 8GHz | Mar. 01, 2021 | Feb. 28, 2022 | Radiated (DF01-CB) |
| RF Power Divider | STI | 2 Way | DV-2way -06 | 1GHz ~ 8GHz | Mar. 01, 2021 | Feb. 28, 2022 | Radiated (DF01-CB) |
| RF Power Divider | MTJ | 4 Way | DFS-01-DV-01 | 1GHz ~ 6GHz | Oct. 05, 2020 | Oct. 04, 2021 | Radiated (DF01-CB) |
| RF Cable-high | Woken | RG402 | High Cable-57 | 1 GHz –18 GHz | Oct. 05, 2020 | Oct. 04, 2021 | Radiated (DF01-CB) |
| RF Cable-high | Woken | RG402 | High Cable-58 | 1 GHz –18 GHz | Oct. 05, 2020 | Oct. 04, 2021 | Radiated (DF01-CB) |
| RF Cable-high | Woken | RG402 | High Cable-59 | 1 GHz –18 GHz | Oct. 05, 2020 | Oct. 04, 2021 | Radiated (DF01-CB) |

Note: Calibration Interval of instruments listed above is one year.

# 5 Measurement Uncertainty

| Test Items | Uncertainty | Remark |
|---|---|---|
| Radiated Emission | 3.1 dB | Confidence levels of 95% |