

FCC RADIO TEST REPORT

FCC ID : PY7-34943G
Equipment : GSM/WCDMA/LTE Phone with BT, DTS/UNII
a/b/g/n/ac, NFC and GNSS
Brand Name : SONY
Applicant : Sony Corporation
1-7-1 Konan Minato-ku Tokyo, 108-0076 Japan
Manufacturer : Sony Corporation
1-7-1 Konan Minato-ku Tokyo, 108-0076 Japan
Standard : FCC Part 15 Subpart C §15.247
Test Date(s) : Dec. 20, 2021 ~ Jan. 28, 2022

We, Sporton International Inc. (Kunshan), would like to declare that the tested sample has been evaluated in accordance with the test procedures and has been in compliance with the applicable technical standards.

The test results in this report apply exclusively to the tested model / sample. Without written approval of Sporton International Inc. (Kunshan), the test report shall not be reproduced except in full.

Jason Jia

Reviewed by: Jason Jia / Supervisor

Alex Wang

Approved by: Alex Wang / Manager



Sporton International Inc. (Kunshan)

No. 1098, Pengxi North Road, Kunshan Economic Development Zone Jiangsu Province 215300
People's Republic of China



Table of Contents

History of this test report.....	3
Summary of Test Result.....	4
1 General Description.....	5
1.1 Product Feature of Equipment Under Test.....	5
1.2 Modification of EUT	5
1.3 Testing Location	5
1.4 Applicable Standards.....	6
2 Test Configuration of Equipment Under Test.....	7
2.1 Carrier Frequency Channel	7
2.2 Test Mode.....	8
2.3 Connection Diagram of Test System.....	9
2.4 Support Unit used in test configuration and system	10
2.5 EUT Operation Test Setup	10
2.6 Measurement Results Explanation Example.....	10
3 Test Result.....	11
3.1 6dB and 99% Bandwidth Measurement	11
3.2 Output Power Measurement.....	16
3.3 Power Spectral Density Measurement	17
3.4 Conducted Band Edges and Spurious Emission Measurement	22
3.5 Radiated Band Edges and Spurious Emission Measurement	27
3.6 AC Conducted Emission Measurement.....	32
3.7 Antenna Requirements.....	34
4 List of Measuring Equipment	35
5 Uncertainty of Evaluation	36
Appendix A. Conducted Test Results	
Appendix B. AC Conducted Emission Test Result	
Appendix C. Radiated Spurious Emission	
Appendix D. Radiated Spurious Emission Plots	
Appendix E. Duty Cycle Plots	



History of this test report

Report No.	Version	Description	Issued Date
FR1D0310B	01	Initial issue of report	Feb. 11, 2022
FR1D0310B	02	1. Update section 3.2.3 test procedures of AV power method. 2. Update section 2.2 (a) test mode description	Feb. 21, 2022

Summary of Test Result

Report Clause	Ref Std. Clause	Test Items	Result (PASS/FAIL)	Remark
3.1	15.247(a)(2)	6dB Bandwidth	Pass	-
3.1	2.1049	99% Occupied Bandwidth	Reporting only	-
3.2	15.247(b)(3)	Output Power	Pass	-
3.3	15.247(e)	Power Spectral Density	Pass	-
3.4	15.247(d)	Conducted Band Edges and Spurious Emission	Pass	-
3.5	15.247(d)	Radiated Band Edges and Spurious Emission	Pass	Under limit 6.01 dB at 2483.500 MHz
3.6	15.207	AC Conducted Emission	Pass	Under limit 13.53 dB at 0.209 MHz
3.7	15.203 & 15.247(b)	Antenna Requirement	Pass	-

Declaration of Conformity:

The test results with all measurement uncertainty excluded are presented in accordance with the regulation limits or requirements declared by manufacturers.

Comments and Explanations:

The declared of product specification for EUT presented in the report are provided by the manufacturer, and the manufacturer takes all the responsibilities for the accuracy of product specification.



1 General Description

1.1 Product Feature of Equipment Under Test

GSM/WCDMA/LTE, Bluetooth, DTS/UNII a/b/g/n/ac, NFC and GNSS.

Standards-related Product Specification	
Antenna Type / Gain	Ant. 6: PIFA Antenna with gain 2.3 dBi

Remark: The above EUT's information was declared by manufacturer. Please refer to Comments and Explanations in report summary.

EUT Information List			
HW Version	SW Version	IMEI Code	Performed Test Item
A	0.549	004402543254167/ 004402543254175	RF conducted measurement
		004402543253961	Radiated Spurious Emission
		004402543254142/ 004402543254159	AC Conducted Emission

Note: For other wireless features of this EUT, test report will be issued separately.

1.2 Modification of EUT

No modifications are made to the EUT during all test items.

1.3 Testing Location

Sporton International Inc. (Kunshan) is accredited to ISO/IEC 17025:2017 by American Association for Laboratory Accreditation with Certificate Number 5145.02.

Test Firm	Sporton International Inc. (Kunshan)		
Test Site Location	No. 1098, Pengxi North Road, Kunshan Economic Development Zone Jiangsu Province 215300 People's Republic of China TEL : +86-512-57900158 FAX : +86-512-57900958		
Test Site No.	Sporton Site No.	FCC Designation No.	FCC Test Firm Registration No.
	CO01-KS 03CH06-KS TH01-KS	CN1257	314309



1.4 Applicable Standards

According to the specifications of the manufacturer, the EUT must comply with the requirements of the following standards:

- ♦ FCC Part 15 Subpart C §15.247
- ♦ FCC KDB Publication No. 558074 D01 DTS Meas. Guidance v05r02
- ♦ FCC KDB 414788 D01 Radiated Test Site v01r01
- ♦ ANSI C63.10-2013

Remark:

1. All test items were verified and recorded according to the standards and without any deviation during the test.
2. This EUT has also been tested and complied with the requirements of FCC Part 15, Subpart B, recorded in a separate test report.



2 Test Configuration of Equipment Under Test

2.1 Carrier Frequency Channel

Frequency Band	Channel	Freq. (MHz)	Channel	Freq. (MHz)
2400-2483.5 MHz	0	2402	21	2444
	1	2404	22	2446
	2	2406	23	2448
	3	2408	24	2450
	4	2410	25	2452
	5	2412	26	2454
	6	2414	27	2456
	7	2416	28	2458
	8	2418	29	2460
	9	2420	30	2462
	10	2422	31	2464
	11	2424	32	2466
	12	2426	33	2468
	13	2428	34	2470
	14	2430	35	2472
	15	2432	36	2474
	16	2434	37	2476
	17	2436	38	2478
	18	2438	39	2480
	19	2440	-	-
	20	2442	-	-

2.2 Test Mode

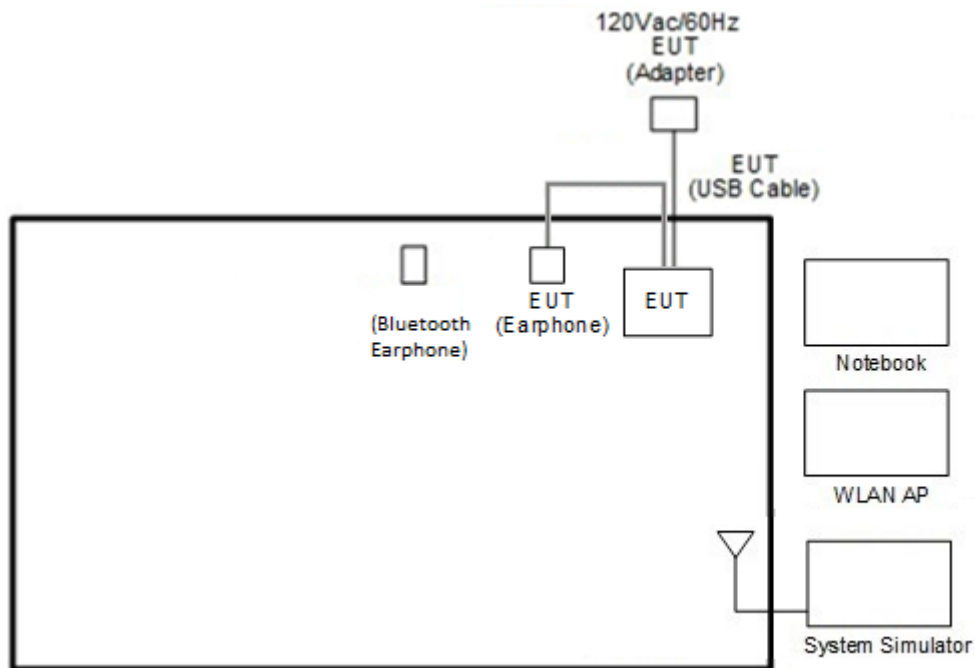
- a. The EUT has been associated with peripherals and configuration operated in a manner tended to maximize its emission characteristics in a typical application. Frequency range investigated: conduction emission (150 kHz to 30 MHz), radiation emission (9 kHz to the 10th harmonic of the highest fundamental frequency or to 40 GHz, whichever is lower). For radiated measurement, the measured emission level of the EUT was maximized by rotating the EUT on a turntable, adjusting the orientation of the EUT and EUT antenna in three orthogonal axis (X: flat, Y: portrait, Z: landscape), and adjusting the measurement antenna orientation, following C63.10 exploratory test procedures and find X plane as worst plane. The worst case position of the EUT was investigated under two configurations: EUT with AC adapter and earphone, EUT with standalone. The EUT with standalone configuration was determined to be worst-case configurations; therefore, all final tests were performed on the EUT with standalone.
- b. AC power line Conducted Emission was tested under maximum output power.

The following summary table is showing all test modes to demonstrate in compliance with the standard.

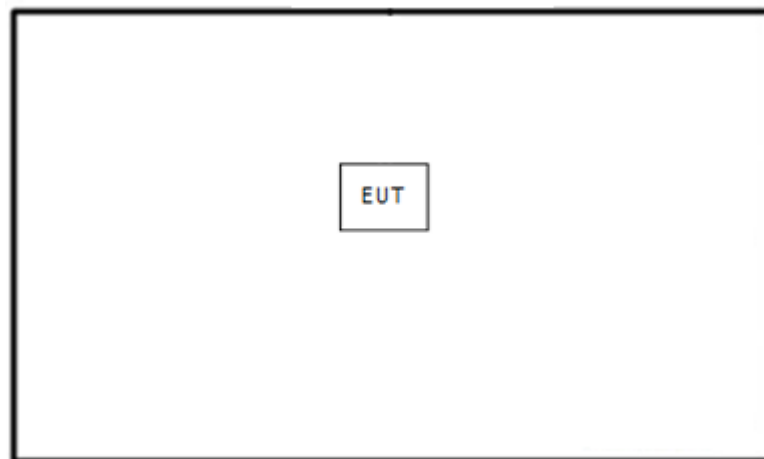
Summary table of Test Cases	
Test Item	Data Rate / Modulation
Conducted Test Cases	Bluetooth LE / GFSK
	Mode 1: Bluetooth Tx CH00_2402 MHz_1Mbps
	Mode 2: Bluetooth Tx CH19_2440 MHz_1Mbps
	Mode 3: Bluetooth Tx CH39_2480 MHz_1Mbps
	Mode 4: Bluetooth Tx CH00_2402 MHz_2Mbps
	Mode 5: Bluetooth Tx CH19_2440 MHz_2Mbps
	Mode 6: Bluetooth Tx CH39_2480 MHz_2Mbps
Radiated Test Cases	Mode 1: Bluetooth Tx CH00_2402 MHz_1Mbps
	Mode 2: Bluetooth Tx CH19_2440 MHz_1Mbps
	Mode 3: Bluetooth Tx CH39_2480 MHz_1Mbps
	Mode 4: Bluetooth Tx CH00_2402 MHz_2Mbps
	Mode 5: Bluetooth Tx CH19_2440 MHz_2Mbps
	Mode 6: Bluetooth Tx CH39_2480 MHz_2Mbps
AC Conducted Emission	Mode 1 : GSM850 Idle + Bluetooth Link + WLAN (2.4GHz) Link + Earphone + USB Cable 1(Charging from Adapter)

2.3 Connection Diagram of Test System

<AC Conducted Emission>



<Bluetooth LE Tx Mode>



2.4 Support Unit used in test configuration and system

Item	Equipment	Brand Name	Model Name	FCC ID	Data Cable	Power Cord
1.	LTE Base Station	Anritus	MT8821C	N/A	N/A	Unshielded,1.8m
2.	Notebook	Lenovo	G480	QDS-BRCM1050I	N/A	shielded cable DC O/P 1.8m , Unshielded AC I/P cable 1.8m
3.	WLAN AP	D-link	DIR-655	KA21R655B1	N/A	Unshielded,1.8m
4.	Bluetooth Earphone	Sony	SBH82D	PY7-33726V	N/A	N/A

2.5 EUT Operation Test Setup

The RF test items, utility “FTM” was installed in Notebook which was programmed in order to make the EUT get into the engineering modes to provide channel selection, power level, data rate and the application type and for continuous transmitting signals.

For AC power line conducted emissions, the EUT was set to connect with the WLAN AP under large package sizes transmission.

2.6 Measurement Results Explanation Example

For all conducted test items:

The offset level is set in the spectrum analyzer to compensate the RF cable loss between EUT conducted output port and spectrum analyzer. With the offset compensation, the spectrum analyzer reading level is exactly the EUT RF output level.

Example :

The spectrum analyzer offset is derived from RF cable loss.

Offset = RF cable loss.

Following shows an offset computation example with cable loss 5.8 dB.

$$\begin{aligned} \text{Offset(dB)} &= \text{RF cable loss(dB)}. \\ &= 5.8 \text{ (dB)} \end{aligned}$$

3 Test Result

3.1 6dB and 99% Bandwidth Measurement

3.1.1 Limit of 6dB and 99% Bandwidth

The minimum 6 dB bandwidth shall be at least 500 kHz.

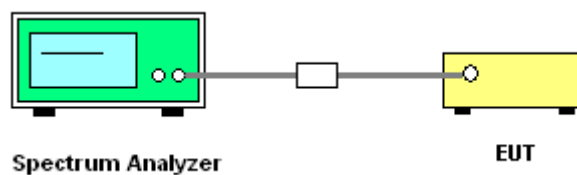
3.1.2 Measuring Instruments

See list of measuring equipment of this test report.

3.1.3 Test Procedures

1. The testing follows the ANSI C63.10 Section 6.9.3 (OBW) and 11.8.1 (6dB BW).
2. The RF output of EUT was connected to the spectrum analyzer by RF cable and attenuator. The path loss was compensated to the results for each measurement.
3. Set the maximum power setting and enable the EUT to transmit continuously.
4. Make the measurement with the spectrum analyzer's resolution bandwidth (RBW) = 100 kHz. Set the Video bandwidth (VBW) = 300 kHz. In order to make an accurate measurement. The 6dB bandwidth must be greater than 500 kHz.
5. For 99% Bandwidth Measurement, the spectrum analyzer's resolution bandwidth (RBW) is set 1-5% of the emission bandwidth and set the Video bandwidth (VBW) $\geq 3 * RBW$.
6. Measure and record the results in the test report.

3.1.4 Test Setup

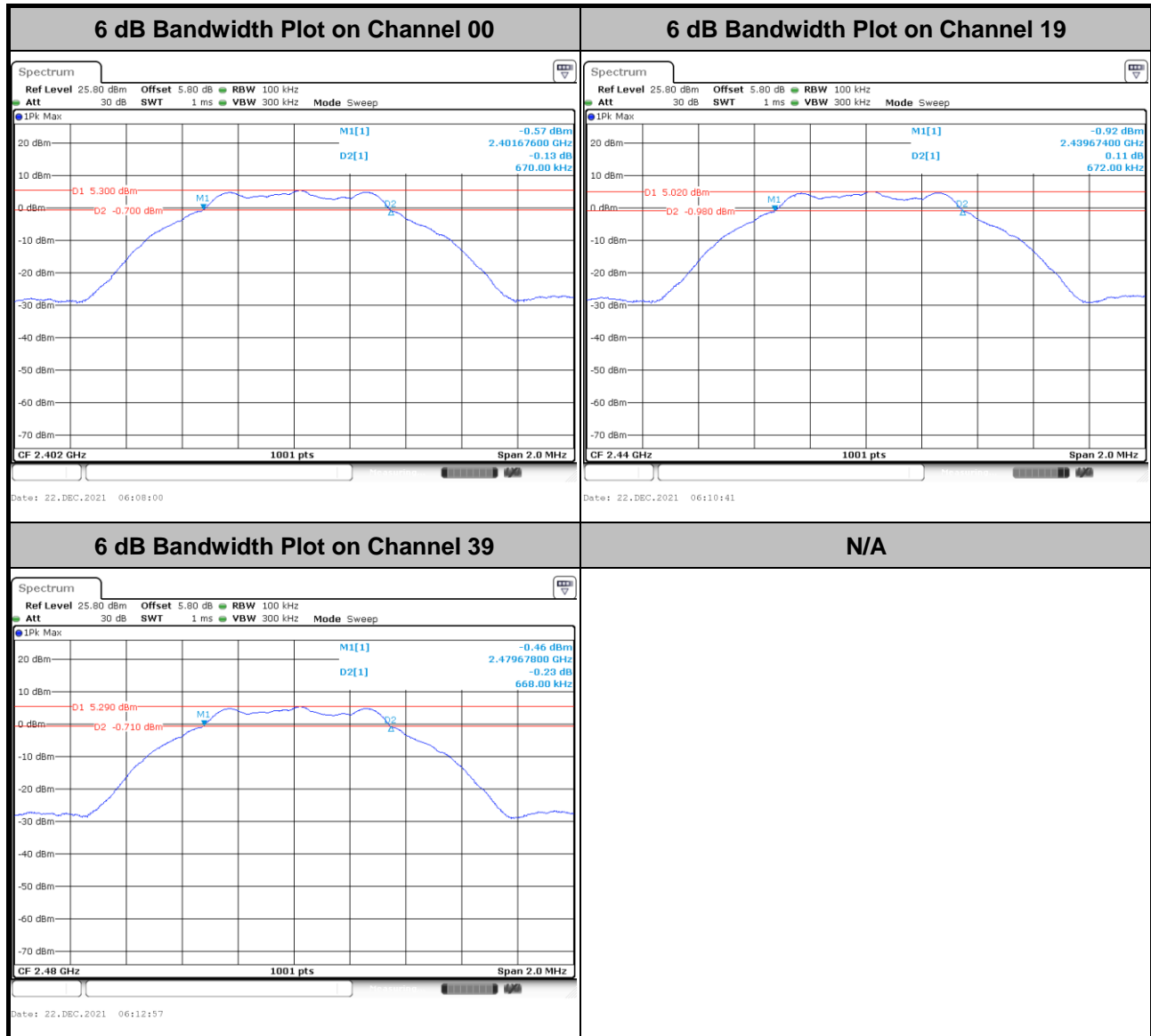




3.1.5 Test Result of 6dB Bandwidth

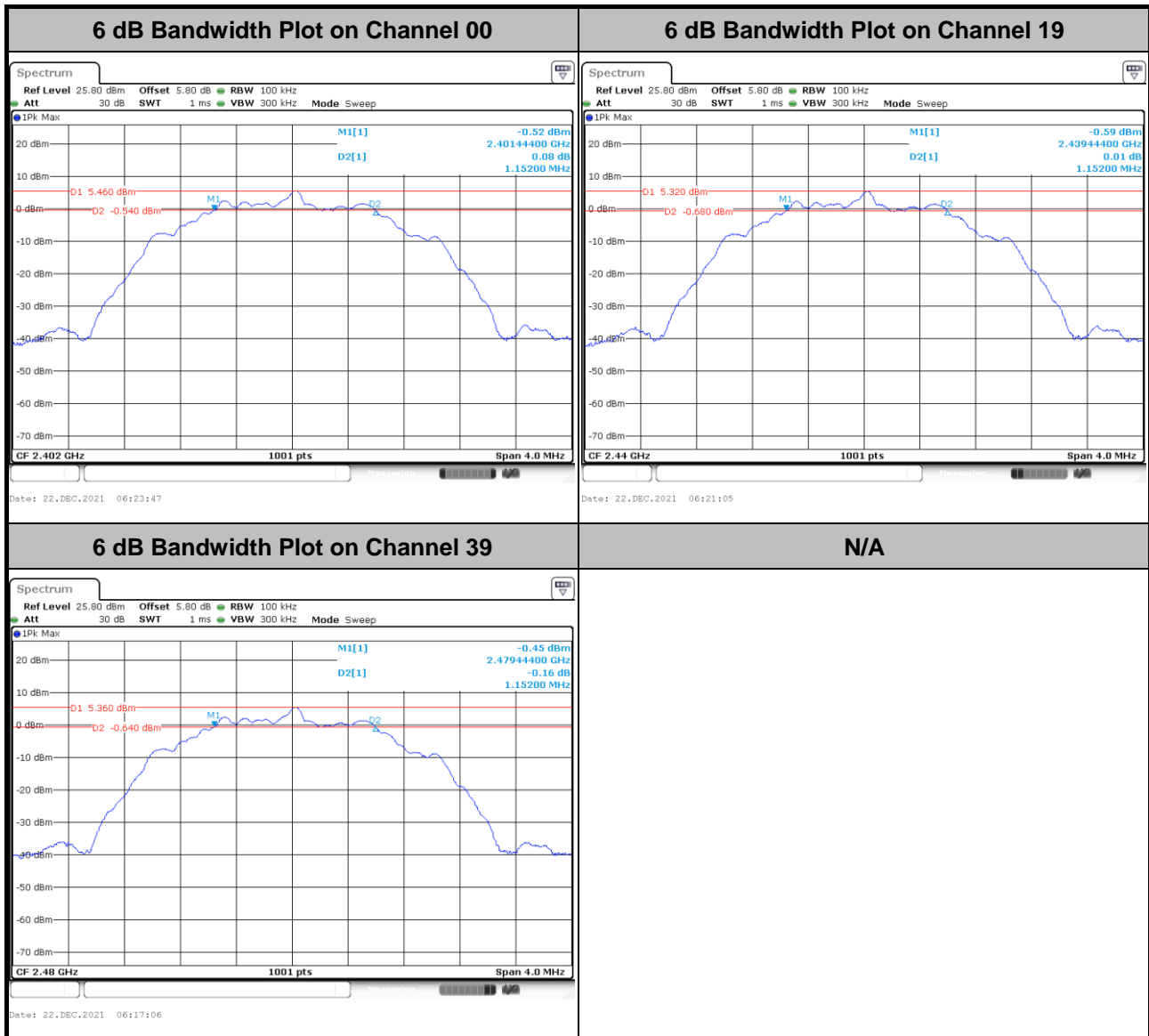
Please refer to Appendix A.

<1Mbps>





<2Mbps>

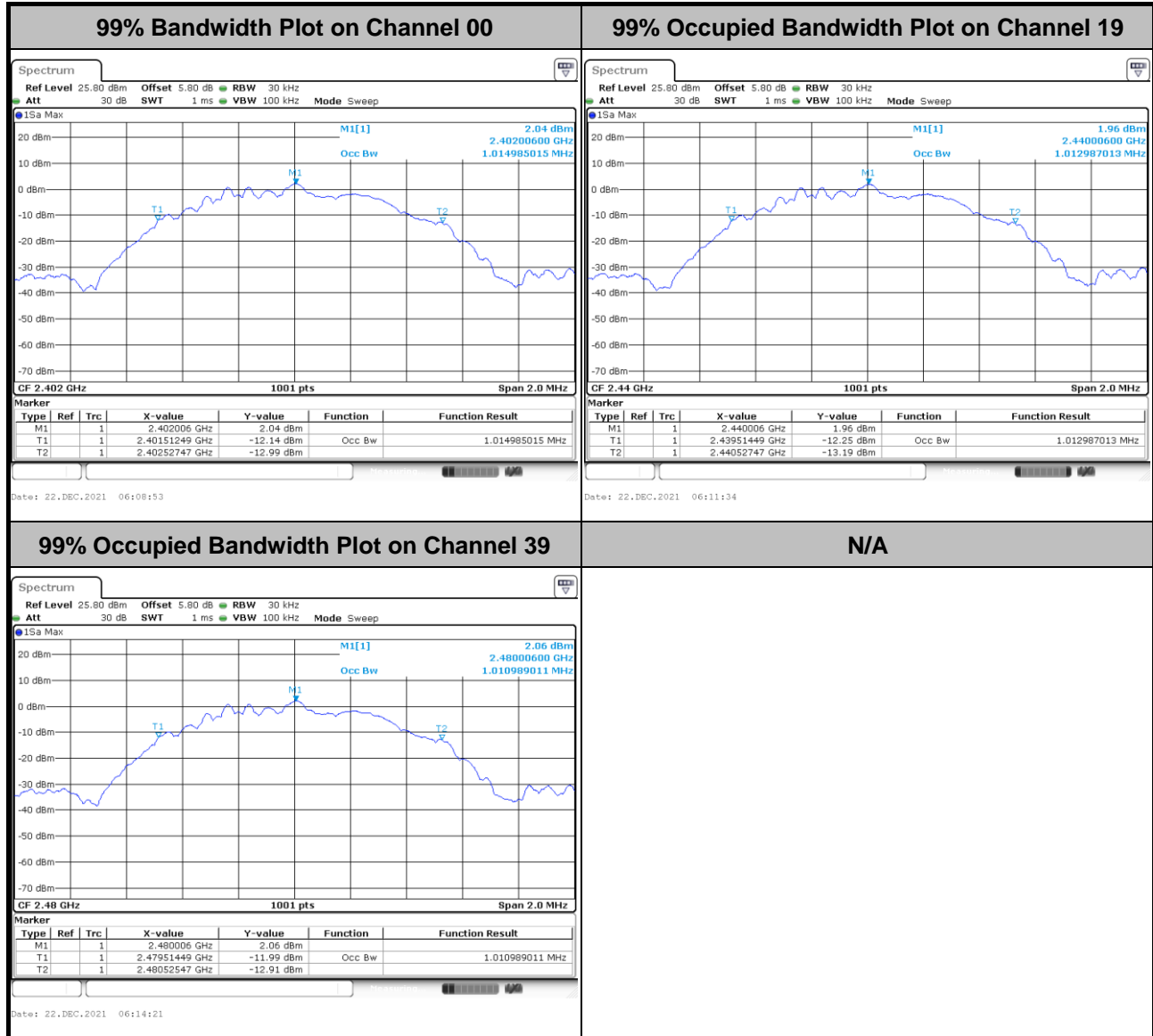




3.1.6 Test Result of 99% Occupied Bandwidth

Please refer to Appendix A.

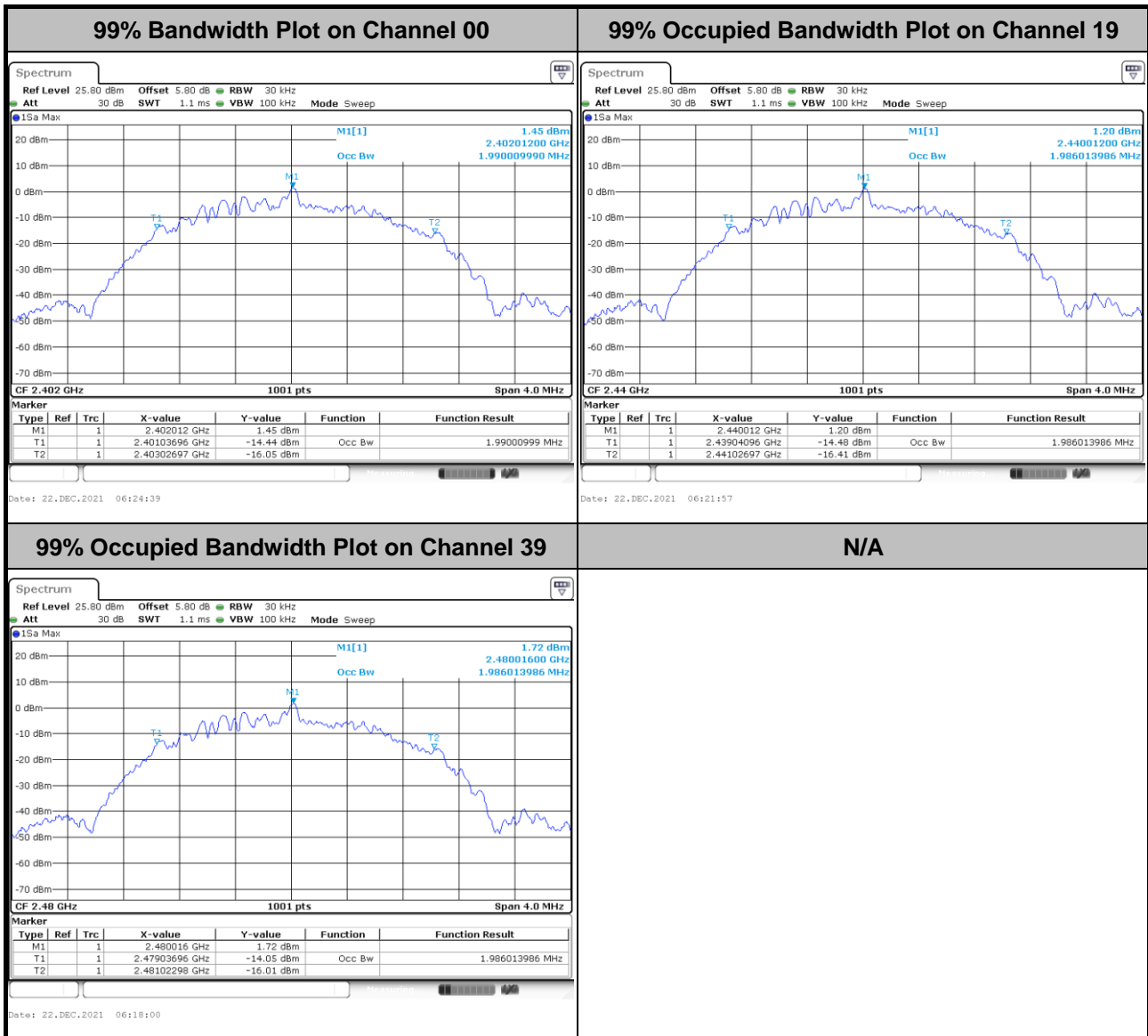
<1Mbps>



Note: The occupied channel bandwidth is maintained within the band of operation for all of the modulations.



<2Mbps>



Note: The occupied channel bandwidth is maintained within the band of operation for all of the modulations.

3.2 Output Power Measurement

3.2.1 Limit of Output Power

For systems using digital modulation in the 2400-2483.5 MHz, the limit for output power is 30 dBm. If transmitting antenna of directional gain greater than 6 dBi is used, the peak output power from the intentional radiator shall be reduced below the above stated value by the amount in dB that the directional gain of the antenna exceeds 6 dBi. In case of point-to-point operation, the limit has to be reduced by 1 dB for every 3 dB that the directional gain of the antenna exceeds 6 dBi.

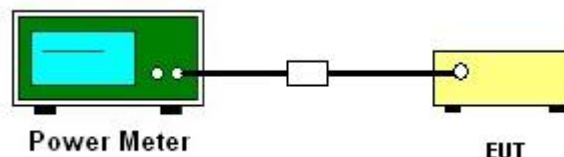
3.2.2 Measuring Instruments

See list of measuring equipment of this test report.

3.2.3 Test Procedures

1. The testing follows the Measurement Procedure of ANSI C63.10-2013 clause 11.9.1.3 PKPM1 Peak power meter or ANSI C63.10-2013 clause 11.9.2.3.1 Method AVGPM method.
2. The RF output of EUT was connected to the power meter by RF cable and attenuator.
3. The path loss was compensated to the results for each measurement.
4. Set the maximum power setting and enable the EUT to transmit continuously.
5. Measure the conducted output power and record the results in the test report.

3.2.4 Test Setup



3.2.5 Test Result of Peak Output Power

Please refer to Appendix A.

3.2.6 Test Result of Average Output Power (Reporting Only)

Please refer to Appendix A.

3.3 Power Spectral Density Measurement

3.3.1 Limit of Power Spectral Density

The peak power spectral density shall not be greater than 8 dBm in any 3 kHz band at any time interval of continuous transmission.

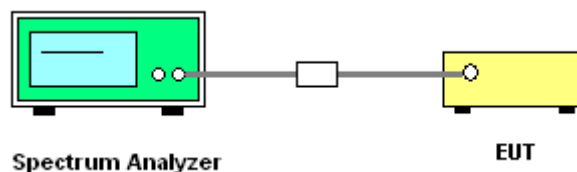
3.3.2 Measuring Instruments

See list of measuring equipment of this test report.

3.3.3 Test Procedures

1. The testing follows the ANSI C63.10 Section 11.10.2 Method PKPSD.
2. The RF output of EUT was connected to the spectrum analyzer by RF cable and attenuator. The path loss was compensated to the results for each measurement.
3. Set the maximum power setting and enable the EUT to transmit continuously.
4. Make the measurement with the spectrum analyzer's resolution bandwidth (RBW) = 3 kHz. Video bandwidth VBW = 10 kHz. In order to make an accurate measurement, set the span to 1.5 times DTS Channel Bandwidth. (6dB BW)
5. Detector = peak, Sweep time = auto couple, Trace mode = max hold, Allow trace to fully stabilize. Use the peak marker function to determine the maximum power level.
6. Measure and record the results in the test report.
7. The Measured power density (dBm)/ 100 kHz is a reference level and is used as 20 dBc down limit line for Conducted Band Edges and Conducted Spurious Emission.

3.3.4 Test Setup



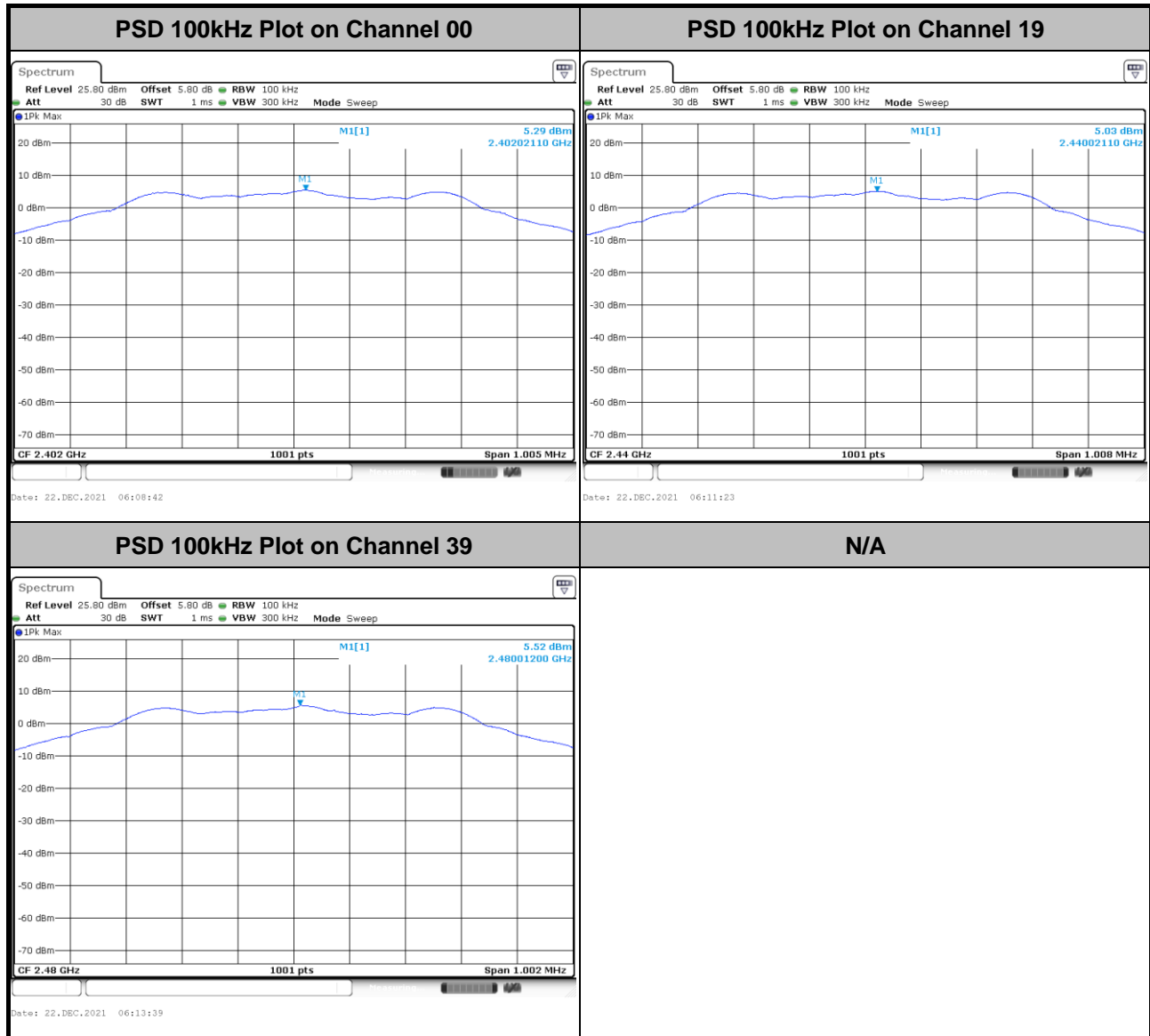
3.3.5 Test Result of Power Spectral Density

Please refer to Appendix A.



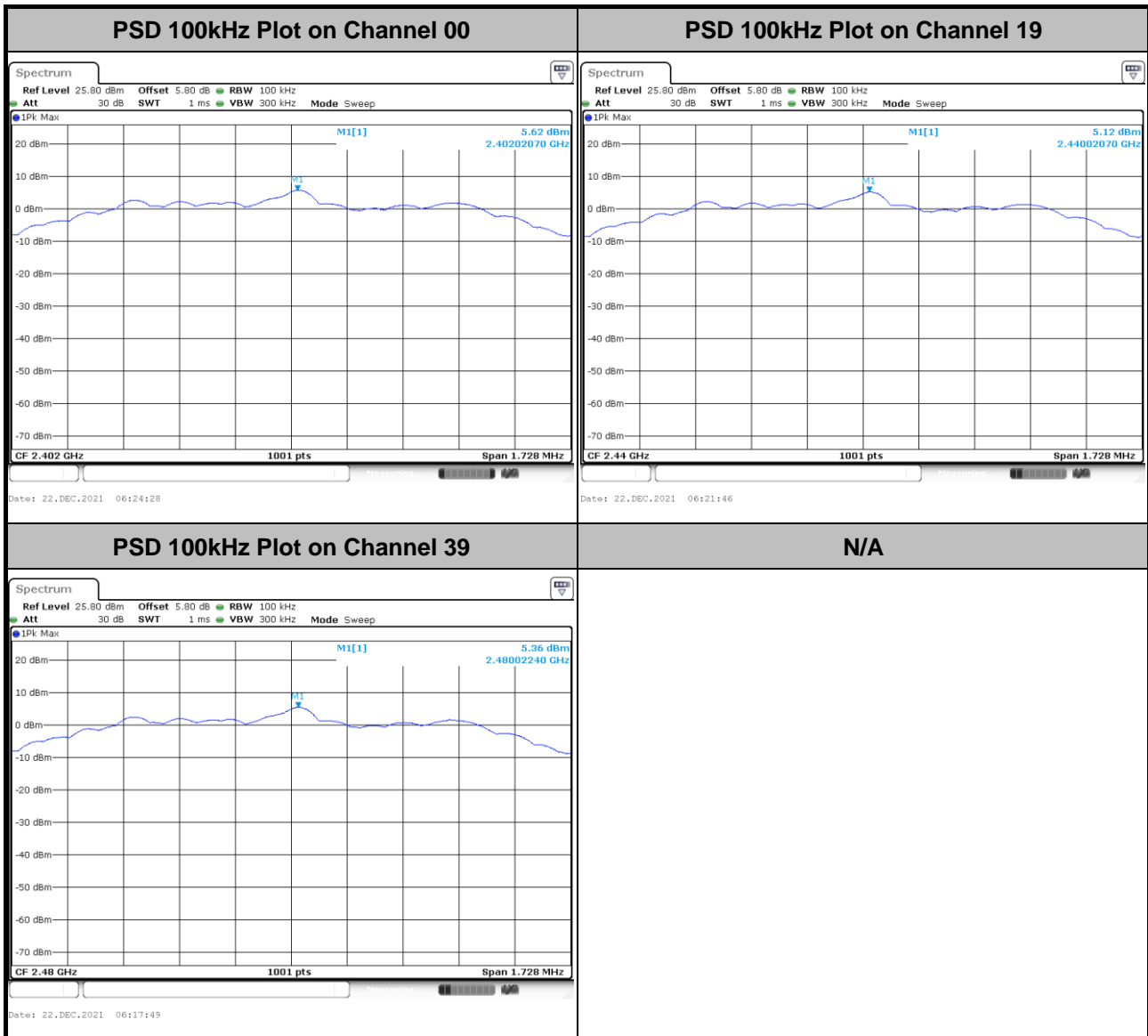
3.3.6 Test Result of Power Spectral Density Plots (100kHz)

<1Mbps>





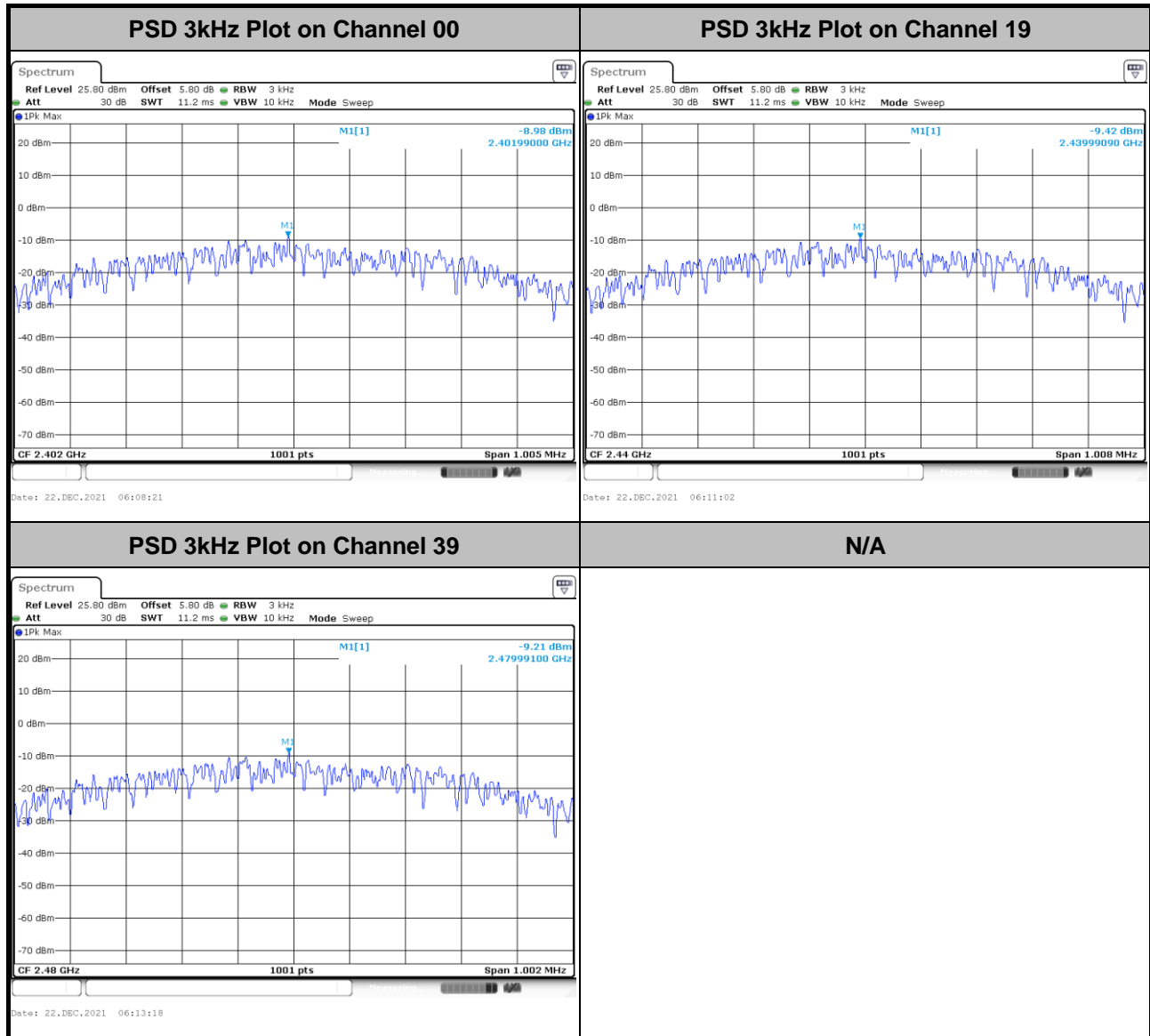
<2Mbps>





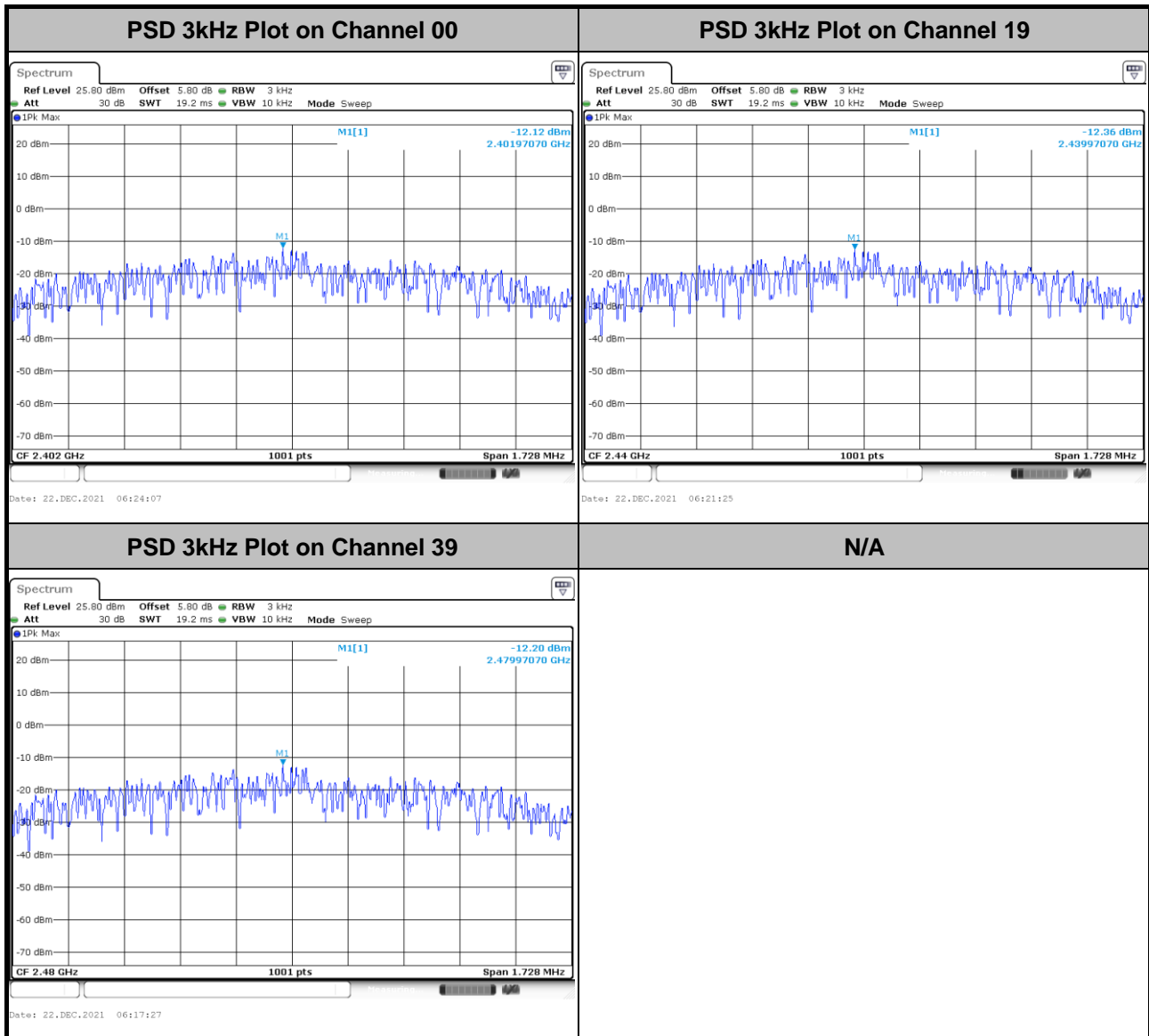
3.3.7 Test Result of Power Spectral Density Plots (3kHz)

<1Mbps>





<2Mbps>



3.4 Conducted Band Edges and Spurious Emission Measurement

3.4.1 Limit of Conducted Band Edges and Spurious Emission

All harmonics/spurious must be at least 20 dB down from the highest emission level within the authorized band.

3.4.2 Measuring Instruments

See list of measuring equipment of this test report.

3.4.3 Test Procedure

1. The testing follows the ANSI C63.10 Section 11.11.3 Emission level measurement.
2. The RF output of EUT was connected to the spectrum analyzer by RF cable and attenuator. The path loss was compensated to the results for each measurement.
3. Set the maximum power setting and enable the EUT to transmit continuously.
4. Set RBW = 100 kHz, VBW = 300 kHz, Peak Detector. Unwanted Emissions measured in any 100 kHz bandwidth outside of the authorized frequency band shall be attenuated by at least 20 dB relative to the maximum in-band peak PSD level in 100 kHz when maximum peak conducted output power procedure is used. If the transmitter complies with the conducted power limits based on the use of RMS averaging over a time interval, the attenuation required under this paragraph shall be 30 dB instead of 20 dB.
5. Measure and record the results in the test report.
6. The RF fundamental frequency should be excluded against the limit line in the operating frequency band.

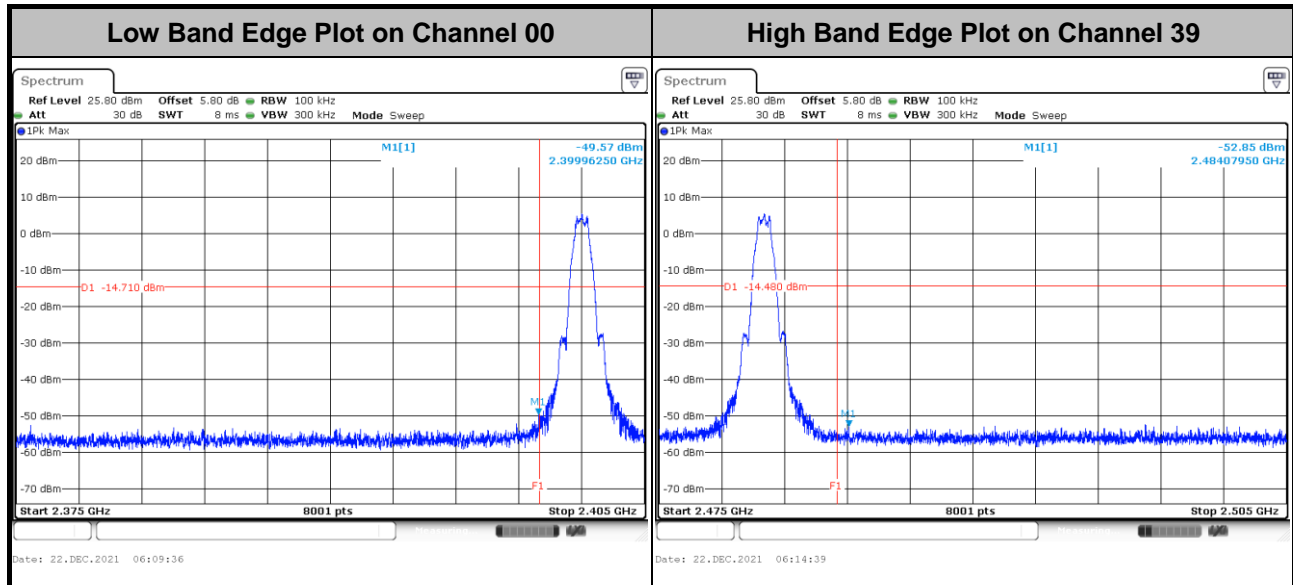
3.4.4 Test Setup



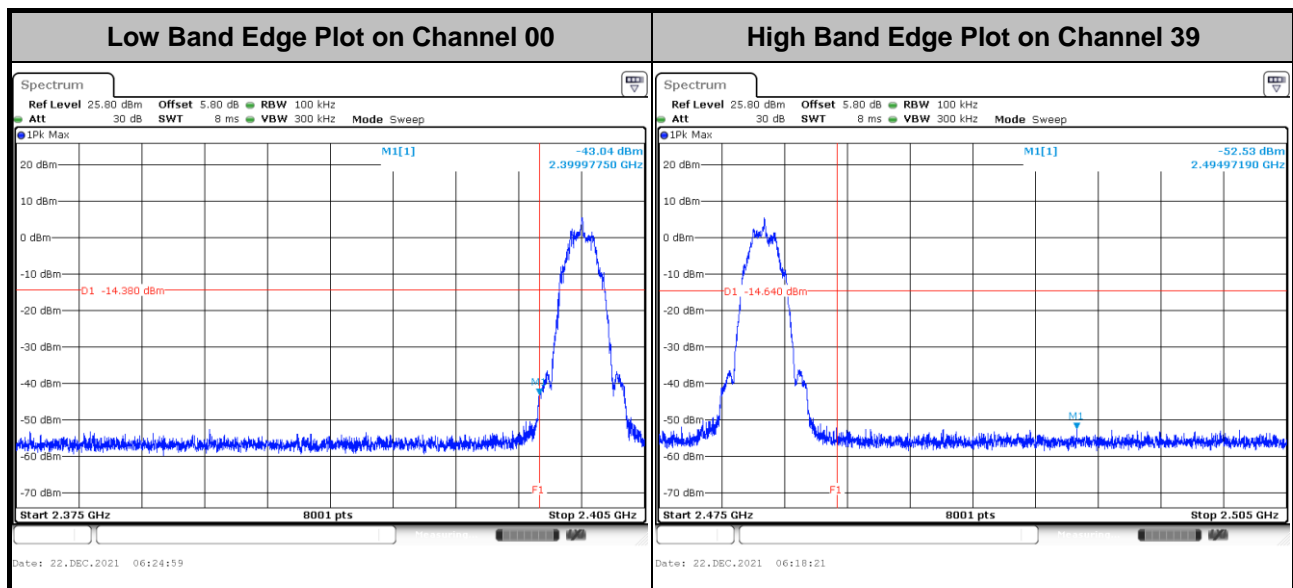


3.4.5 Test Result of Conducted Band Edges Plots

<1Mbps>

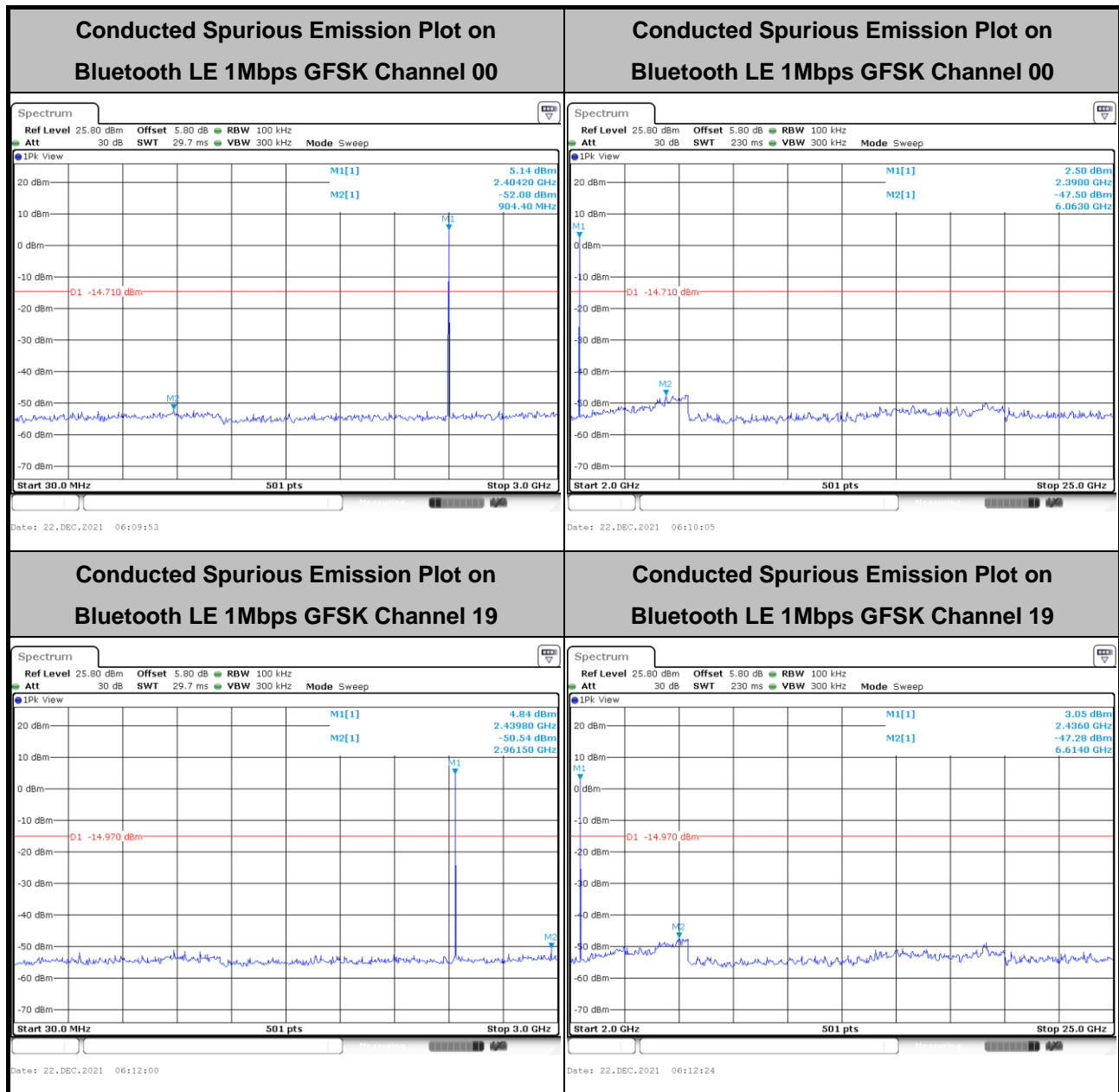


<2Mbps>



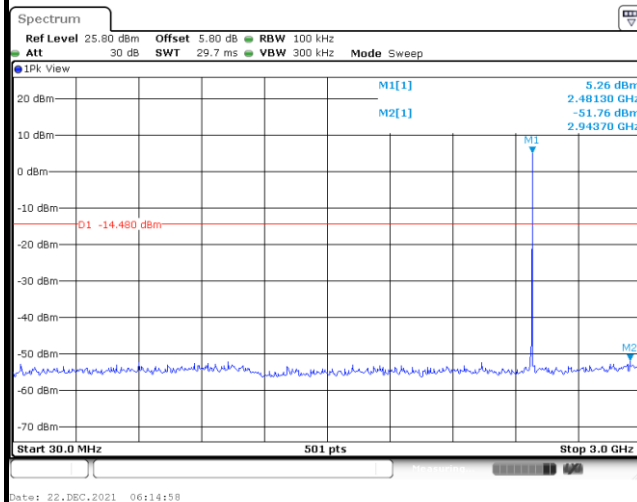


3.4.6 Test Result of Conducted Spurious Emission Plots

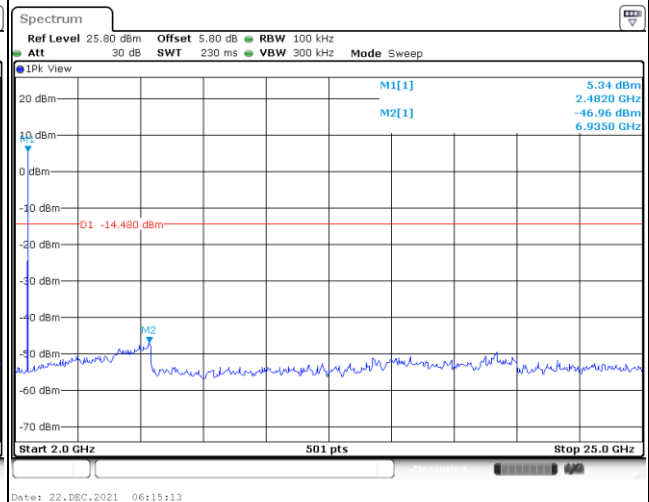




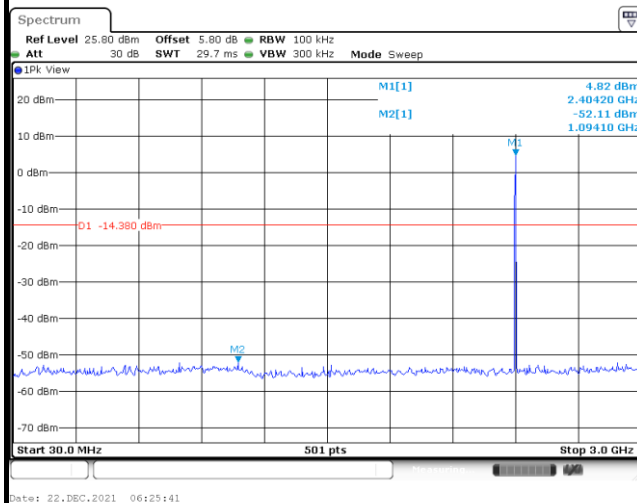
Conducted Spurious Emission Plot on
Bluetooth LE 1Mbps GFSK Channel 39



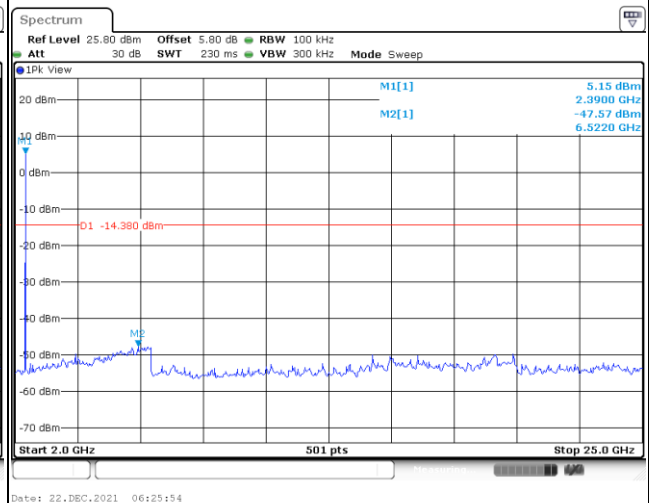
Conducted Spurious Emission Plot on
Bluetooth LE 1Mbps GFSK Channel 39

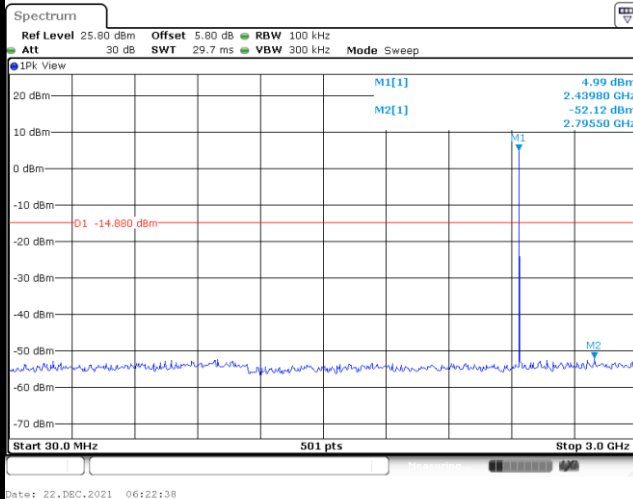
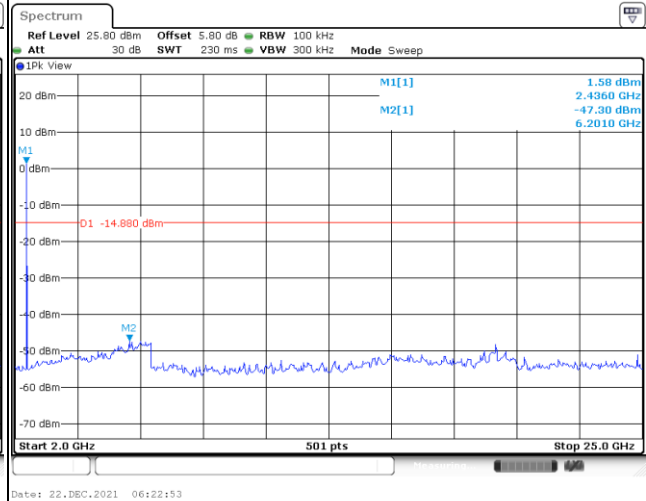
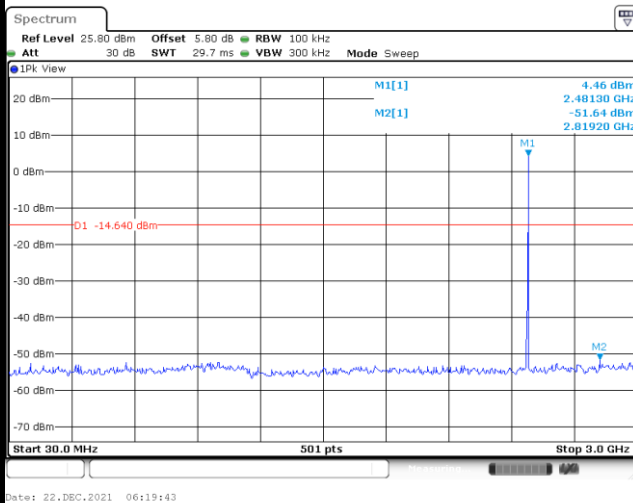
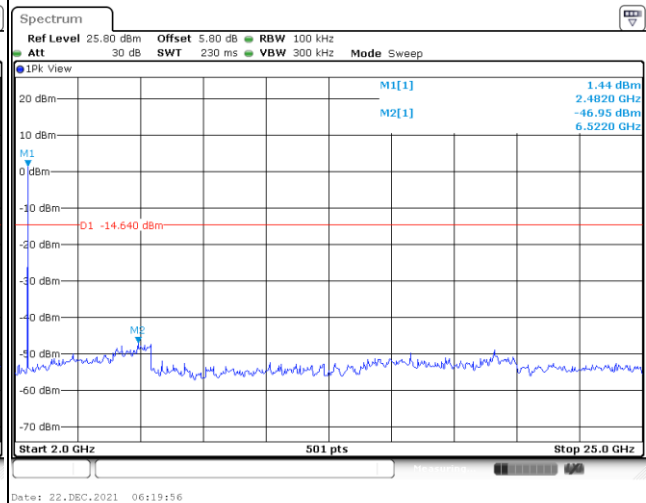


Conducted Spurious Emission Plot on
Bluetooth LE 2Mbps GFSK Channel 00



Conducted Spurious Emission Plot on
Bluetooth LE 2Mbps GFSK Channel 00



**Conducted Spurious Emission Plot on
Bluetooth LE 2Mbps GFSK Channel 19****Conducted Spurious Emission Plot on
Bluetooth LE 2Mbps GFSK Channel 19****Conducted Spurious Emission Plot on
Bluetooth LE 2Mbps GFSK Channel 39****Conducted Spurious Emission Plot on
Bluetooth LE 2Mbps GFSK Channel 39**

3.5 Radiated Band Edges and Spurious Emission Measurement

3.5.1 Limit of Radiated Band Edges and Spurious Emission

In any 100 kHz bandwidth outside the intentional radiator frequency band, all harmonics/spurious must be at least 20 dB below the highest emission level within the authorized band. If the output power of this device was measured by spectrum analyzer, the attenuation under this paragraph shall be 30 dB instead of 20 dB. In addition, radiated emissions which fall in the restricted bands must also comply with the limits as below.

Frequency (MHz)	Field Strength (microvolts/meter)	Measurement Distance (meters)
0.009 – 0.490	2400/F(kHz)	300
0.490 – 1.705	24000/F(kHz)	30
1.705 – 30.0	30	30
30 – 88	100	3
88 – 216	150	3
216 - 960	200	3
Above 960	500	3

3.5.2 Measuring Instruments

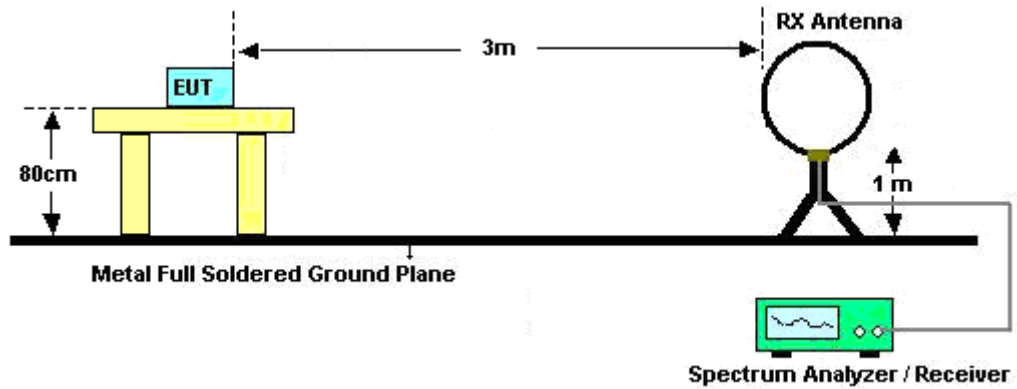
See list of measuring equipment of this test report.

3.5.3 Test Procedures

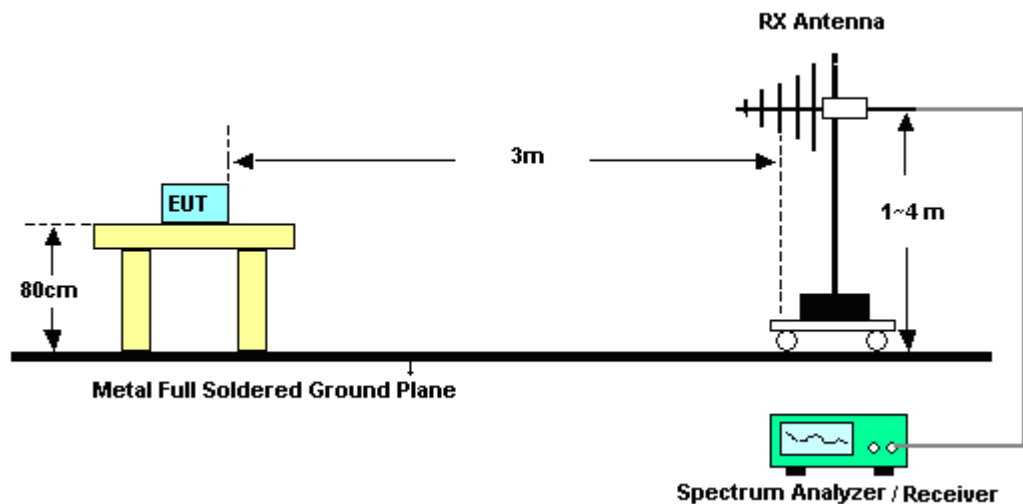
1. The testing follows the ANSI C63.10 Section 11.12.1 Radiated emission measurements.
2. The EUT was arranged to its worst case and then tune the antenna tower (from 1 m to 4 m) and turntable (from 0 degree to 360 degrees) to find the maximum reading. A pre-amp and a high pass filter are used for the test in order to get better signal level.
3. The EUT was placed on a turntable with 0.8 meter for frequency below 1 GHz and 1.5 meter for frequency above 1 GHz respectively above ground.
4. The EUT was set 3 meters from the interference receiving antenna, which was mounted on the top of a variable height antenna tower.
5. Corrected Reading: Antenna Factor + Cable Loss + Read Level - Preamp Factor = Level
6. For testing below 1 GHz, if the emission level of the EUT in peak mode was 3 dB lower than the limit specified, then peak values of EUT will be reported, otherwise, the emissions will be repeated one by one using the CISPR quasi-peak method and be reported.
7. For testing above 1 GHz, the emission level of the EUT in peak mode was 20 dB lower than average limit (that means the emission level in average mode also complies with the limit in average mode), then peak values of EUT will be reported, otherwise, the emissions will be measured in average mode again and be reported.
8. Use the following spectrum analyzer settings:
 - (1) Span shall wide enough to fully capture the emission being measured;
 - (2) Set RBW = 100 kHz for $f < 1$ GHz; VBW \geq RBW; Sweep = auto; Detector function = peak; Trace = max hold;
 - (3) Set RBW = 1 MHz, VBW = 3 MHz for $f \geq 1$ GHz for peak measurement.
For average measurement:
 - VBW = 10 Hz, when duty cycle is no less than 98 percent.
 - VBW $\geq 1/T$, when duty cycle is less than 98 percent where T is the minimum transmission duration over which the transmitter is on and is transmitting at its maximum power control level for the tested mode of operation.

3.5.4 Test Setup

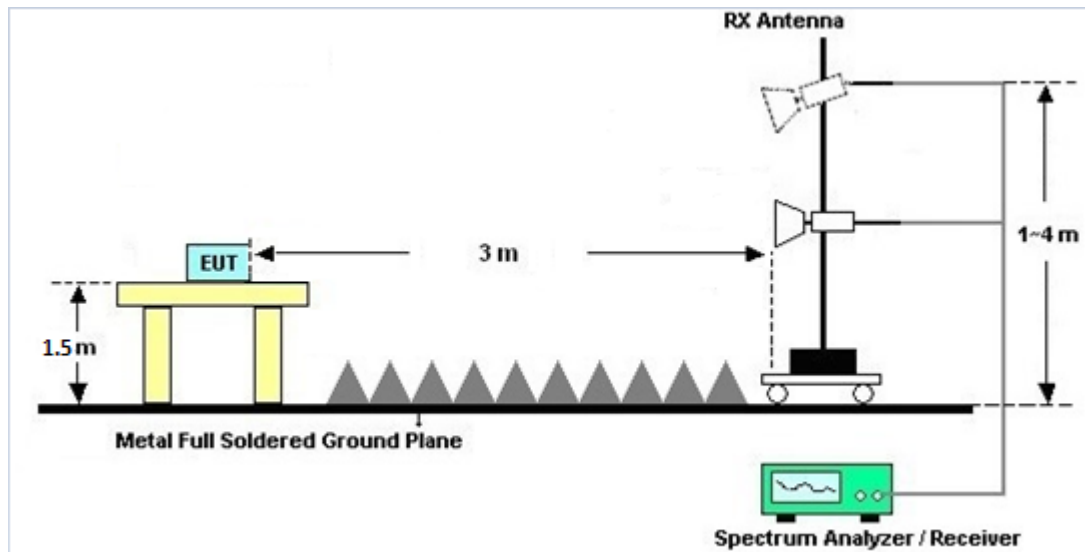
For radiated emissions below 30MHz



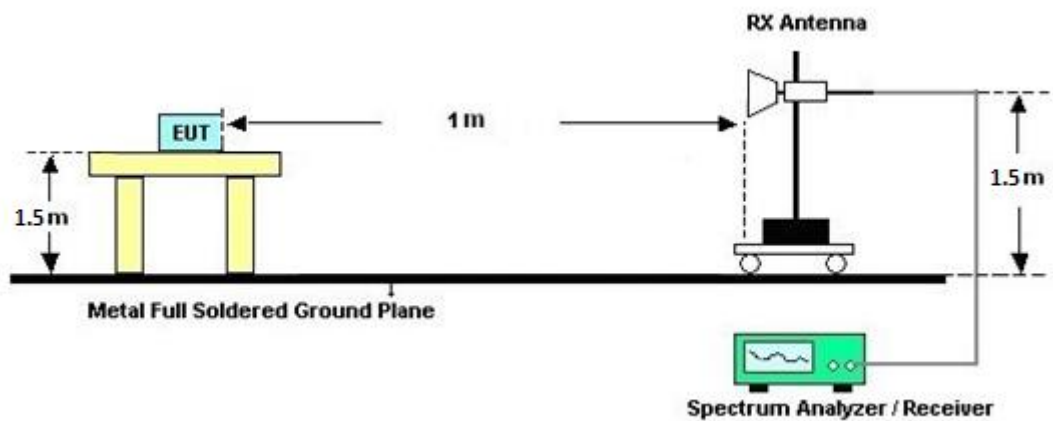
For radiated emissions from 30MHz to 1GHz



For radiated test from 1GHz to 18GHz



For radiated test above 18GHz





3.5.5 Test Results of Radiated Spurious Emissions (9 kHz ~ 30 MHz)

The low frequency, which started from 9 kHz to 30MHz, was pre-scanned and the result which was 20dB lower than the limit line was not reported.

There is adequate comparison measurement of both open-field test site and alternative test site - semi-Anechoic chamber according to 414788 D01 Radiated Test Site v01r01, and the result came out very similar.

3.5.6 Test Result of Radiated Spurious at Band Edges

Please refer to Appendix C and D.

3.5.7 Duty Cycle

Please refer to Appendix E.

3.5.8 Test Result of Radiated Spurious Emission (30 MHz ~ 10th Harmonic)

Please refer to Appendix C and D.

3.6 AC Conducted Emission Measurement

3.6.1 Limit of AC Conducted Emission

For equipment that is designed to be connected to the public utility (AC) power line, the radio frequency voltage that is conducted back onto the AC power line on any frequency or frequencies within the band 150 kHz to 30 MHz shall not exceed the limits in the following table.

Frequency of emission (MHz)	Conducted limit (dB μ V)	
	Quasi-peak	Average
0.15-0.5	66 to 56*	56 to 46*
0.5-5	56	46
5-30	60	50

*Decreases with the logarithm of the frequency.

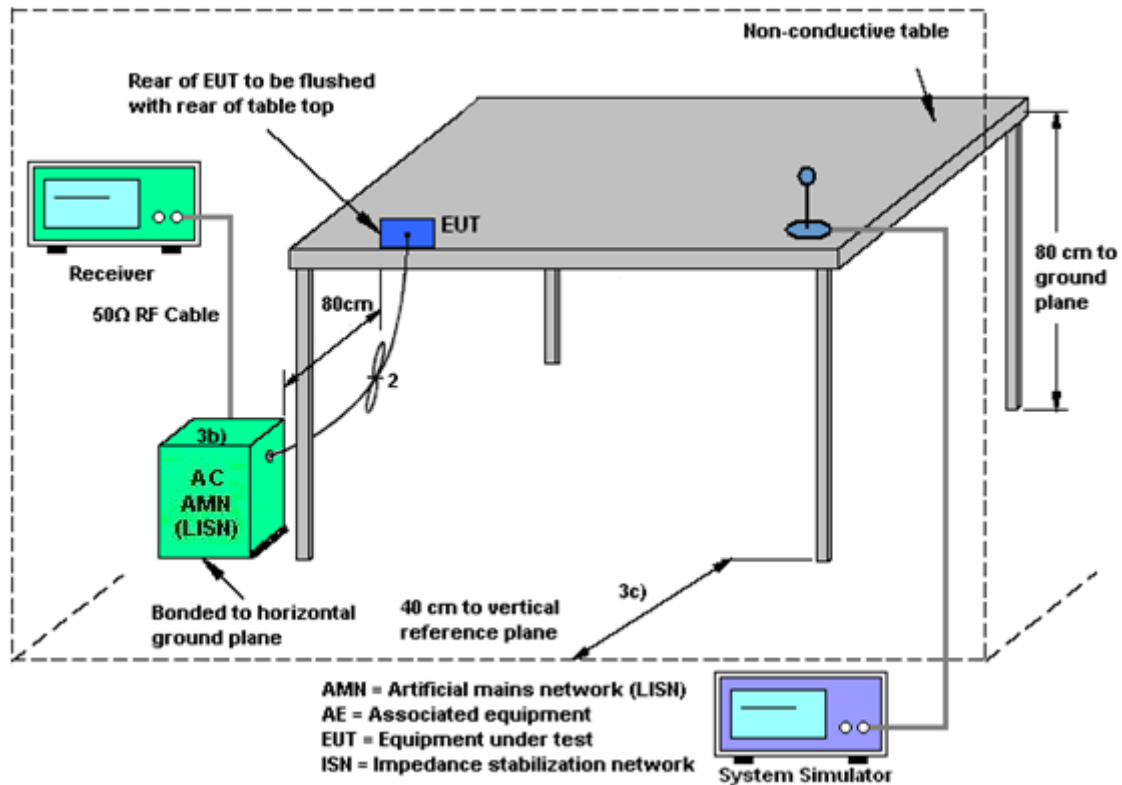
3.6.2 Measuring Instruments

See list of measuring equipment of this test report.

3.6.3 Test Procedures

1. The EUT was placed 0.4 meter from the conducting wall of the shielding room was kept at least 80 centimeters from any other grounded conducting surface.
2. Connect EUT to the power mains through a line impedance stabilization network (LISN).
3. All the support units are connecting to the other LISN.
4. The LISN provides 50 ohm coupling impedance for the measuring instrument.
5. The FCC states that a 50 ohm, 50 microhenry LISN shall be used.
6. Both sides of AC line were checked for maximum conducted interference.
7. The frequency range from 150 kHz to 30 MHz was searched.
8. Set the test-receiver system to Peak Detect Function and specified bandwidth (IF Bandwidth = 9kHz) with Maximum Hold Mode. Then measurement is also conducted by Average Detector and Quasi-Peak Detector Function respectively.

3.6.4 Test Setup



3.6.5 Test Result of AC Conducted Emission

Please refer to Appendix B.



3.7 Antenna Requirements

3.7.1 Standard Applicable

If directional gain of transmitting antennas is greater than 6 dBi, the power shall be reduced by the same level in dB comparing to gain minus 6 dBi. The use of a permanently attached antenna or of an antenna that uses a unique coupling to the intentional radiator shall be considered sufficient to comply with the rule.

3.7.2 Antenna Anti-Replacement Construction

An embedded-in antenna design is used.

3.7.3 Antenna Gain

The antenna peak gain of EUT is less than 6 dBi. Therefore, it is not necessary to reduce maximum peak output power limit.



4 List of Measuring Equipment

Instrument	Manufacturer	Model No.	Serial No.	Characteristics	Calibration Date	Test Date	Due Date	Remark
Spectrum Analyzer	R&S	FSV40	101040	10Hz~40GHz	Oct. 14, 2021	Dec. 22, 2021	Oct. 13, 2022	Conducted (TH01-KS)
Pulse Power Sensor	Anritsu	MA2411B	0917070	300MHz~40GHz	Jan. 07, 2021	Dec. 22, 2021	Jan. 06, 2022	Conducted (TH01-KS)
Power Meter	Anritsu	ML2495A	1005002	50MHz Bandwidth	Jan. 07, 2021	Dec. 22, 2021	Jan. 06, 2022	Conducted (TH01-KS)
EMI Test Receiver	Keysight	N9038A	MY56400004	3Hz~8.5GHz; Max 30dBm	Oct. 16, 2021	Jan. 28, 2022	Oct. 15, 2022	Radiation (03CH06-KS)
EXA Spectrum Analyzer	Keysight	N9010A	MY55150208	10Hz~44GHz	Apr. 12, 2021	Jan. 28, 2022	Apr. 11, 2022	Radiation (03CH06-KS)
Loop Antenna	R&S	HFH2-Z2	100321	9kHz~30MHz	Oct. 30, 2021	Jan. 28, 2022	Oct. 29, 2022	Radiation (03CH06-KS)
Bilog Antenna	TeseQ	CBL6111D	49921	30MHz~1GHz	May 27, 2021	Jan. 28, 2022	May 26, 2022	Radiation (03CH06-KS)
Double Ridge Horn Antenna	ETS-Lindgren	3117	00218652	1GHz~18GHz	Apr. 25, 2021	Jan. 28, 2022	Apr. 24, 2022	Radiation (03CH06-KS)
SHF-EHF Horn	Com-power	AH-840	101093	18GHz~40GHz	Jan. 05, 2022	Jan. 28, 2022	Jan. 04, 2023	Radiation (03CH06-KS)
Amplifier	SONOMA	310N	187289	9KHz ~1GHZ	Apr. 12, 2021	Jan. 28, 2022	Apr. 11, 2022	Radiation (03CH06-KS)
Amplifier	MITEQ	EM18G40GGA	060728	18~40GHz	Jan. 05, 2022	Jan. 28, 2022	Jan. 04, 2023	Radiation (03CH06-KS)
high gain Amplifier	MITEQ	AMF-7D-0010 1800-30-10P	2025788	1Ghz-18Ghz	Jul. 30, 2021	Jan. 28, 2022	Jul. 29, 2022	Radiation (03CH06-KS)
Amplifier	Keysight	83017A	MY53270203	500MHz~26.5GHz	Apr. 13, 2021	Jan. 28, 2022	Apr. 12, 2022	Radiation (03CH06-KS)
AC Power Source	Chroma	61601	F104090004	N/A	NCR	Jan. 28, 2022	NCR	Radiation (03CH06-KS)
Turn Table	ChamPro	EM 1000-T	060762-T	0~360 degree	NCR	Jan. 28, 2022	NCR	Radiation (03CH06-KS)
Antenna Mast	ChamPro	EM 1000-A	060762-A	1 m~4 m	NCR	Jan. 28, 2022	NCR	Radiation (03CH06-KS)
EMI Receiver	R&S	ESC17	100768	9kHz~7GHz;	Apr. 21, 2021	Dec. 20, 2021	Apr. 20, 2022	Conduction (CO01-KS)
AC LISN (for auxiliary equipment)	MessTec	AN3016	060103	9kHz~30MHz	Oct. 14, 2021	Dec. 20, 2021	Oct. 13, 2022	Conduction (CO01-KS)
AC LISN	MessTec	AN3016	060105	9kHz~30MHz	Apr. 13, 2021	Dec. 20, 2021	Apr. 12, 2022	Conduction (CO01-KS)
AC Power Source	Chroma	61602	ABP000000811	AC 0V~300V, 45Hz~1000Hz	Oct. 14, 2021	Dec. 20, 2021	Oct. 13, 2022	Conduction (CO01-KS)

NCR: No Calibration Required

5 Uncertainty of Evaluation

Uncertainty of Conducted Emission Measurement (150 kHz ~ 30 MHz)

Measuring Uncertainty for a Level of Confidence of 95% ($U = 2Uc(y)$)	2.94dB
---	--------

Uncertainty of Radiated Emission Measurement (30 MHz ~ 1000 MHz)

Measuring Uncertainty for a Level of Confidence of 95% ($U = 2Uc(y)$)	5.0dB
---	-------

Uncertainty of Radiated Emission Measurement (1000 MHz ~ 18000 MHz)

Measuring Uncertainty for a Level of Confidence of 95% ($U = 2Uc(y)$)	5.0dB
---	-------

Uncertainty of Radiated Emission Measurement (18000 MHz ~ 40000 MHz)

Measuring Uncertainty for a Level of Confidence of 95% ($U = 2Uc(y)$)	5.0dB
---	-------



Appendix A. Conducted Test Results

Bluetooth Low Energy

Test Engineer:	Jack Fan	Temperature:	20~26	°C
Test Date:	2021/12/22	Relative Humidity:	40~51	%

TEST RESULTS DATA
6dB and 99% Occupied Bandwidth

Mod.	Data Rate	NTX	CH.	Freq. (MHz)	99% Occupied BW (MHz)	6dB BW (MHz)	6dB BW Limit (MHz)	Pass/Fail
BLE	1Mbps	1	0	2402	1.01	0.67	0.50	Pass
BLE	1Mbps	1	19	2440	1.01	0.67	0.50	Pass
BLE	1Mbps	1	39	2480	1.01	0.67	0.50	Pass

TEST RESULTS DATA
Peak Power Table

Mod.	Data Rate	NTX	CH.	Freq. (MHz)	Peak Conducted Power (dBm)	Conducted Power Limit (dBm)	DG (dBi)	EIRP Power (dBm)	EIRP Power Limit (dBm)	Pass /Fail
BLE	1Mbps	1	0	2402	5.53	30.00	2.30	7.83	36.00	Pass
BLE	1Mbps	1	19	2440	5.44	30.00	2.30	7.74	36.00	Pass
BLE	1Mbps	1	39	2480	6.02	30.00	2.30	8.32	36.00	Pass

TEST RESULTS DATA
Average Power Table
(Reporting Only)

Mod.	Data Rate	NTX	CH.	Freq. (MHz)	Duty Factor (dB)	Average Conducted Power (dBm)
BLE	1Mbps	1	0	2402	2.07	5.34
BLE	1Mbps	1	19	2440	2.07	5.08
BLE	1Mbps	1	39	2480	2.07	5.68

TEST RESULTS DATA
Peak Power Density

Mod.	Data Rate	NTX	CH.	Freq. (MHz)	Peak PSD (dBm /100kHz)	Peak PSD (dBm /3kHz)	DG (dBi)	Peak PSD Limit (dBm /3kHz)	Pass/Fail
BLE	1Mbps	1	0	2402	5.29	-8.98	2.30	8.00	Pass
BLE	1Mbps	1	19	2440	5.03	-9.42	2.30	8.00	Pass
BLE	1Mbps	1	39	2480	5.52	-9.21	2.30	8.00	Pass

Note: PSD (dBm/ 100kHz) is a reference level used for Conducted Band Edges and Conducted Spurious Emission 20dBc limit.

Bluetooth Low Energy

Test Engineer:	Jack Fan	Temperature:	20~26	°C
Test Date:	2021/12/22	Relative Humidity:	40~51	%

TEST RESULTS DATA
6dB and 99% Occupied Bandwidth

Mod.	Data Rate	N _{TX}	CH.	Freq. (MHz)	99% Occupied BW (MHz)	6dB BW (MHz)	6dB BW Limit (MHz)	Pass/Fail
BLE	2Mbps	1	0	2402	1.99	1.15	0.50	Pass
BLE	2Mbps	1	19	2440	1.99	1.15	0.50	Pass
BLE	2Mbps	1	39	2480	1.99	1.15	0.50	Pass

TEST RESULTS DATA
Peak Power Table

Mod.	Data Rate	N _{TX}	CH.	Freq. (MHz)	Peak Conducted Power (dBm)	Conducted Power Limit (dBm)	DG (dBi)	EIRP Power (dBm)	EIRP Power Limit (dBm)	Pass /Fail
BLE	2Mbps	1	0	2402	5.98	30.00	2.30	8.28	36.00	Pass
BLE	2Mbps	1	19	2440	5.89	30.00	2.30	8.19	36.00	Pass
BLE	2Mbps	1	39	2480	6.19	30.00	2.30	8.49	36.00	Pass

TEST RESULTS DATA
Average Power Table
(Reporting Only)

Mod.	Data Rate	N _{TX}	CH.	Freq. (MHz)	Duty Factor (dB)	Average Conducted Power (dBm)
BLE	2Mbps	1	0	2402	4.89	5.50
BLE	2Mbps	1	19	2440	4.89	5.38
BLE	2Mbps	1	39	2480	4.89	5.67

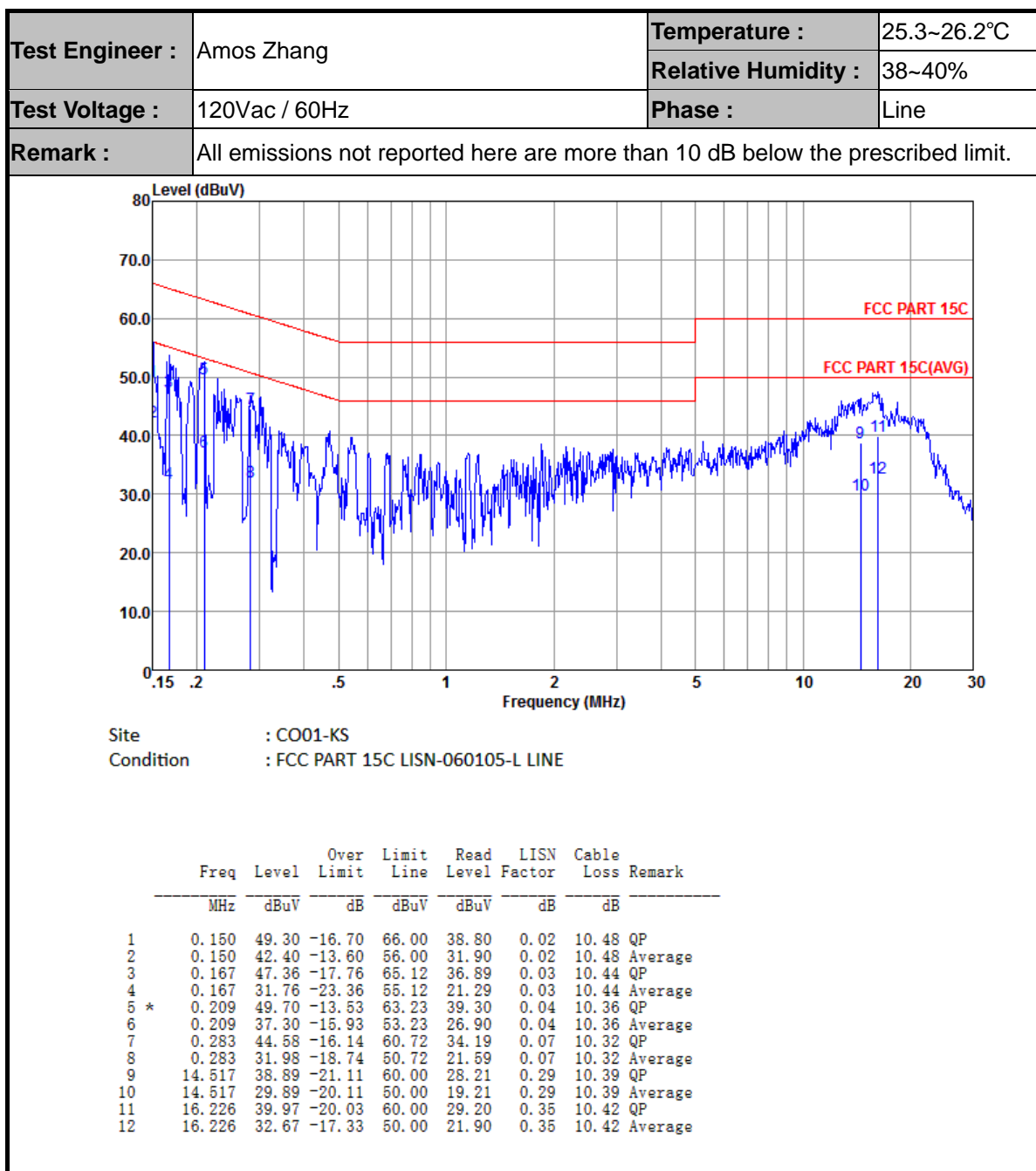
TEST RESULTS DATA
Peak Power Density

Mod.	Data Rate	N _{TX}	CH.	Freq. (MHz)	Peak PSD (dBm /100kHz)	Peak PSD (dBm /3kHz)	DG (dBi)	Peak PSD Limit (dBm /3kHz)	Pass/Fail
BLE	2Mbps	1	0	2402	5.62	-12.12	2.30	8.00	Pass
BLE	2Mbps	1	19	2440	5.12	-12.36	2.30	8.00	Pass
BLE	2Mbps	1	39	2480	5.36	-12.20	2.30	8.00	Pass

Note: PSD (dBm/ 100kHz) is a reference level used for Conducted Band Edges and Conducted Spurious Emission 20dBc limit.

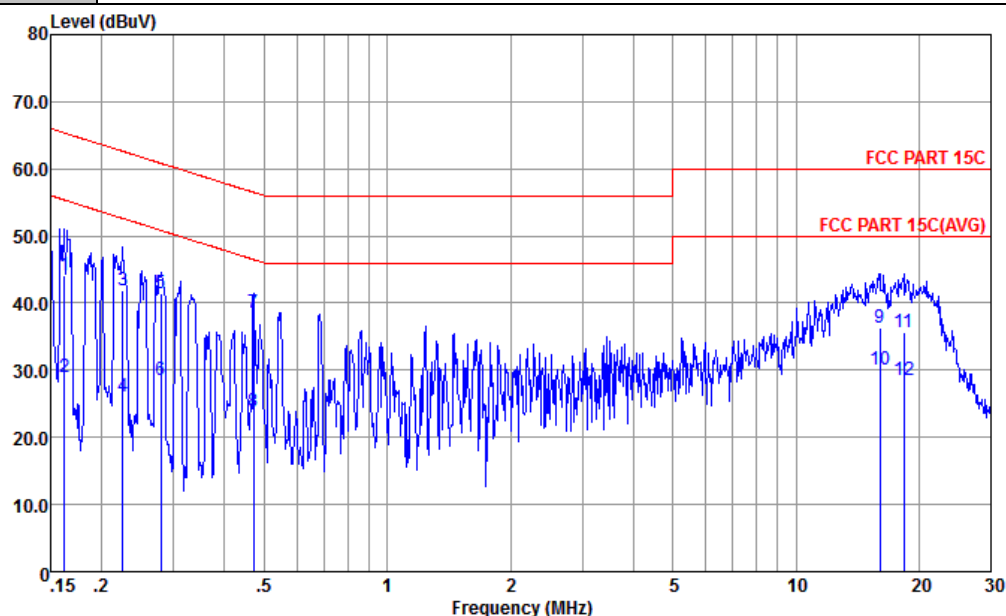


Appendix B. AC Conducted Emission Test Results





Test Engineer :	Amos Zhang	Temperature :	25.3~26.2°C
		Relative Humidity :	38~40%
Test Voltage :	120Vac / 60Hz	Phase :	Neutral
Remark :	All emissions not reported here are more than 10 dB below the prescribed limit.		



Site : CO01-KS
Condition : FCC PART 15C LISN-060105-N NEUTRAL

	Freq	Level	Over	Limit	Read	LISN	Cable	Remark
	MHz	dBuV	Limit	Line	Level	Factor	Loss	
			dB	dBuV	dBuV	dB	dB	
1	0.162	44.15	-21.19	65.34	33.59	0.11	10.45	QP
2	0.162	29.05	-26.29	55.34	18.49	0.11	10.45	Average
3	0.226	41.95	-20.66	62.61	31.50	0.10	10.35	QP
4	0.226	26.05	-26.56	52.61	15.60	0.10	10.35	Average
5	0.279	41.52	-19.33	60.85	31.10	0.10	10.32	QP
6	0.279	28.62	-22.23	50.85	18.20	0.10	10.32	Average
7 *	0.471	38.55	-17.94	56.49	28.20	0.11	10.24	QP
8	0.471	23.95	-22.54	46.49	13.60	0.11	10.24	Average
9	16.055	36.38	-23.62	60.00	25.60	0.36	10.42	QP
10	16.055	29.98	-20.02	50.00	19.20	0.36	10.42	Average
11	18.328	35.72	-24.28	60.00	24.81	0.45	10.46	QP
12	18.328	28.52	-21.48	50.00	17.61	0.45	10.46	Average

Note:

- Level(dBμV) = Read Level(dBμV) + LISN Factor(dB) + Cable Loss(dB)
- Over Limit(dB) = Level(dBμV) – Limit Line(dBμV)



Appendix C. Radiated Spurious Emission

Test Engineer :	Henry Li	Temperature :	22~23°C
		Relative Humidity :	41~42%

<1Mbps>

2.4GHz 2400~2483.5MHz

BLE (Band Edge @ 3m)

BLE	Note	Frequency	Level	Over	Limit	Read	Antenna	Path	Preamp	Ant	Table	Peak	Pol.
Ant				Limit	Line	Level	Factor	Loss	Factor	Pos	Pos	Avg.	
6		(MHz)	(dBμV/m)	(dB)	(dBμV/m)	(dBμV)	(dB/m)	(dB)	(dB)	(cm)	(deg)	(P/A)	(H/V)
BLE CH 00 2402MHz		2319.36	54.42	-19.58	74	49.63	30.71	7.04	32.96	183	68	P	H
		2389.82	44.19	-9.81	54	38.93	30.94	7.16	32.84	183	68	A	H
	*	2402	100.15	-	-	94.83	31	7.16	32.84	183	68	P	H
	*	2402	99.58	-	-	94.26	31	7.16	32.84	183	68	A	H
		2374.35	54.06	-19.94	74	48.93	30.88	7.13	32.88	391	97	P	V
		2382.8	44.2	-9.8	54	39.07	30.88	7.13	32.88	391	97	A	V
	*	2402	96.47	-	-	91.15	31	7.16	32.84	391	97	P	V
	*	2402	95.75	-	-	90.43	31	7.16	32.84	391	97	A	V
BLE CH 39 2480MHz		2483.8	55.13	-18.87	74	49.37	31.13	7.27	32.64	125	72	P	H
		2483.5	46.13	-7.87	54	40.37	31.13	7.27	32.64	125	72	A	H
	*	2480	99.91	-	-	94.15	31.13	7.27	32.64	125	72	P	H
	*	2480	99.12	-	-	93.36	31.13	7.27	32.64	125	72	A	H
		2496.52	54.57	-19.43	74	48.67	31.17	7.3	32.57	382	107	P	V
		2483.62	44.72	-9.28	54	38.96	31.13	7.27	32.64	382	107	A	V
	*	2480	94.66	-	-	88.9	31.13	7.27	32.64	382	107	P	V
	*	2480	94.18	-	-	88.42	31.13	7.27	32.64	382	107	A	V
Remark	1. No other spurious found.												
	2. All results are PASS against Peak and Average limit line.												



2.4GHz 2400~2483.5MHz

BLE (Harmonic @ 3m)

BLE Ant 6	Note	Frequency (MHz)	Level (dBμV/m)	Over Limit (dB)	Limit Line (dBμV/m)	Read Level (dBμV)	Antenna Factor (dB/m)	Path Loss (dB)	Preamp Factor (dB)	Ant Pos (cm)	Table Pos (deg)	Peak Avg. (P/A)	Pol. (H/V)
BLE CH 00 2402MHz		4800	41.7	-32.3	74	56.99	34.51	10.24	60.04	300	0	P	H
		4800	41.38	-32.62	74	56.67	34.51	10.24	60.04	100	0	P	V
BLE CH 19 2440MHz		4875	41.76	-32.24	74	56.81	34.66	10.32	60.03	300	0	P	H
		7320	44.02	-29.98	74	55.21	36.56	12.77	60.52	300	0	P	H
		4875	42.38	-31.62	74	57.43	34.66	10.32	60.03	100	0	P	V
		7320	44.24	-29.76	74	55.43	36.56	12.77	60.52	100	0	P	V
BLE CH 39 2480MHz		4965	42.63	-31.37	74	57.4	34.81	10.43	60.01	300	0	P	H
		7440	44.04	-29.96	74	55.11	36.59	12.88	60.54	300	0	P	H
		4965	43.29	-30.71	74	58.06	34.81	10.43	60.01	100	0	P	V
		7440	45.37	-28.63	74	56.44	36.59	12.88	60.54	100	0	P	V
Remark	1. No other spurious found. 2. All results are PASS against Peak and Average limit line.												



<2Mbps>

2.4GHz 2400~2483.5MHz

BLE (Band Edge @ 3m)

BLE Ant	Note	Frequency	Level	Over Limit	Limit Line	Read Level	Antenna Factor	Path Loss	Preamp Factor	Ant Pos	Table Pos	Peak Avg.	Pol.
6		(MHz)	(dBμV/m)	(dB)	(dBμV/m)	(dBμV)	(dB/m)	(dB)	(dB)	(cm)	(deg)	(P/A)	(H/V)
BLE CH 00 2402MHz		2345.36	53.8	-20.2	74	48.88	30.77	7.07	32.92	186	68	P	H
		2383.97	44.74	-9.26	54	39.55	30.94	7.13	32.88	186	68	A	H
	*	2402	100.63	-	-	95.31	31	7.16	32.84	186	68	P	H
	*	2402	99.3	-	-	93.98	31	7.16	32.84	186	68	A	H
		2345.88	54.71	-19.29	74	49.79	30.77	7.07	32.92	388	97	P	V
		2385.53	44.77	-9.23	54	39.55	30.94	7.16	32.88	388	97	A	V
	*	2402	96.74	-	-	91.42	31	7.16	32.84	388	97	P	V
	*	2402	95.38	-	-	90.06	31	7.16	32.84	388	97	A	V
BLE CH 39 2480MHz		2483.74	56.03	-17.97	74	50.27	31.13	7.27	32.64	124	72	P	H
		2483.5	47.99	-6.01	54	42.23	31.13	7.27	32.64	124	72	A	H
	*	2480	99.91	-	-	94.15	31.13	7.27	32.64	124	72	P	H
	*	2480	98.46	-	-	92.7	31.13	7.27	32.64	124	72	A	H
		2497.78	54.86	-19.14	74	48.96	31.17	7.3	32.57	371	96	P	V
		2483.5	46.12	-7.88	54	40.36	31.13	7.27	32.64	371	96	A	V
	*	2480	95.2	-	-	89.44	31.13	7.27	32.64	371	96	P	V
	*	2480	93.77	-	-	88.01	31.13	7.27	32.64	371	96	A	V
Remark	1. No other spurious found. 2. All results are PASS against Peak and Average limit line.												



2.4GHz 2400~2483.5MHz

BLE (Harmonic @ 3m)

BLE Ant 6	Note	Frequency (MHz)	Level (dBμV/m)	Over Limit (dB)	Limit Line (dBμV/m)	Read Level (dBμV)	Antenna Factor (dB/m)	Path Loss (dB)	Preamp Factor (dB)	Ant Pos (cm)	Table Pos (deg)	Peak Avg. (P/A)	Pol. (H/V)
BLE CH 00 2402MHz		4800	41.39	-32.61	74	56.68	34.51	10.24	60.04	300	0	P	H
		4800	41.63	-32.37	74	56.92	34.51	10.24	60.04	100	0	P	V
BLE CH 19 2440MHz		4875	42.82	-31.18	74	57.87	34.66	10.32	60.03	300	0	P	H
		7320	44.17	-29.83	74	55.36	36.56	12.77	60.52	300	0	P	H
		4875	41.98	-32.02	74	57.03	34.66	10.32	60.03	100	0	P	V
		7320	44.47	-29.53	74	55.66	36.56	12.77	60.52	100	0	P	V
BLE CH 39 2480MHz		4965	42.46	-31.54	74	57.23	34.81	10.43	60.01	300	0	P	H
		7440	44.07	-29.93	74	55.14	36.59	12.88	60.54	300	0	P	H
		4965	42.4	-31.6	74	57.17	34.81	10.43	60.01	100	0	P	V
		7440	44.76	-29.24	74	55.83	36.59	12.88	60.54	100	0	P	V
Remark	1. No other spurious found. 2. All results are PASS against Peak and Average limit line.												



Emission below 1GHz

2.4GHz BLE (LF)

BLE	Note	Frequency	Level	Over	Limit	Read	Antenna	Path	Preamp	Ant	Table	Peak	Pol.
Ant				Limit	Line	Level	Factor	Loss	Factor	Pos	Pos	Avg.	
6		(MHz)	(dBμV/m)	(dB)	(dBμV/m)	(dBμV)	(dB/m)	(dB)	(dB)	(cm)	(deg)	(P/A)	(H/V)
2.4GHz BLE LF		30.97	21.64	-18.36	40	28.26	24.04	0.59	31.25	-	-	P	H
		155.13	17.93	-25.57	43.5	30.99	16.25	2.01	31.32	-	-	P	H
		186.17	21.36	-22.14	43.5	35.36	15.12	2.21	31.33	-	-	P	H
		289.96	25.2	-20.8	46	34.68	19.35	2.76	31.59	-	-	P	H
		762.35	28.39	-17.61	46	29.31	25.73	4.49	31.14	-	-	P	H
		899.12	28.73	-17.27	46	28.3	26.69	4.89	31.15	-	-	P	H
		30	27.7	-12.3	40	33.75	24.6	0.58	31.23	-	-	P	V
		53.28	20.82	-19.18	40	37.62	13.62	0.93	31.35	-	-	P	V
		281.23	20.49	-25.51	46	29.93	19.39	2.71	31.54	-	-	P	V
		485.9	24	-22	46	28.55	23.17	3.58	31.3	-	-	P	V
		765.26	29.14	-16.86	46	30.06	25.73	4.5	31.15	-	-	P	V
		953.44	30.53	-15.47	46	28.89	26.94	5.03	30.33	-	-	P	V
Remark	1. No other spurious found. 2. All results are PASS against limit line.												

**Note symbol**

*	Fundamental Frequency which can be ignored. However, the level of any unwanted emissions shall not exceed the level of the fundamental frequency.
!	Test result is over limit line.
P/A	P eak or A verage
H/V	H orizontal or V ertical



A calculation example for radiated spurious emission is shown as below:

BLE	Note	Frequency	Level	Over	Limit	Read	Antenna	Path	Preamp	Ant	Table	Peak	Pol.
				Limit	Line	Level	Factor	Loss	Factor	Pos	Pos	Avg.	
		(MHz)	(dBμV/m)	(dB)	(dBμV/m)	(dBμV)	(dB/m)	(dB)	(dB)	(cm)	(deg)	(P/A)	(H/V)
BLE CH 00 2402MHz		2390	55.45	-18.55	74	54.51	32.22	4.58	35.86	103	308	P	H
		2390	43.54	-10.46	54	42.6	32.22	4.58	35.86	103	308	A	H

1. Path Loss(dB) = Cable loss(dB) + Filter loss(dB) + Attenuator loss(dB)

2. Level(dBμV/m) =

Antenna Factor(dB/m) + Path Loss(dB) + Read Level(dBμV) - Preamp Factor(dB)

3. Over Limit(dB) = Level(dBμV/m) – Limit Line(dBμV/m)

For Peak Limit @ 2390MHz:

1. Level(dBμV/m)

= Antenna Factor(dB/m) + Path Loss(dB) + Read Level(dBμV) - Preamp Factor(dB)

= 32.22(dB/m) + 4.58(dB) + 54.51(dBμV) – 35.86 (dB)

= 55.45 (dBμV/m)

2. Over Limit(dB)

= Level(dBμV/m) – Limit Line(dBμV/m)

= 55.45(dBμV/m) – 74(dBμV/m)

= -18.55(dB)

For Average Limit @ 2390MHz:

1. Level(dBμV/m)

= Antenna Factor(dB/m) + Path Loss(dB) + Read Level(dBμV) - Preamp Factor(dB)

= 32.22(dB/m) + 4.58(dB) + 42.6(dBμV) – 35.86 (dB)

= 43.54 (dBμV/m)

2. Over Limit(dB)

= Level(dBμV/m) – Limit Line(dBμV/m)

= 43.54(dBμV/m) – 54(dBμV/m)

= -10.46(dB)

Both peak and average measured complies with the limit line, so test result is “PASS”.



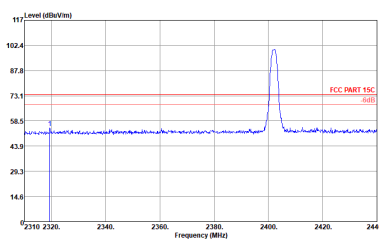
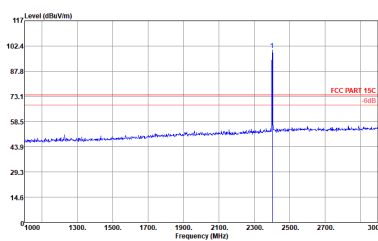
Appendix D. Radiated Spurious Emission Plots

Test Engineer :	Henry Li	Temperature :	22~23°C
		Relative Humidity :	41~42%

<1Mbps>

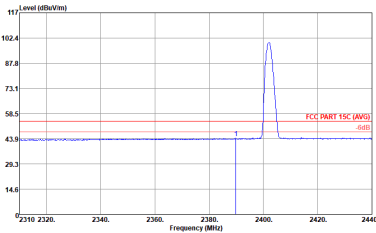
2.4GHz 2400~2483.5MHz

BLE (Band Edge @ 3m)

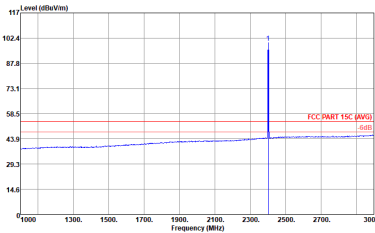
BLE	2.4GHz 2400~2483.5MHz Band Edge @ 3m																																																																		
ANT	BLE CH00 2402MHz																																																																		
6	Horizontal					Fundamental																																																													
Peak																																																																			
	<div>Site : 03CH05-KS Condition : FCC PART 15C 3m 3117 SN 00218642 HORIZONTAL Project : R0011889-00001C-V0013000-00001C-DUT-Auto Name : (FR)1D0310B Plane : 4 Polar : X Polar : Single-directivity IMEI : #6</div>					<div>Site : 03CH05-KS Condition : FCC PART 15C 3m 3117 SN 00218642 HORIZONTAL Project : R0011889-00001C-V0013000-00001C-DUT-Auto Name : (FR)1D0310B Plane : 4 Polar : X Polar : Single-directivity IMEI : #6</div>																																																													
	<table><tr><th>Freq</th><th>Level</th><th>Limit</th><th>Read</th><th>CableAntenna</th><th>Preamp</th><th>A/Pos</th><th>T/Pos</th><th>Remark</th></tr><tr><th>MHz</th><th>dBuV/m</th><th>dB</th><th>dBuV/m</th><th>dB</th><th>dB/m</th><th>dB</th><th>cm</th><th>deg</th></tr><tr><td>1</td><td>2319.36</td><td>54.42</td><td>-19.58</td><td>74.00</td><td>49.63</td><td>7.04</td><td>30.71</td><td>32.96</td><td>183</td><td>68 Peak</td></tr></table>					Freq	Level	Limit	Read	CableAntenna	Preamp	A/Pos	T/Pos	Remark	MHz	dBuV/m	dB	dBuV/m	dB	dB/m	dB	cm	deg	1	2319.36	54.42	-19.58	74.00	49.63	7.04	30.71	32.96	183	68 Peak	<table><tr><th>Freq</th><th>Level</th><th>Limit</th><th>Read</th><th>CableAntenna</th><th>Preamp</th><th>A/Pos</th><th>T/Pos</th><th>Remark</th></tr><tr><th>MHz</th><th>dBuV/m</th><th>dB</th><th>dBuV/m</th><th>dB</th><th>dB/m</th><th>dB</th><th>cm</th><th>deg</th></tr><tr><td>1</td><td>2402.00</td><td>140.15</td><td>26.15</td><td>74.00</td><td>94.83</td><td>7.16</td><td>31.00</td><td>32.84</td><td>183</td><td>68 Peak</td></tr></table>					Freq	Level	Limit	Read	CableAntenna	Preamp	A/Pos	T/Pos	Remark	MHz	dBuV/m	dB	dBuV/m	dB	dB/m	dB	cm	deg	1	2402.00	140.15	26.15	74.00	94.83	7.16	31.00	32.84	183
Freq	Level	Limit	Read	CableAntenna	Preamp	A/Pos	T/Pos	Remark																																																											
MHz	dBuV/m	dB	dBuV/m	dB	dB/m	dB	cm	deg																																																											
1	2319.36	54.42	-19.58	74.00	49.63	7.04	30.71	32.96	183	68 Peak																																																									
Freq	Level	Limit	Read	CableAntenna	Preamp	A/Pos	T/Pos	Remark																																																											
MHz	dBuV/m	dB	dBuV/m	dB	dB/m	dB	cm	deg																																																											
1	2402.00	140.15	26.15	74.00	94.83	7.16	31.00	32.84	183	68 Peak																																																									



Avg.



Site	: 83CHS-ES									
Condition	: FCC PART 15C (AVG) 3m 3117 SN 00218642 HORIZONTAL									
Project	: R0011000.0000Hz V0012.7000Hz S01:Auto									
Mode	: 4									
Plane	: X									
Plane	: Single-directivity									
IMEI	: 85									
	Freq	Level	Over Limit	Limit	Read	CableAntenna	Preamp	A/Pos	T/Pos	Remark
	MHz	dBuV/m	dB	dBuV/m	dBuV	dB	dB/m	dB	cm	deg
1	2389.82	44.19	-9.81	54.00	38.93	7.16	38.94	32.84	183	68 Average

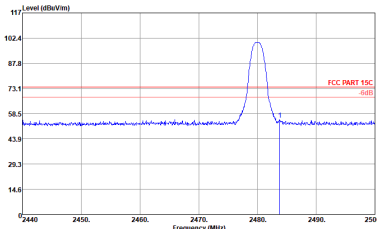
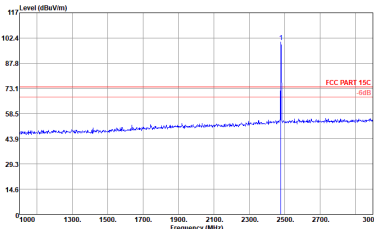
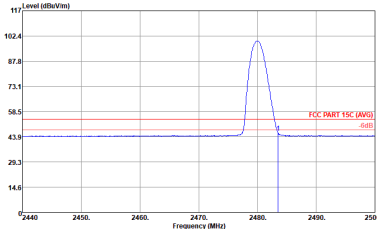
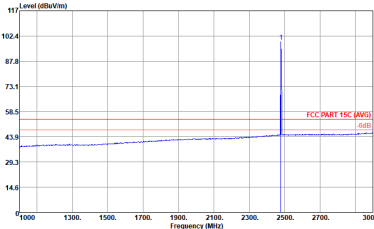


Site	: 83CHS-K5									
Condition	: FCC PART 15C (AVG) 3m 3117 SN 00218642 HORIZONTAL									
Project	: R0011000.0000Hz V0012.7000Hz S01:Auto									
Mode	: 4									
Plane	: X									
Plane	: Single-directivity									
IMEI	: 85									
	Freq	Level	Over	Limit	Read	CableAntenna	Preamp	A/Pos	T/Pos	Remark
	MHz	dBuV/m	dB	dBuV/m	dBuV	dB	dB/m	dB	cm	deg
1 *	2402.00	99.58	45.58	54.00	94.26	7.16	31.00	32.84	183	68 Average



BLE	2.4GHz~2483.5MHz Band Edge @ 3m																																																													
ANT	BLE CH00 2402MHz																																																													
6	Vertical	Fundamental																																																												
Peak	<div><p>Site : 830H5-K5 Condition : FCC PART 15C 3m 3117 5W 00218643 VERTICAL RSM:1000.000000 VSW:3000.000000 SMT:Auto Project : (FR)100310 Mode : 4 Plane : A Single-directivity : IMEI : 86</p><table><tr><th>Freq</th><th>Level</th><th>Over</th><th>Limit</th><th>Read</th><th>CableAntenna</th><th>Preamp</th><th>A/Pos</th><th>T/Pos</th><th>Remark</th></tr><tr><th>MHz</th><th>dBm</th><th>dB</th><th>dBm</th><th>dBm</th><th>dB</th><th>dB</th><th>cm</th><th>deg</th><th></th></tr><tr><td>1</td><td>2374.35</td><td>54.06</td><td>-19.94</td><td>74.00</td><td>48.93</td><td>7.13</td><td>30.88</td><td>32.88</td><td>391 97 Peak</td></tr></table></div>	Freq	Level	Over	Limit	Read	CableAntenna	Preamp	A/Pos	T/Pos	Remark	MHz	dBm	dB	dBm	dBm	dB	dB	cm	deg		1	2374.35	54.06	-19.94	74.00	48.93	7.13	30.88	32.88	391 97 Peak	<div><p>Site : 830H5-K5 Condition : FCC PART 15C 3m 3117 5W 00218643 VERTICAL RSM:1000.000000 VSW:3000.000000 SMT:Auto Project : (FR)100310 Mode : 4 Plane : A Single-directivity : IMEI : 86</p><table><tr><th>Freq</th><th>Level</th><th>Over</th><th>Limit</th><th>Read</th><th>CableAntenna</th><th>Preamp</th><th>A/Pos</th><th>T/Pos</th><th>Remark</th></tr><tr><th>MHz</th><th>dBm</th><th>dB</th><th>dBm</th><th>dBm</th><th>dB</th><th>dB</th><th>cm</th><th>deg</th><th></th></tr><tr><td>1</td><td>2402.00</td><td>96.47</td><td>22.47</td><td>74.00</td><td>91.15</td><td>7.16</td><td>31.00</td><td>32.84</td><td>391 97 Peak</td></tr></table></div>	Freq	Level	Over	Limit	Read	CableAntenna	Preamp	A/Pos	T/Pos	Remark	MHz	dBm	dB	dBm	dBm	dB	dB	cm	deg		1	2402.00	96.47	22.47	74.00	91.15	7.16	31.00	32.84	391 97 Peak
	Freq	Level	Over	Limit	Read	CableAntenna	Preamp	A/Pos	T/Pos	Remark																																																				
MHz	dBm	dB	dBm	dBm	dB	dB	cm	deg																																																						
1	2374.35	54.06	-19.94	74.00	48.93	7.13	30.88	32.88	391 97 Peak																																																					
Freq	Level	Over	Limit	Read	CableAntenna	Preamp	A/Pos	T/Pos	Remark																																																					
MHz	dBm	dB	dBm	dBm	dB	dB	cm	deg																																																						
1	2402.00	96.47	22.47	74.00	91.15	7.16	31.00	32.84	391 97 Peak																																																					
Avg	<div><p>Site : 830H5-K5 Condition : FCC PART 15C (AVG) 3m 3117 5W 00218643 VERTICAL RSM:1000.000000 VSW:2.700000 SMT:Auto Project : (FR)100310 Mode : 4 Plane : A Single-directivity : IMEI : 86</p><table><tr><th>Freq</th><th>Level</th><th>Over</th><th>Limit</th><th>Read</th><th>CableAntenna</th><th>Preamp</th><th>A/Pos</th><th>T/Pos</th><th>Remark</th></tr><tr><th>MHz</th><th>dBm</th><th>dB</th><th>dBm</th><th>dBm</th><th>dB</th><th>dB</th><th>cm</th><th>deg</th><th></th></tr><tr><td>1</td><td>2382.00</td><td>44.20</td><td>-9.80</td><td>54.00</td><td>39.87</td><td>7.13</td><td>30.88</td><td>32.88</td><td>391 97 Average</td></tr></table></div>	Freq	Level	Over	Limit	Read	CableAntenna	Preamp	A/Pos	T/Pos	Remark	MHz	dBm	dB	dBm	dBm	dB	dB	cm	deg		1	2382.00	44.20	-9.80	54.00	39.87	7.13	30.88	32.88	391 97 Average	<div><p>Site : 830H5-K5 Condition : FCC PART 15C (AVG) 3m 3117 5W 00218643 VERTICAL RSM:1000.000000 VSW:2.700000 SMT:Auto Project : (FR)100310 Mode : 4 Plane : A Single-directivity : IMEI : 86</p><table><tr><th>Freq</th><th>Level</th><th>Over</th><th>Limit</th><th>Read</th><th>CableAntenna</th><th>Preamp</th><th>A/Pos</th><th>T/Pos</th><th>Remark</th></tr><tr><th>MHz</th><th>dBm</th><th>dB</th><th>dBm</th><th>dBm</th><th>dB</th><th>dB</th><th>cm</th><th>deg</th><th></th></tr><tr><td>1</td><td>2402.00</td><td>95.75</td><td>41.75</td><td>54.00</td><td>90.43</td><td>7.16</td><td>31.00</td><td>32.84</td><td>391 97 Average</td></tr></table></div>	Freq	Level	Over	Limit	Read	CableAntenna	Preamp	A/Pos	T/Pos	Remark	MHz	dBm	dB	dBm	dBm	dB	dB	cm	deg		1	2402.00	95.75	41.75	54.00	90.43	7.16	31.00	32.84	391 97 Average
	Freq	Level	Over	Limit	Read	CableAntenna	Preamp	A/Pos	T/Pos	Remark																																																				
MHz	dBm	dB	dBm	dBm	dB	dB	cm	deg																																																						
1	2382.00	44.20	-9.80	54.00	39.87	7.13	30.88	32.88	391 97 Average																																																					
Freq	Level	Over	Limit	Read	CableAntenna	Preamp	A/Pos	T/Pos	Remark																																																					
MHz	dBm	dB	dBm	dBm	dB	dB	cm	deg																																																						
1	2402.00	95.75	41.75	54.00	90.43	7.16	31.00	32.84	391 97 Average																																																					



BLE	2.4GHz 2400~2483.5MHz Band Edge @ 3m																																																													
ANT	BLE CH39 2480MHz																																																													
6	Horizontal	Fundamental																																																												
Peak	<div><p>Site : 83CH06-K5 Condition : FCC PART 15C 3m 3117 SN 00218642 HORIZONTAL Project : R0010000.000000 V0013000.000000 SUT:Auto Model : (F8)100310 Plane : X Single-directivity : S IMEI : #5</p><table><tr><th>IMEI</th><th>Over</th><th>Limit</th><th>Read</th><th>CableAntenna</th><th>Preamp</th><th>A/Pos</th><th>T/Pos</th><th>Remark</th></tr><tr><th>IMEI</th><th>dBuV/m</th><th>dB</th><th>dBuV/m</th><th>dBuV</th><th>dB</th><th>dB/m</th><th>dB</th><th>cm</th><th>deg</th></tr><tr><td>1</td><td>2483.00</td><td>55.13</td><td>-18.87</td><td>74.00</td><td>49.37</td><td>7.27</td><td>31.13</td><td>32.64</td><td>125</td><td>72 Peak</td></tr></table></div>	IMEI	Over	Limit	Read	CableAntenna	Preamp	A/Pos	T/Pos	Remark	IMEI	dBuV/m	dB	dBuV/m	dBuV	dB	dB/m	dB	cm	deg	1	2483.00	55.13	-18.87	74.00	49.37	7.27	31.13	32.64	125	72 Peak	<div><p>Site : 83CH06-K5 Condition : FCC PART 15C 3m 3117 SN 00218642 HORIZONTAL Project : R0010000.000000 V0013000.000000 SUT:Auto Model : (F8)100310 Plane : X Single-directivity : S IMEI : #5</p><table><tr><th>IMEI</th><th>Over</th><th>Limit</th><th>Read</th><th>CableAntenna</th><th>Preamp</th><th>A/Pos</th><th>T/Pos</th><th>Remark</th></tr><tr><th>IMEI</th><th>dBuV/m</th><th>dB</th><th>dBuV/m</th><th>dBuV</th><th>dB</th><th>dB/m</th><th>dB</th><th>cm</th><th>deg</th></tr><tr><td>1</td><td>2480.00</td><td>99.91</td><td>25.91</td><td>74.00</td><td>94.15</td><td>7.27</td><td>31.13</td><td>32.64</td><td>125</td><td>72 Peak</td></tr></table></div>	IMEI	Over	Limit	Read	CableAntenna	Preamp	A/Pos	T/Pos	Remark	IMEI	dBuV/m	dB	dBuV/m	dBuV	dB	dB/m	dB	cm	deg	1	2480.00	99.91	25.91	74.00	94.15	7.27	31.13	32.64	125	72 Peak
	IMEI	Over	Limit	Read	CableAntenna	Preamp	A/Pos	T/Pos	Remark																																																					
IMEI	dBuV/m	dB	dBuV/m	dBuV	dB	dB/m	dB	cm	deg																																																					
1	2483.00	55.13	-18.87	74.00	49.37	7.27	31.13	32.64	125	72 Peak																																																				
IMEI	Over	Limit	Read	CableAntenna	Preamp	A/Pos	T/Pos	Remark																																																						
IMEI	dBuV/m	dB	dBuV/m	dBuV	dB	dB/m	dB	cm	deg																																																					
1	2480.00	99.91	25.91	74.00	94.15	7.27	31.13	32.64	125	72 Peak																																																				
Avg.	<div><p>Site : 83CH06-K5 Condition : FCC PART 15C (AVG) 3m 3117 SN 00218642 HORIZONTAL Project : R0010000.000000 V0013000.000000 SUT:Auto Model : (F8)100310 Plane : X Single-directivity : S IMEI : #5</p><table><tr><th>IMEI</th><th>Over</th><th>Limit</th><th>Read</th><th>CableAntenna</th><th>Preamp</th><th>A/Pos</th><th>T/Pos</th><th>Remark</th></tr><tr><th>IMEI</th><th>dBuV/m</th><th>dB</th><th>dBuV/m</th><th>dBuV</th><th>dB</th><th>dB/m</th><th>dB</th><th>cm</th><th>deg</th></tr><tr><td>1</td><td>2483.50</td><td>46.13</td><td>-7.87</td><td>54.00</td><td>40.37</td><td>7.27</td><td>31.13</td><td>32.64</td><td>125</td><td>72 Average</td></tr></table></div>	IMEI	Over	Limit	Read	CableAntenna	Preamp	A/Pos	T/Pos	Remark	IMEI	dBuV/m	dB	dBuV/m	dBuV	dB	dB/m	dB	cm	deg	1	2483.50	46.13	-7.87	54.00	40.37	7.27	31.13	32.64	125	72 Average	<div><p>Site : 83CH06-K5 Condition : FCC PART 15C (AVG) 3m 3117 SN 00218642 HORIZONTAL Project : R0010000.000000 V0013000.000000 SUT:Auto Model : (F8)100310 Plane : X Single-directivity : S IMEI : #5</p><table><tr><th>IMEI</th><th>Over</th><th>Limit</th><th>Read</th><th>CableAntenna</th><th>Preamp</th><th>A/Pos</th><th>T/Pos</th><th>Remark</th></tr><tr><th>IMEI</th><th>dBuV/m</th><th>dB</th><th>dBuV/m</th><th>dBuV</th><th>dB</th><th>dB/m</th><th>dB</th><th>cm</th><th>deg</th></tr><tr><td>1</td><td>2480.00</td><td>99.12</td><td>45.12</td><td>54.00</td><td>93.36</td><td>7.27</td><td>31.13</td><td>32.64</td><td>125</td><td>72 Average</td></tr></table></div>	IMEI	Over	Limit	Read	CableAntenna	Preamp	A/Pos	T/Pos	Remark	IMEI	dBuV/m	dB	dBuV/m	dBuV	dB	dB/m	dB	cm	deg	1	2480.00	99.12	45.12	54.00	93.36	7.27	31.13	32.64	125	72 Average
	IMEI	Over	Limit	Read	CableAntenna	Preamp	A/Pos	T/Pos	Remark																																																					
IMEI	dBuV/m	dB	dBuV/m	dBuV	dB	dB/m	dB	cm	deg																																																					
1	2483.50	46.13	-7.87	54.00	40.37	7.27	31.13	32.64	125	72 Average																																																				
IMEI	Over	Limit	Read	CableAntenna	Preamp	A/Pos	T/Pos	Remark																																																						
IMEI	dBuV/m	dB	dBuV/m	dBuV	dB	dB/m	dB	cm	deg																																																					
1	2480.00	99.12	45.12	54.00	93.36	7.27	31.13	32.64	125	72 Average																																																				



FCC RF Test Report

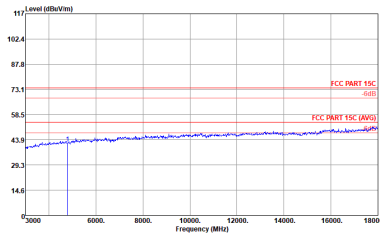
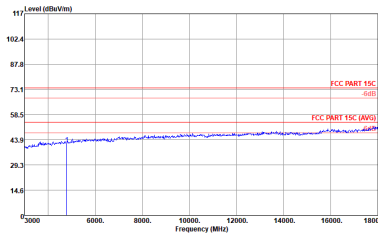
Report No. : FR1D0310B

BLE	2.4GHz 2400~2483.5MHz Band Edge @ 3m																																																															
ANT	BLE CH39 2480MHz																																																															
6	Vertical	Fundamental																																																														
Peak	<div><p>Site : 83CH06-K5 Condition : FCC PART 15C 3m 3117 5N 00218642 VERTICAL Project : R001000.000000 V001.7000.000000 SUT:Auto Plane : X Pole : 0 Plane : X Single-directivity : Single-directivity IMEI : #6</p><table><tr><th>Freq</th><th>Level</th><th>Over</th><th>Limit</th><th>Read</th><th>CableAntenna</th><th>Preamp</th><th>A/Pos</th><th>T/Pos</th><th>Remark</th></tr><tr><th>MHz</th><th>dBuV/m</th><th>dB</th><th>dBuV/m</th><th>dBuV</th><th>dB</th><th>dB/m</th><th>dB</th><th>deg</th><th></th></tr><tr><td>1</td><td>2486.52</td><td>54.57</td><td>-19.43</td><td>74.00</td><td>48.67</td><td>7.30</td><td>31.17</td><td>52.57</td><td>382 187 Peak</td></tr></table></div>	Freq	Level	Over	Limit	Read	CableAntenna	Preamp	A/Pos	T/Pos	Remark	MHz	dBuV/m	dB	dBuV/m	dBuV	dB	dB/m	dB	deg		1	2486.52	54.57	-19.43	74.00	48.67	7.30	31.17	52.57	382 187 Peak	<div><p>Site : 83CH06-K5 Condition : FCC PART 15C 3m 3117 5N 00218642 VERTICAL Project : R001000.000000 V001.7000.000000 SUT:Auto Plane : X Pole : 0 Plane : X Single-directivity : Single-directivity IMEI : #6</p><table><tr><th>Freq</th><th>Level</th><th>Over</th><th>Limit</th><th>Read</th><th>CableAntenna</th><th>Preamp</th><th>A/Pos</th><th>T/Pos</th><th>Remark</th></tr><tr><th>MHz</th><th>dBuV/m</th><th>dB</th><th>dBuV/m</th><th>dBuV</th><th>dB</th><th>dB/m</th><th>dB</th><th>cm</th><th>deg</th><th></th></tr><tr><td>1</td><td>2480.00</td><td>94.66</td><td>20.66</td><td>74.00</td><td>88.90</td><td>7.27</td><td>31.13</td><td>32.64</td><td>382 187 Peak</td></tr></table></div>	Freq	Level	Over	Limit	Read	CableAntenna	Preamp	A/Pos	T/Pos	Remark	MHz	dBuV/m	dB	dBuV/m	dBuV	dB	dB/m	dB	cm	deg		1	2480.00	94.66	20.66	74.00	88.90	7.27	31.13	32.64	382 187 Peak	
	Freq	Level	Over	Limit	Read	CableAntenna	Preamp	A/Pos	T/Pos	Remark																																																						
MHz	dBuV/m	dB	dBuV/m	dBuV	dB	dB/m	dB	deg																																																								
1	2486.52	54.57	-19.43	74.00	48.67	7.30	31.17	52.57	382 187 Peak																																																							
Freq	Level	Over	Limit	Read	CableAntenna	Preamp	A/Pos	T/Pos	Remark																																																							
MHz	dBuV/m	dB	dBuV/m	dBuV	dB	dB/m	dB	cm	deg																																																							
1	2480.00	94.66	20.66	74.00	88.90	7.27	31.13	32.64	382 187 Peak																																																							
Avg.	<div><p>Site : 83CH06-K5 Condition : FCC PART 15C (AVG) 3m 3117 5N 00218642 VERTICAL Project : R001000.000000 V001.700000 SUT:Auto Plane : X Pole : X Plane : X Single-directivity : Single-directivity IMEI : #6</p><table><tr><th>Freq</th><th>Level</th><th>Over</th><th>Limit</th><th>Read</th><th>CableAntenna</th><th>Preamp</th><th>A/Pos</th><th>T/Pos</th><th>Remark</th></tr><tr><th>MHz</th><th>dBuV/m</th><th>dB</th><th>dBuV/m</th><th>dBuV</th><th>dB</th><th>dB/m</th><th>dB</th><th>cm</th><th>deg</th><th></th></tr><tr><td>1</td><td>2483.62</td><td>64.72</td><td>-9.28</td><td>54.00</td><td>38.96</td><td>7.27</td><td>31.13</td><td>32.64</td><td>382 187 Average</td></tr></table></div>	Freq	Level	Over	Limit	Read	CableAntenna	Preamp	A/Pos	T/Pos	Remark	MHz	dBuV/m	dB	dBuV/m	dBuV	dB	dB/m	dB	cm	deg		1	2483.62	64.72	-9.28	54.00	38.96	7.27	31.13	32.64	382 187 Average	<div><p>Site : 83CH06-K5 Condition : FCC PART 15C (AVG) 3m 3117 5N 00218642 VERTICAL Project : R001000.000000 V001.700000 SUT:Auto Plane : X Pole : X Plane : X Single-directivity : Single-directivity IMEI : #6</p><table><tr><th>Freq</th><th>Level</th><th>Over</th><th>Limit</th><th>Read</th><th>CableAntenna</th><th>Preamp</th><th>A/Pos</th><th>T/Pos</th><th>Remark</th></tr><tr><th>MHz</th><th>dBuV/m</th><th>dB</th><th>dBuV/m</th><th>dBuV</th><th>dB</th><th>dB/m</th><th>dB</th><th>cm</th><th>deg</th><th></th></tr><tr><td>1</td><td>2480.00</td><td>94.18</td><td>40.18</td><td>54.00</td><td>88.42</td><td>7.27</td><td>31.13</td><td>32.64</td><td>382 187 Average</td></tr></table></div>	Freq	Level	Over	Limit	Read	CableAntenna	Preamp	A/Pos	T/Pos	Remark	MHz	dBuV/m	dB	dBuV/m	dBuV	dB	dB/m	dB	cm	deg		1	2480.00	94.18	40.18	54.00	88.42	7.27	31.13	32.64	382 187 Average
Freq	Level	Over	Limit	Read	CableAntenna	Preamp	A/Pos	T/Pos	Remark																																																							
MHz	dBuV/m	dB	dBuV/m	dBuV	dB	dB/m	dB	cm	deg																																																							
1	2483.62	64.72	-9.28	54.00	38.96	7.27	31.13	32.64	382 187 Average																																																							
Freq	Level	Over	Limit	Read	CableAntenna	Preamp	A/Pos	T/Pos	Remark																																																							
MHz	dBuV/m	dB	dBuV/m	dBuV	dB	dB/m	dB	cm	deg																																																							
1	2480.00	94.18	40.18	54.00	88.42	7.27	31.13	32.64	382 187 Average																																																							

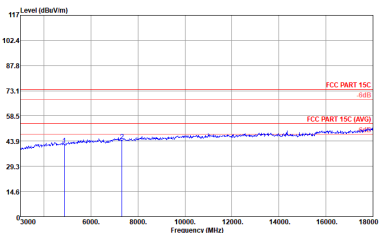
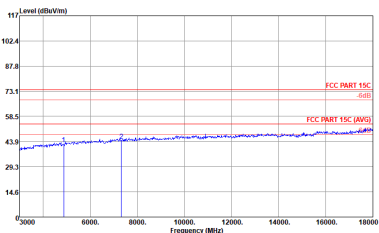
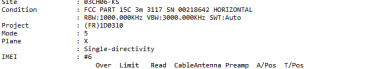
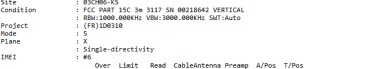


2.4GHz 2400~2483.5MHz

BLE (Harmonic @ 3m)

BLE		2.4GHz 2400~2483.5MHz Harmonic @ 3m																																																																							
ANT		BLE CH00 2402MHz																																																																							
6		Horizontal					Vertical																																																																		
Peak Avg.																																																																									
	<div>Site : 83086-K5 Condition : FCC PART 15C 3m 3117.5M 00218042 HORIZONTAL Project : RDU10000.000MHz VSW:3000.000MHz SUT:Auto Node : (F4)100510 Plane : 4 Polar : Single-directivity IMEI : 86</div> <table><tr><th>Over</th><th>Limit</th><th>Read</th><th>CableAntenna</th><th>Preamp</th><th>A/Pos</th><th>T/Pos</th><th>Remark</th></tr><tr><th>Freq</th><th>Level</th><th>Line</th><th>Level</th><th>Loss</th><th>Factor</th><th></th><th></th></tr><tr><th>MHz</th><th>dBuV/m</th><th>dB</th><th>dBuV/m</th><th>dB</th><th>dB/m</th><th>dB</th><th>cm</th></tr><tr><td>1</td><td>4000.00</td><td>41.70</td><td>-32.30</td><td>74.00</td><td>56.99</td><td>10.24</td><td>34.51 60.04 300 0 Peak</td></tr></table>					Over	Limit	Read	CableAntenna	Preamp	A/Pos	T/Pos	Remark	Freq	Level	Line	Level	Loss	Factor			MHz	dBuV/m	dB	dBuV/m	dB	dB/m	dB	cm	1	4000.00	41.70	-32.30	74.00	56.99	10.24	34.51 60.04 300 0 Peak	<div>Site : 83086-K5 Condition : FCC PART 15C 3m 3117.5M 00218042 VERTICAL Project : RDU10000.000MHz VSW:3000.000MHz SUT:Auto Node : (F4)100510 Plane : 4 Polar : Single-directivity IMEI : 86</div> <table><tr><th>Over</th><th>Limit</th><th>Read</th><th>CableAntenna</th><th>Preamp</th><th>A/Pos</th><th>T/Pos</th><th>Remark</th></tr><tr><th>Freq</th><th>Level</th><th>Line</th><th>Level</th><th>Loss</th><th>Factor</th><th></th><th></th></tr><tr><th>MHz</th><th>dBuV/m</th><th>dB</th><th>dBuV/m</th><th>dB</th><th>dB/m</th><th>dB</th><th>cm</th></tr><tr><td>1</td><td>4000.00</td><td>41.30</td><td>-32.62</td><td>74.00</td><td>56.67</td><td>10.24</td><td>34.51 60.04 300 0 Peak</td></tr></table>					Over	Limit	Read	CableAntenna	Preamp	A/Pos	T/Pos	Remark	Freq	Level	Line	Level	Loss	Factor			MHz	dBuV/m	dB	dBuV/m	dB	dB/m	dB	cm	1	4000.00	41.30	-32.62	74.00	56.67	10.24
Over	Limit	Read	CableAntenna	Preamp	A/Pos	T/Pos	Remark																																																																		
Freq	Level	Line	Level	Loss	Factor																																																																				
MHz	dBuV/m	dB	dBuV/m	dB	dB/m	dB	cm																																																																		
1	4000.00	41.70	-32.30	74.00	56.99	10.24	34.51 60.04 300 0 Peak																																																																		
Over	Limit	Read	CableAntenna	Preamp	A/Pos	T/Pos	Remark																																																																		
Freq	Level	Line	Level	Loss	Factor																																																																				
MHz	dBuV/m	dB	dBuV/m	dB	dB/m	dB	cm																																																																		
1	4000.00	41.30	-32.62	74.00	56.67	10.24	34.51 60.04 300 0 Peak																																																																		



BLE	2.4GHz 2400~2483.5MHz Harmonic @ 3m																																																																																																	
ANT	BLE CH19 2440MHz																																																																																																	
6	Horizontal					Vertical																																																																																												
Peak																																																																																																		
Avg.																																																																																																		
<div><div><div>Site : 83CH06-K5 Condition : FCC PART 15C 3m 3117 SM 00018642 HORIZONTAL Rbw:1000.000KHz Vbw:3000.000KHz SMT:Auto Project : (FR)1D0310 Mode : S Plane : X Single-directivity : IME1 : 45</div><table><thead><tr><th></th><th>Freq</th><th>Level</th><th>Over</th><th>Limit</th><th>Read</th><th>CableAntenna</th><th>Preamp</th><th>A/Pos</th><th>T/Pos</th><th>Remark</th></tr><tr><th></th><th>MHz</th><th>dBm/100Hz</th><th>dBm/100Hz</th><th>dBm/100Hz</th><th>dBm/100Hz</th><th>dB</th><th>dB</th><th>cm</th><th>deg</th><th></th></tr></thead><tbody><tr><td>1</td><td>4875.00</td><td>41.76</td><td>-32.28</td><td>74.00</td><td>56.81</td><td>18.32</td><td>34.66</td><td>68.83</td><td>300</td><td>0 Peak</td></tr><tr><td>2</td><td>7320.00</td><td>44.82</td><td>-29.98</td><td>74.00</td><td>55.21</td><td>12.77</td><td>36.56</td><td>68.52</td><td>300</td><td>0 Peak</td></tr></tbody></table></div><div><div>Site : 83CH06-K5 Condition : FCC PART 15C 3m 3117 SM 00018642 VERTICAL Rbw:1000.000KHz Vbw:3000.000KHz SMT:Auto Project : (FR)1D0310 Mode : S Plane : X Single-directivity : IME1 : 45</div><table><thead><tr><th></th><th>Freq</th><th>Level</th><th>Over</th><th>Limit</th><th>Read</th><th>CableAntenna</th><th>Preamp</th><th>A/Pos</th><th>T/Pos</th><th>Remark</th></tr><tr><th></th><th>MHz</th><th>dBm/100Hz</th><th>dBm/100Hz</th><th>dBm/100Hz</th><th>dBm/100Hz</th><th>dB</th><th>dB</th><th>cm</th><th>deg</th><th></th></tr></thead><tbody><tr><td>1</td><td>4875.00</td><td>42.38</td><td>-31.62</td><td>74.00</td><td>57.43</td><td>18.32</td><td>34.66</td><td>68.83</td><td>180</td><td>0 Peak</td></tr><tr><td>2</td><td>7320.00</td><td>44.24</td><td>-29.76</td><td>74.00</td><td>55.43</td><td>12.77</td><td>36.56</td><td>68.52</td><td>180</td><td>0 Peak</td></tr></tbody></table></div></div>												Freq	Level	Over	Limit	Read	CableAntenna	Preamp	A/Pos	T/Pos	Remark		MHz	dBm/100Hz	dBm/100Hz	dBm/100Hz	dBm/100Hz	dB	dB	cm	deg		1	4875.00	41.76	-32.28	74.00	56.81	18.32	34.66	68.83	300	0 Peak	2	7320.00	44.82	-29.98	74.00	55.21	12.77	36.56	68.52	300	0 Peak		Freq	Level	Over	Limit	Read	CableAntenna	Preamp	A/Pos	T/Pos	Remark		MHz	dBm/100Hz	dBm/100Hz	dBm/100Hz	dBm/100Hz	dB	dB	cm	deg		1	4875.00	42.38	-31.62	74.00	57.43	18.32	34.66	68.83	180	0 Peak	2	7320.00	44.24	-29.76	74.00	55.43	12.77	36.56	68.52	180	0 Peak
	Freq	Level	Over	Limit	Read	CableAntenna	Preamp	A/Pos	T/Pos	Remark																																																																																								
	MHz	dBm/100Hz	dBm/100Hz	dBm/100Hz	dBm/100Hz	dB	dB	cm	deg																																																																																									
1	4875.00	41.76	-32.28	74.00	56.81	18.32	34.66	68.83	300	0 Peak																																																																																								
2	7320.00	44.82	-29.98	74.00	55.21	12.77	36.56	68.52	300	0 Peak																																																																																								
	Freq	Level	Over	Limit	Read	CableAntenna	Preamp	A/Pos	T/Pos	Remark																																																																																								
	MHz	dBm/100Hz	dBm/100Hz	dBm/100Hz	dBm/100Hz	dB	dB	cm	deg																																																																																									
1	4875.00	42.38	-31.62	74.00	57.43	18.32	34.66	68.83	180	0 Peak																																																																																								
2	7320.00	44.24	-29.76	74.00	55.43	12.77	36.56	68.52	180	0 Peak																																																																																								



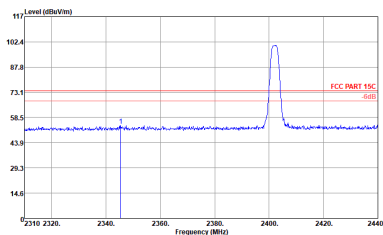
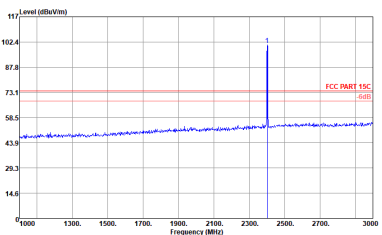
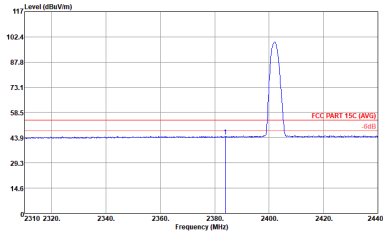
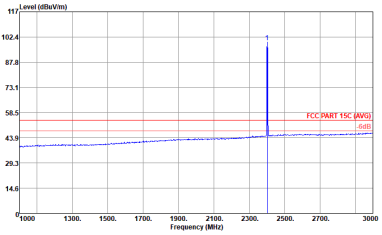
BLE	2.4GHz 2400~2483.5MHz Harmonic @ 3m																																																																															
ANT	BLE CH39 2480MHz																																																																															
6	Horizontal	Vertical																																																																														
Peak	<div><p>Site : 83CH06-K5 Condition : FCC PART 15C 3m 3117 5W 000186642 HORIZONTAL Project : RSH-10000.000KHZ VSW:3000.000KHZ SMT:Auto Model : (FR)100310 Plane : 0 Polar : X Single-directivity : Single-directivity IMEI : 85</p><table><tr><th>Freq</th><th>Level</th><th>Limit</th><th>Read</th><th>CableAntenna</th><th>Preamp</th><th>A/Pos</th><th>T/Pos</th><th>Remark</th></tr><tr><th>MHz</th><th>dBuV/m</th><th>dB</th><th>dBuV/m</th><th>dBuV</th><th>dB</th><th>dB/m</th><th>dB</th><th>cm</th><th>deg</th></tr><tr><td>4905.00</td><td>-42.63</td><td>-31.37</td><td>74.00</td><td>57.48</td><td>18.43</td><td>34.81</td><td>68.81</td><td>300</td><td>0 Peak</td></tr><tr><td>7440.00</td><td>-44.04</td><td>-29.96</td><td>74.00</td><td>55.11</td><td>12.80</td><td>36.59</td><td>60.54</td><td>300</td><td>0 Peak</td></tr></table></div>	Freq	Level	Limit	Read	CableAntenna	Preamp	A/Pos	T/Pos	Remark	MHz	dBuV/m	dB	dBuV/m	dBuV	dB	dB/m	dB	cm	deg	4905.00	-42.63	-31.37	74.00	57.48	18.43	34.81	68.81	300	0 Peak	7440.00	-44.04	-29.96	74.00	55.11	12.80	36.59	60.54	300	0 Peak	<div><p>Site : 83CH06-K5 Condition : FCC PART 15C 3m 3117 5W 000186642 VERTICAL Project : RSH-10000.000KHZ VSW:3000.000KHZ SMT:Auto Model : (FR)100310 Plane : 0 Polar : X Single-directivity : Single-directivity IMEI : 85</p><table><tr><th>Freq</th><th>Level</th><th>Limit</th><th>Read</th><th>CableAntenna</th><th>Preamp</th><th>A/Pos</th><th>T/Pos</th><th>Remark</th></tr><tr><th>MHz</th><th>dBuV/m</th><th>dB</th><th>dBuV/m</th><th>dBuV</th><th>dB</th><th>dB/m</th><th>dB</th><th>cm</th><th>deg</th></tr><tr><td>4905.00</td><td>-43.22</td><td>-30.71</td><td>74.00</td><td>58.06</td><td>18.43</td><td>34.81</td><td>68.81</td><td>300</td><td>0 Peak</td></tr><tr><td>7440.00</td><td>-45.17</td><td>-28.63</td><td>74.00</td><td>56.44</td><td>12.80</td><td>36.59</td><td>60.54</td><td>300</td><td>0 Peak</td></tr></table></div>	Freq	Level	Limit	Read	CableAntenna	Preamp	A/Pos	T/Pos	Remark	MHz	dBuV/m	dB	dBuV/m	dBuV	dB	dB/m	dB	cm	deg	4905.00	-43.22	-30.71	74.00	58.06	18.43	34.81	68.81	300	0 Peak	7440.00	-45.17	-28.63	74.00	56.44	12.80	36.59	60.54	300	0 Peak
	Freq	Level	Limit	Read	CableAntenna	Preamp	A/Pos	T/Pos	Remark																																																																							
MHz	dBuV/m	dB	dBuV/m	dBuV	dB	dB/m	dB	cm	deg																																																																							
4905.00	-42.63	-31.37	74.00	57.48	18.43	34.81	68.81	300	0 Peak																																																																							
7440.00	-44.04	-29.96	74.00	55.11	12.80	36.59	60.54	300	0 Peak																																																																							
Freq	Level	Limit	Read	CableAntenna	Preamp	A/Pos	T/Pos	Remark																																																																								
MHz	dBuV/m	dB	dBuV/m	dBuV	dB	dB/m	dB	cm	deg																																																																							
4905.00	-43.22	-30.71	74.00	58.06	18.43	34.81	68.81	300	0 Peak																																																																							
7440.00	-45.17	-28.63	74.00	56.44	12.80	36.59	60.54	300	0 Peak																																																																							



<2Mbps>

2.4GHz 2400~2483.5MHz

BLE (Band Edge @ 3m)

BLE	2.4GHz 2400~2483.5MHz Band Edge @ 3m																																																																							
ANT	BLE CH00 2402MHz																																																																							
6	Horizontal					Fundamental																																																																		
Peak	<div><p>Site : 83086-K5 Condition : FCC PART 15C 3m 3117 SN 00218042 HORIZONTAL Project : R0010000.000KHz V0013000.000KHz S01:Auto Model : (F4)100310 Plane : X Single-directivity : Single-directivity IMEI : 86</p><table><tr><th>Freq</th><th>Level</th><th>Over</th><th>Limit</th><th>Read</th><th>CableAntenna</th><th>Preamp</th><th>A/Pos</th><th>T/Pos</th><th>Remark</th></tr><tr><th>MHz</th><th>dBuV/m</th><th>dB</th><th>dBuV/m</th><th>dBuV</th><th>dB</th><th>dB/m</th><th>dB</th><th>cm</th><th>deg</th></tr><tr><td>1</td><td>2345.36</td><td>53.88</td><td>-20.20</td><td>74.00</td><td>48.88</td><td>7.87</td><td>30.77</td><td>32.92</td><td>186</td><td>68 Peak</td></tr></table></div>					Freq	Level	Over	Limit	Read	CableAntenna	Preamp	A/Pos	T/Pos	Remark	MHz	dBuV/m	dB	dBuV/m	dBuV	dB	dB/m	dB	cm	deg	1	2345.36	53.88	-20.20	74.00	48.88	7.87	30.77	32.92	186	68 Peak	<div><p>Site : 83086-K5 Condition : FCC PART 15C 3m 3117 SN 00218042 HORIZONTAL Project : R0010000.000KHz V0013000.000KHz S01:Auto Model : (F4)100310 Plane : X Single-directivity : Single-directivity IMEI : 86</p><table><tr><th>Freq</th><th>Level</th><th>Over</th><th>Limit</th><th>Read</th><th>CableAntenna</th><th>Preamp</th><th>A/Pos</th><th>T/Pos</th><th>Remark</th></tr><tr><th>MHz</th><th>dBuV/m</th><th>dB</th><th>dBuV/m</th><th>dBuV</th><th>dB</th><th>dB/m</th><th>dB</th><th>cm</th><th>deg</th></tr><tr><td>1</td><td>2402.00</td><td>100.63</td><td>26.63</td><td>74.00</td><td>95.31</td><td>7.16</td><td>31.00</td><td>32.84</td><td>186</td><td>68 Peak</td></tr></table></div>					Freq	Level	Over	Limit	Read	CableAntenna	Preamp	A/Pos	T/Pos	Remark	MHz	dBuV/m	dB	dBuV/m	dBuV	dB	dB/m	dB	cm	deg	1	2402.00	100.63	26.63	74.00	95.31	7.16	31.00	32.84	186	68 Peak
	Freq	Level	Over	Limit	Read	CableAntenna	Preamp	A/Pos	T/Pos	Remark																																																														
MHz	dBuV/m	dB	dBuV/m	dBuV	dB	dB/m	dB	cm	deg																																																															
1	2345.36	53.88	-20.20	74.00	48.88	7.87	30.77	32.92	186	68 Peak																																																														
Freq	Level	Over	Limit	Read	CableAntenna	Preamp	A/Pos	T/Pos	Remark																																																															
MHz	dBuV/m	dB	dBuV/m	dBuV	dB	dB/m	dB	cm	deg																																																															
1	2402.00	100.63	26.63	74.00	95.31	7.16	31.00	32.84	186	68 Peak																																																														
Avg.	<div><p>Site : 83086-K5 Condition : FCC PART 15C (AVG) 3m 3117 SN 00218042 HORIZONTAL Project : R0010000.000KHz V0013000.000KHz S01:Auto Model : (F4)100310 Plane : X Single-directivity : Single-directivity IMEI : 86</p><table><tr><th>Freq</th><th>Level</th><th>Over</th><th>Limit</th><th>Read</th><th>CableAntenna</th><th>Preamp</th><th>A/Pos</th><th>T/Pos</th><th>Remark</th></tr><tr><th>MHz</th><th>dBuV/m</th><th>dB</th><th>dBuV/m</th><th>dBuV</th><th>dB</th><th>dB/m</th><th>dB</th><th>cm</th><th>deg</th></tr><tr><td>1</td><td>2383.97</td><td>44.74</td><td>-9.26</td><td>54.00</td><td>39.55</td><td>7.13</td><td>30.94</td><td>32.88</td><td>186</td><td>68 Average</td></tr></table></div>					Freq	Level	Over	Limit	Read	CableAntenna	Preamp	A/Pos	T/Pos	Remark	MHz	dBuV/m	dB	dBuV/m	dBuV	dB	dB/m	dB	cm	deg	1	2383.97	44.74	-9.26	54.00	39.55	7.13	30.94	32.88	186	68 Average	<div><p>Site : 83086-K5 Condition : FCC PART 15C (AVG) 3m 3117 SN 00218042 HORIZONTAL Project : R0010000.000KHz V0013000.000KHz S01:Auto Model : (F4)100310 Plane : X Single-directivity : Single-directivity IMEI : 86</p><table><tr><th>Freq</th><th>Level</th><th>Over</th><th>Limit</th><th>Read</th><th>CableAntenna</th><th>Preamp</th><th>A/Pos</th><th>T/Pos</th><th>Remark</th></tr><tr><th>MHz</th><th>dBuV/m</th><th>dB</th><th>dBuV/m</th><th>dBuV</th><th>dB</th><th>dB/m</th><th>dB</th><th>cm</th><th>deg</th></tr><tr><td>1</td><td>2402.00</td><td>99.30</td><td>45.30</td><td>54.00</td><td>95.90</td><td>7.16</td><td>31.00</td><td>32.84</td><td>186</td><td>68 Average</td></tr></table></div>					Freq	Level	Over	Limit	Read	CableAntenna	Preamp	A/Pos	T/Pos	Remark	MHz	dBuV/m	dB	dBuV/m	dBuV	dB	dB/m	dB	cm	deg	1	2402.00	99.30	45.30	54.00	95.90	7.16	31.00	32.84	186	68 Average
	Freq	Level	Over	Limit	Read	CableAntenna	Preamp	A/Pos	T/Pos	Remark																																																														
MHz	dBuV/m	dB	dBuV/m	dBuV	dB	dB/m	dB	cm	deg																																																															
1	2383.97	44.74	-9.26	54.00	39.55	7.13	30.94	32.88	186	68 Average																																																														
Freq	Level	Over	Limit	Read	CableAntenna	Preamp	A/Pos	T/Pos	Remark																																																															
MHz	dBuV/m	dB	dBuV/m	dBuV	dB	dB/m	dB	cm	deg																																																															
1	2402.00	99.30	45.30	54.00	95.90	7.16	31.00	32.84	186	68 Average																																																														



BLE	2.4GHz 2400~2483.5MHz Band Edge @ 3m																																																													
ANT	BLE CH00 2402MHz																																																													
6	Vertical	Fundamental																																																												
Peak	<div><p>Site : 83CH06-K5 Condition : FCC PART 15C 3m 3117 SN 00218642 VERTICAL RSL:1000.000KHz VSW:3.000KHz SMT:Auto Project : (FR)1D0310B Node : 7 Plane : X Single-directivity : IMEI : #5</p><table><tr><th>Freq</th><th>Level</th><th>Over</th><th>Limit</th><th>Read</th><th>CableAntenna</th><th>Preamp</th><th>A/Pos</th><th>T/Pos</th><th>Remark</th></tr><tr><th>MHz</th><th>dBuV/m</th><th>dB</th><th>dBuV/m</th><th>dBuV</th><th>dB</th><th>dB/m</th><th>cm</th><th>deg</th><th></th></tr><tr><td>1</td><td>2345.88</td><td>54.71</td><td>-19.29</td><td>74.00</td><td>49.79</td><td>7.87</td><td>30.77</td><td>32.92</td><td>388 97 Peak</td></tr></table></div>	Freq	Level	Over	Limit	Read	CableAntenna	Preamp	A/Pos	T/Pos	Remark	MHz	dBuV/m	dB	dBuV/m	dBuV	dB	dB/m	cm	deg		1	2345.88	54.71	-19.29	74.00	49.79	7.87	30.77	32.92	388 97 Peak	<div><p>Site : 83CH06-K5 Condition : FCC PART 15C 3m 3117 SN 00218642 VERTICAL RSL:1000.000KHz VSW:3.000KHz SMT:Auto Project : (FR)1D0310B Node : 7 Plane : X Single-directivity : IMEI : #5</p><table><tr><th>Freq</th><th>Level</th><th>Over</th><th>Limit</th><th>Read</th><th>CableAntenna</th><th>Preamp</th><th>A/Pos</th><th>T/Pos</th><th>Remark</th></tr><tr><th>MHz</th><th>dBuV/m</th><th>dB</th><th>dBuV/m</th><th>dBuV</th><th>dB</th><th>dB/m</th><th>cm</th><th>deg</th><th></th></tr><tr><td>1</td><td>2402.00</td><td>96.74</td><td>22.74</td><td>74.00</td><td>91.42</td><td>7.16</td><td>31.00</td><td>32.84</td><td>388 97 Peak</td></tr></table></div>	Freq	Level	Over	Limit	Read	CableAntenna	Preamp	A/Pos	T/Pos	Remark	MHz	dBuV/m	dB	dBuV/m	dBuV	dB	dB/m	cm	deg		1	2402.00	96.74	22.74	74.00	91.42	7.16	31.00	32.84	388 97 Peak
	Freq	Level	Over	Limit	Read	CableAntenna	Preamp	A/Pos	T/Pos	Remark																																																				
MHz	dBuV/m	dB	dBuV/m	dBuV	dB	dB/m	cm	deg																																																						
1	2345.88	54.71	-19.29	74.00	49.79	7.87	30.77	32.92	388 97 Peak																																																					
Freq	Level	Over	Limit	Read	CableAntenna	Preamp	A/Pos	T/Pos	Remark																																																					
MHz	dBuV/m	dB	dBuV/m	dBuV	dB	dB/m	cm	deg																																																						
1	2402.00	96.74	22.74	74.00	91.42	7.16	31.00	32.84	388 97 Peak																																																					
Avg	<div><p>Site : 83CH06-K5 Condition : FCC PART 15C (AVG) 3m 3117 SN 00218642 VERTICAL RSL:1000.000KHz VSW:5.100KHz SMT:Auto Project : (FR)1D0310B Node : 7 Plane : X Single-directivity : IMEI : #5</p><table><tr><th>Freq</th><th>Level</th><th>Over</th><th>Limit</th><th>Read</th><th>CableAntenna</th><th>Preamp</th><th>A/Pos</th><th>T/Pos</th><th>Remark</th></tr><tr><th>MHz</th><th>dBuV/m</th><th>dB</th><th>dBuV/m</th><th>dBuV</th><th>dB</th><th>dB/m</th><th>cm</th><th>deg</th><th></th></tr><tr><td>1</td><td>2385.53</td><td>44.77</td><td>-9.23</td><td>54.00</td><td>39.55</td><td>7.16</td><td>30.94</td><td>32.88</td><td>388 97 Average</td></tr></table></div>	Freq	Level	Over	Limit	Read	CableAntenna	Preamp	A/Pos	T/Pos	Remark	MHz	dBuV/m	dB	dBuV/m	dBuV	dB	dB/m	cm	deg		1	2385.53	44.77	-9.23	54.00	39.55	7.16	30.94	32.88	388 97 Average	<div><p>Site : 83CH06-K5 Condition : FCC PART 15C (AVG) 3m 3117 SN 00218642 VERTICAL RSL:1000.000KHz VSW:5.100KHz SMT:Auto Project : (FR)1D0310B Node : 7 Plane : X Single-directivity : IMEI : #5</p><table><tr><th>Freq</th><th>Level</th><th>Over</th><th>Limit</th><th>Read</th><th>CableAntenna</th><th>Preamp</th><th>A/Pos</th><th>T/Pos</th><th>Remark</th></tr><tr><th>MHz</th><th>dBuV/m</th><th>dB</th><th>dBuV/m</th><th>dBuV</th><th>dB</th><th>dB/m</th><th>cm</th><th>deg</th><th></th></tr><tr><td>1</td><td>2402.00</td><td>95.38</td><td>41.38</td><td>54.00</td><td>90.06</td><td>7.16</td><td>31.00</td><td>32.84</td><td>388 97 Average</td></tr></table></div>	Freq	Level	Over	Limit	Read	CableAntenna	Preamp	A/Pos	T/Pos	Remark	MHz	dBuV/m	dB	dBuV/m	dBuV	dB	dB/m	cm	deg		1	2402.00	95.38	41.38	54.00	90.06	7.16	31.00	32.84	388 97 Average
	Freq	Level	Over	Limit	Read	CableAntenna	Preamp	A/Pos	T/Pos	Remark																																																				
MHz	dBuV/m	dB	dBuV/m	dBuV	dB	dB/m	cm	deg																																																						
1	2385.53	44.77	-9.23	54.00	39.55	7.16	30.94	32.88	388 97 Average																																																					
Freq	Level	Over	Limit	Read	CableAntenna	Preamp	A/Pos	T/Pos	Remark																																																					
MHz	dBuV/m	dB	dBuV/m	dBuV	dB	dB/m	cm	deg																																																						
1	2402.00	95.38	41.38	54.00	90.06	7.16	31.00	32.84	388 97 Average																																																					



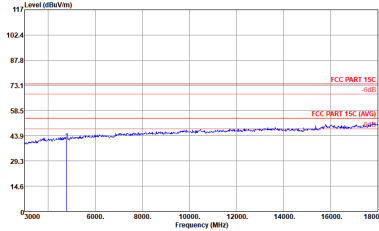
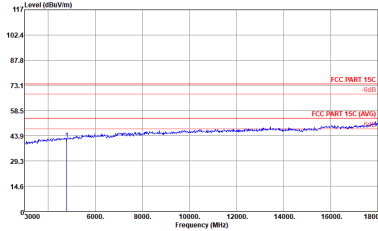
BLE		2.4GHz 2400~2483.5MHz Band Edge @ 3m																																																																								
ANT		BLE CH39 2480MHz																																																																								
6	Horizontal	Fundamental																																																																								
Peak	<div><p>Site : 83CH06-K5 Condition : FCC PART 15C 3m 3117 SN 00218642 HORIZONTAL Project : RSL1000.000KHz VSW:3000.000KHz SUT:Auto Model : (F8)100318 Plane : X Polar : Single-directivity IME1 : #5</p><table><tr><th>IME1</th><th>Over</th><th>Limit</th><th>Read</th><th>CableAntenna</th><th>Preamp</th><th>A/Pos</th><th>T/Pos</th><th>Remark</th></tr><tr><th>Freq</th><th>Level</th><th>Line</th><th>Line</th><th>Loss</th><th>Factor</th><th>Factor</th><th></th><th></th></tr><tr><th>MHz</th><th>dBuV/m</th><th>dB</th><th>dBuV/m</th><th>dB</th><th>dB/m</th><th>dB</th><th>cm</th><th>deg</th></tr><tr><td>1</td><td>2483.74</td><td>56.83</td><td>-17.97</td><td>74.00</td><td>56.27</td><td>7.27</td><td>31.13</td><td>32.64 124 72 Peak</td></tr></table></div>	IME1	Over	Limit	Read	CableAntenna	Preamp	A/Pos	T/Pos	Remark	Freq	Level	Line	Line	Loss	Factor	Factor			MHz	dBuV/m	dB	dBuV/m	dB	dB/m	dB	cm	deg	1	2483.74	56.83	-17.97	74.00	56.27	7.27	31.13	32.64 124 72 Peak	<div><p>Site : 83CH06-K5 Condition : FCC PART 15C 3m 3117 SN 00218642 HORIZONTAL Project : RSL1000.000KHz VSW:3000.000KHz SUT:Auto Model : (F8)100318 Plane : X Polar : Single-directivity IME1 : #5</p><table><tr><th>IME1</th><th>Over</th><th>Limit</th><th>Read</th><th>CableAntenna</th><th>Preamp</th><th>A/Pos</th><th>T/Pos</th><th>Remark</th></tr><tr><th>Freq</th><th>Level</th><th>Line</th><th>Line</th><th>Loss</th><th>Factor</th><th>Factor</th><th></th><th></th></tr><tr><th>MHz</th><th>dBuV/m</th><th>dB</th><th>dBuV/m</th><th>dB</th><th>dB/m</th><th>dB</th><th>cm</th><th>deg</th></tr><tr><td>1</td><td>2480.00</td><td>99.91</td><td>25.91</td><td>74.00</td><td>94.15</td><td>7.27</td><td>31.13</td><td>32.64 124 72 Peak</td></tr></table></div>	IME1	Over	Limit	Read	CableAntenna	Preamp	A/Pos	T/Pos	Remark	Freq	Level	Line	Line	Loss	Factor	Factor			MHz	dBuV/m	dB	dBuV/m	dB	dB/m	dB	cm	deg	1	2480.00	99.91	25.91	74.00	94.15	7.27	31.13	32.64 124 72 Peak
	IME1	Over	Limit	Read	CableAntenna	Preamp	A/Pos	T/Pos	Remark																																																																	
Freq	Level	Line	Line	Loss	Factor	Factor																																																																				
MHz	dBuV/m	dB	dBuV/m	dB	dB/m	dB	cm	deg																																																																		
1	2483.74	56.83	-17.97	74.00	56.27	7.27	31.13	32.64 124 72 Peak																																																																		
IME1	Over	Limit	Read	CableAntenna	Preamp	A/Pos	T/Pos	Remark																																																																		
Freq	Level	Line	Line	Loss	Factor	Factor																																																																				
MHz	dBuV/m	dB	dBuV/m	dB	dB/m	dB	cm	deg																																																																		
1	2480.00	99.91	25.91	74.00	94.15	7.27	31.13	32.64 124 72 Peak																																																																		
Avg.	<div><p>Site : 83CH06-K5 Condition : FCC PART 15C (AVG) 3m 3117 SN 00218642 HORIZONTAL Project : RSL1000.000KHz VSW:5.1000KHz SUT:Auto Model : (F8)100318 Plane : X Polar : Single-directivity IME1 : #5</p><table><tr><th>IME1</th><th>Over</th><th>Limit</th><th>Read</th><th>CableAntenna</th><th>Preamp</th><th>A/Pos</th><th>T/Pos</th><th>Remark</th></tr><tr><th>Freq</th><th>Level</th><th>Line</th><th>Line</th><th>Loss</th><th>Factor</th><th>Factor</th><th></th><th></th></tr><tr><th>MHz</th><th>dBuV/m</th><th>dB</th><th>dBuV/m</th><th>dB</th><th>dB/m</th><th>dB</th><th>cm</th><th>deg</th></tr><tr><td>1</td><td>2483.50</td><td>47.99</td><td>-6.01</td><td>54.00</td><td>42.23</td><td>7.27</td><td>31.13</td><td>32.64 124 72 Average</td></tr></table></div>	IME1	Over	Limit	Read	CableAntenna	Preamp	A/Pos	T/Pos	Remark	Freq	Level	Line	Line	Loss	Factor	Factor			MHz	dBuV/m	dB	dBuV/m	dB	dB/m	dB	cm	deg	1	2483.50	47.99	-6.01	54.00	42.23	7.27	31.13	32.64 124 72 Average	<div><p>Site : 83CH06-K5 Condition : FCC PART 15C (AVG) 3m 3117 SN 00218642 HORIZONTAL Project : RSL1000.000KHz VSW:5.1000KHz SUT:Auto Model : (F8)100318 Plane : X Polar : Single-directivity IME1 : #5</p><table><tr><th>IME1</th><th>Over</th><th>Limit</th><th>Read</th><th>CableAntenna</th><th>Preamp</th><th>A/Pos</th><th>T/Pos</th><th>Remark</th></tr><tr><th>Freq</th><th>Level</th><th>Line</th><th>Line</th><th>Loss</th><th>Factor</th><th>Factor</th><th></th><th></th></tr><tr><th>MHz</th><th>dBuV/m</th><th>dB</th><th>dBuV/m</th><th>dB</th><th>dB/m</th><th>dB</th><th>cm</th><th>deg</th></tr><tr><td>1</td><td>2480.00</td><td>98.46</td><td>44.46</td><td>54.00</td><td>92.70</td><td>7.27</td><td>31.13</td><td>32.64 124 72 Average</td></tr></table></div>	IME1	Over	Limit	Read	CableAntenna	Preamp	A/Pos	T/Pos	Remark	Freq	Level	Line	Line	Loss	Factor	Factor			MHz	dBuV/m	dB	dBuV/m	dB	dB/m	dB	cm	deg	1	2480.00	98.46	44.46	54.00	92.70	7.27	31.13	32.64 124 72 Average
	IME1	Over	Limit	Read	CableAntenna	Preamp	A/Pos	T/Pos	Remark																																																																	
Freq	Level	Line	Line	Loss	Factor	Factor																																																																				
MHz	dBuV/m	dB	dBuV/m	dB	dB/m	dB	cm	deg																																																																		
1	2483.50	47.99	-6.01	54.00	42.23	7.27	31.13	32.64 124 72 Average																																																																		
IME1	Over	Limit	Read	CableAntenna	Preamp	A/Pos	T/Pos	Remark																																																																		
Freq	Level	Line	Line	Loss	Factor	Factor																																																																				
MHz	dBuV/m	dB	dBuV/m	dB	dB/m	dB	cm	deg																																																																		
1	2480.00	98.46	44.46	54.00	92.70	7.27	31.13	32.64 124 72 Average																																																																		



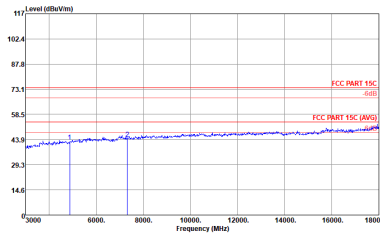
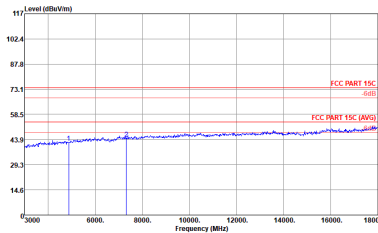
BLE	2.4GHz 2400~2483.5MHz Band Edge @ 3m																																																													
ANT	BLE CH39 2480MHz																																																													
6	Vertical	Fundamental																																																												
Peak	<div><p>Site : 83CH06-K5 Condition : FCC PART 15C 3m 3117 SN 00218642 VERTICAL Project : R0010000.000000 V0013000.000000 SUT:Auto Model : (FR)100310 Plane : X Polar : Single-directivity IME1 : #5</p><table><tr><th>Freq</th><th>Level</th><th>Over</th><th>Limit</th><th>Read</th><th>CableAntenna</th><th>Preamp</th><th>A/Pos</th><th>T/Pos</th><th>Remark</th></tr><tr><th>MHz</th><th>dBm/100Hz</th><th>dB</th><th>dBm/100Hz</th><th>dBm/100Hz</th><th>dB</th><th>dBm/100Hz</th><th>cm</th><th>deg</th><th></th></tr><tr><td>1</td><td>2497.78</td><td>54.86</td><td>-19.14</td><td>74.00</td><td>48.96</td><td>7.30</td><td>31.17</td><td>32.57</td><td>371 96 Peak</td></tr></table></div>	Freq	Level	Over	Limit	Read	CableAntenna	Preamp	A/Pos	T/Pos	Remark	MHz	dBm/100Hz	dB	dBm/100Hz	dBm/100Hz	dB	dBm/100Hz	cm	deg		1	2497.78	54.86	-19.14	74.00	48.96	7.30	31.17	32.57	371 96 Peak	<div><p>Site : 83CH06-K5 Condition : FCC PART 15C 3m 3117 SN 00218642 VERTICAL Project : R0010000.000000 V0013000.000000 SUT:Auto Model : (FR)100310 Plane : X Polar : Single-directivity IME1 : #5</p><table><tr><th>Freq</th><th>Level</th><th>Over</th><th>Limit</th><th>Read</th><th>CableAntenna</th><th>Preamp</th><th>A/Pos</th><th>T/Pos</th><th>Remark</th></tr><tr><th>MHz</th><th>dBm/100Hz</th><th>dB</th><th>dBm/100Hz</th><th>dBm/100Hz</th><th>dB</th><th>dBm/100Hz</th><th>cm</th><th>deg</th><th></th></tr><tr><td>1</td><td>2480.00</td><td>95.20</td><td>21.20</td><td>74.00</td><td>89.44</td><td>7.27</td><td>31.13</td><td>32.64</td><td>371 96 Peak</td></tr></table></div>	Freq	Level	Over	Limit	Read	CableAntenna	Preamp	A/Pos	T/Pos	Remark	MHz	dBm/100Hz	dB	dBm/100Hz	dBm/100Hz	dB	dBm/100Hz	cm	deg		1	2480.00	95.20	21.20	74.00	89.44	7.27	31.13	32.64	371 96 Peak
	Freq	Level	Over	Limit	Read	CableAntenna	Preamp	A/Pos	T/Pos	Remark																																																				
MHz	dBm/100Hz	dB	dBm/100Hz	dBm/100Hz	dB	dBm/100Hz	cm	deg																																																						
1	2497.78	54.86	-19.14	74.00	48.96	7.30	31.17	32.57	371 96 Peak																																																					
Freq	Level	Over	Limit	Read	CableAntenna	Preamp	A/Pos	T/Pos	Remark																																																					
MHz	dBm/100Hz	dB	dBm/100Hz	dBm/100Hz	dB	dBm/100Hz	cm	deg																																																						
1	2480.00	95.20	21.20	74.00	89.44	7.27	31.13	32.64	371 96 Peak																																																					
Avg.	<div><p>Site : 83CH06-K5 Condition : FCC PART 15C (AVG) 3m 3117 SN 00218642 VERTICAL Project : R0010000.000000 V0013000.000000 SUT:Auto Model : (FR)100310 Plane : X Polar : Single-directivity IME1 : #5</p><table><tr><th>Freq</th><th>Level</th><th>Over</th><th>Limit</th><th>Read</th><th>CableAntenna</th><th>Preamp</th><th>A/Pos</th><th>T/Pos</th><th>Remark</th></tr><tr><th>MHz</th><th>dBm/100Hz</th><th>dB</th><th>dBm/100Hz</th><th>dBm/100Hz</th><th>dB</th><th>dBm/100Hz</th><th>cm</th><th>deg</th><th></th></tr><tr><td>1</td><td>2483.50</td><td>46.12</td><td>-7.88</td><td>54.00</td><td>40.36</td><td>7.27</td><td>31.13</td><td>32.64</td><td>371 96 Average</td></tr></table></div>	Freq	Level	Over	Limit	Read	CableAntenna	Preamp	A/Pos	T/Pos	Remark	MHz	dBm/100Hz	dB	dBm/100Hz	dBm/100Hz	dB	dBm/100Hz	cm	deg		1	2483.50	46.12	-7.88	54.00	40.36	7.27	31.13	32.64	371 96 Average	<div><p>Site : 83CH06-K5 Condition : FCC PART 15C (AVG) 3m 3117 SN 00218642 VERTICAL Project : R0010000.000000 V0013000.000000 SUT:Auto Model : (FR)100310 Plane : X Polar : Single-directivity IME1 : #5</p><table><tr><th>Freq</th><th>Level</th><th>Over</th><th>Limit</th><th>Read</th><th>CableAntenna</th><th>Preamp</th><th>A/Pos</th><th>T/Pos</th><th>Remark</th></tr><tr><th>MHz</th><th>dBm/100Hz</th><th>dB</th><th>dBm/100Hz</th><th>dBm/100Hz</th><th>dB</th><th>dBm/100Hz</th><th>cm</th><th>deg</th><th></th></tr><tr><td>1</td><td>2480.00</td><td>93.77</td><td>39.77</td><td>54.00</td><td>88.01</td><td>7.27</td><td>31.13</td><td>32.64</td><td>371 96 Average</td></tr></table></div>	Freq	Level	Over	Limit	Read	CableAntenna	Preamp	A/Pos	T/Pos	Remark	MHz	dBm/100Hz	dB	dBm/100Hz	dBm/100Hz	dB	dBm/100Hz	cm	deg		1	2480.00	93.77	39.77	54.00	88.01	7.27	31.13	32.64	371 96 Average
	Freq	Level	Over	Limit	Read	CableAntenna	Preamp	A/Pos	T/Pos	Remark																																																				
MHz	dBm/100Hz	dB	dBm/100Hz	dBm/100Hz	dB	dBm/100Hz	cm	deg																																																						
1	2483.50	46.12	-7.88	54.00	40.36	7.27	31.13	32.64	371 96 Average																																																					
Freq	Level	Over	Limit	Read	CableAntenna	Preamp	A/Pos	T/Pos	Remark																																																					
MHz	dBm/100Hz	dB	dBm/100Hz	dBm/100Hz	dB	dBm/100Hz	cm	deg																																																						
1	2480.00	93.77	39.77	54.00	88.01	7.27	31.13	32.64	371 96 Average																																																					



2.4GHz 2400~2483.5MHz
BLE (Harmonic @ 3m)

BLE	2.4GHz 2400~2483.5MHz Harmonic @ 3m																																																																																	
ANT	BLE CH00 2402MHz																																																																																	
6	Horizontal					Vertical																																																																												
Peak Avg.	<div><p>Site : 83086-K5 Condition : FCC PART 15C 3m 3117 SW 00218042 HORIZONTAL Project : RDU10000,000KHz VSW:3000,000KHz SWT:Auto (F4)J00310 Mode : 2 Plane : X Single-directivity : X IMEI : 86</p><table><tr><th>Over</th><th>Limit</th><th>Read</th><th>CableAntenna</th><th>Preamp</th><th>A/Pos</th><th>T/Pos</th><th>Remark</th></tr><tr><th>Freq</th><th>Level</th><th>Line</th><th>Level</th><th>Loss</th><th>Factor</th><th>Factor</th><th></th></tr><tr><th>MHz</th><th>dBuV/m</th><th>dB</th><th>dBuV/m</th><th>dB</th><th>dB/m</th><th>dB</th><th>cm</th><th>deg</th></tr><tr><td>1</td><td>4000.00</td><td>41.39</td><td>-32.61</td><td>74.00</td><td>56.68</td><td>18.24</td><td>34.51</td><td>68.04</td><td>300</td><td>0 Peak</td></tr></table></div>					Over	Limit	Read	CableAntenna	Preamp	A/Pos	T/Pos	Remark	Freq	Level	Line	Level	Loss	Factor	Factor		MHz	dBuV/m	dB	dBuV/m	dB	dB/m	dB	cm	deg	1	4000.00	41.39	-32.61	74.00	56.68	18.24	34.51	68.04	300	0 Peak	<div><p>Site : 83086-K5 Condition : FCC PART 15C 3m 3117 SW 00218042 VERTICAL Project : RDU10000,000KHz VSW:3000,000KHz SWT:Auto (F4)J00310 Mode : 2 Plane : X Single-directivity : X IMEI : 86</p><table><tr><th>Over</th><th>Limit</th><th>Read</th><th>CableAntenna</th><th>Preamp</th><th>A/Pos</th><th>T/Pos</th><th>Remark</th></tr><tr><th>Freq</th><th>Level</th><th>Line</th><th>Level</th><th>Loss</th><th>Factor</th><th>Factor</th><th></th></tr><tr><th>MHz</th><th>dBuV/m</th><th>dB</th><th>dBuV/m</th><th>dB</th><th>dB/m</th><th>dB</th><th>cm</th><th>deg</th></tr><tr><td>1</td><td>4000.00</td><td>41.61</td><td>-32.37</td><td>74.00</td><td>56.92</td><td>18.24</td><td>34.51</td><td>68.04</td><td>300</td><td>0 Peak</td></tr></table></div>					Over	Limit	Read	CableAntenna	Preamp	A/Pos	T/Pos	Remark	Freq	Level	Line	Level	Loss	Factor	Factor		MHz	dBuV/m	dB	dBuV/m	dB	dB/m	dB	cm	deg	1	4000.00	41.61	-32.37	74.00	56.92	18.24	34.51	68.04	300	0 Peak
Over	Limit	Read	CableAntenna	Preamp	A/Pos	T/Pos	Remark																																																																											
Freq	Level	Line	Level	Loss	Factor	Factor																																																																												
MHz	dBuV/m	dB	dBuV/m	dB	dB/m	dB	cm	deg																																																																										
1	4000.00	41.39	-32.61	74.00	56.68	18.24	34.51	68.04	300	0 Peak																																																																								
Over	Limit	Read	CableAntenna	Preamp	A/Pos	T/Pos	Remark																																																																											
Freq	Level	Line	Level	Loss	Factor	Factor																																																																												
MHz	dBuV/m	dB	dBuV/m	dB	dB/m	dB	cm	deg																																																																										
1	4000.00	41.61	-32.37	74.00	56.92	18.24	34.51	68.04	300	0 Peak																																																																								



BLE	2.4GHz 2400~2483.5MHz Harmonic @ 3m																																																																																	
ANT	BLE CH19 2440MHz																																																																																	
6	Horizontal	Vertical																																																																																
Peak	<div><p>Site : 83C980-K5 Condition : FCC PART 15C 3m 3117 SM 000186A2 HORIZONTAL Project : R80:1000.000KHz VSW:3000.000KHz SMT:Auto Model : (FR)1200318 Plane : X Polar : Single-directivity IME1 : 85</p><table><tr><th>Freq</th><th>Level</th><th>Over</th><th>Limit</th><th>Read</th><th>CableAntenna</th><th>Preamp</th><th>A/Pos</th><th>T/Pos</th><th>Remark</th></tr><tr><th>MHz</th><th>dBm/100Hz</th><th>dB</th><th>dBm/100Hz</th><th>dB</th><th>dB</th><th>dB</th><th>cm</th><th>deg</th><th></th></tr><tr><td>1</td><td>4875.00</td><td>42.82</td><td>-31.18</td><td>74.00</td><td>57.87</td><td>18.12</td><td>34.46</td><td>68.83</td><td>0 Peak</td></tr><tr><td>2</td><td>7328.00</td><td>44.17</td><td>-29.83</td><td>74.00</td><td>55.36</td><td>12.77</td><td>36.56</td><td>68.52</td><td>0 Peak</td></tr></table></div>	Freq	Level	Over	Limit	Read	CableAntenna	Preamp	A/Pos	T/Pos	Remark	MHz	dBm/100Hz	dB	dBm/100Hz	dB	dB	dB	cm	deg		1	4875.00	42.82	-31.18	74.00	57.87	18.12	34.46	68.83	0 Peak	2	7328.00	44.17	-29.83	74.00	55.36	12.77	36.56	68.52	0 Peak	<div><p>Site : 83C980-K5 Condition : FCC PART 15C 3m 3117 SM 000186A2 VERTICAL Project : R80:1000.000KHz VSW:3000.000KHz SMT:Auto Model : (FR)1200318 Plane : X Polar : Single-directivity IME1 : 85</p><table><tr><th>Freq</th><th>Level</th><th>Over</th><th>Limit</th><th>Read</th><th>CableAntenna</th><th>Preamp</th><th>A/Pos</th><th>T/Pos</th><th>Remark</th></tr><tr><th>MHz</th><th>dBm/100Hz</th><th>dB</th><th>dBm/100Hz</th><th>dB</th><th>dB</th><th>dB</th><th>cm</th><th>deg</th><th></th></tr><tr><td>1</td><td>4875.00</td><td>41.98</td><td>-32.02</td><td>74.00</td><td>57.83</td><td>18.12</td><td>34.46</td><td>68.83</td><td>0 Peak</td></tr><tr><td>2</td><td>7328.00</td><td>44.47</td><td>-29.53</td><td>74.00</td><td>55.66</td><td>12.77</td><td>36.56</td><td>68.52</td><td>0 Peak</td></tr></table></div>	Freq	Level	Over	Limit	Read	CableAntenna	Preamp	A/Pos	T/Pos	Remark	MHz	dBm/100Hz	dB	dBm/100Hz	dB	dB	dB	cm	deg		1	4875.00	41.98	-32.02	74.00	57.83	18.12	34.46	68.83	0 Peak	2	7328.00	44.47	-29.53	74.00	55.66	12.77	36.56	68.52	0 Peak
Freq	Level	Over	Limit	Read	CableAntenna	Preamp	A/Pos	T/Pos	Remark																																																																									
MHz	dBm/100Hz	dB	dBm/100Hz	dB	dB	dB	cm	deg																																																																										
1	4875.00	42.82	-31.18	74.00	57.87	18.12	34.46	68.83	0 Peak																																																																									
2	7328.00	44.17	-29.83	74.00	55.36	12.77	36.56	68.52	0 Peak																																																																									
Freq	Level	Over	Limit	Read	CableAntenna	Preamp	A/Pos	T/Pos	Remark																																																																									
MHz	dBm/100Hz	dB	dBm/100Hz	dB	dB	dB	cm	deg																																																																										
1	4875.00	41.98	-32.02	74.00	57.83	18.12	34.46	68.83	0 Peak																																																																									
2	7328.00	44.47	-29.53	74.00	55.66	12.77	36.56	68.52	0 Peak																																																																									

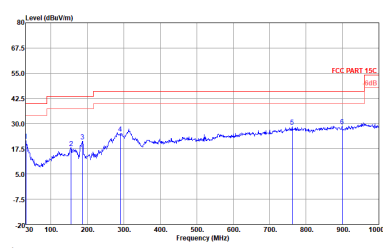
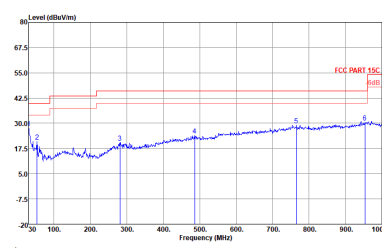


BLE		2.4GHz 2400~2483.5MHz Harmonic @ 3m																																																																
ANT		BLE CH39 2480MHz																																																																
6	Horizontal	Vertical																																																																
Peak	<div><p>Site : 830906-K5 Condition : FCC PART 15C 3m 3117 5M 00218042 HORIZONTAL Project : R00-10000.000KHz VSW:3000.000KHz SMT:Auto Model : (F4)1206128 Plane : X Polar : Single-directivity IMEI : 85</p><table><tr><th>Over</th><th>Limit</th><th>Read</th><th>CableAntenna</th><th>Preamp</th><th>A/Pos</th><th>T/Pos</th><th>Remark</th></tr><tr><th>Freq</th><th>Level</th><th>Line</th><th>Level</th><th>Loss</th><th>Factor</th><th>Factor</th><th></th></tr><tr><td>1</td><td>4965.00</td><td>42.46</td><td>-31.54</td><td>74.00</td><td>57.23</td><td>10.43</td><td>68.81 300 0 Peak</td></tr><tr><td>2</td><td>7440.00</td><td>44.87</td><td>-29.93</td><td>74.00</td><td>55.14</td><td>12.88</td><td>36.59 69.54 300 0 Peak</td></tr></table></div>	Over	Limit	Read	CableAntenna	Preamp	A/Pos	T/Pos	Remark	Freq	Level	Line	Level	Loss	Factor	Factor		1	4965.00	42.46	-31.54	74.00	57.23	10.43	68.81 300 0 Peak	2	7440.00	44.87	-29.93	74.00	55.14	12.88	36.59 69.54 300 0 Peak	<div><p>Site : 830906-K5 Condition : FCC PART 15C 3m 3117 5M 00218042 VERTICAL Project : R00-10000.000KHz VSW:3000.000KHz SMT:Auto Model : (F4)1206128 Plane : X Polar : Single-directivity IMEI : 85</p><table><tr><th>Over</th><th>Limit</th><th>Read</th><th>CableAntenna</th><th>Preamp</th><th>A/Pos</th><th>T/Pos</th><th>Remark</th></tr><tr><th>Freq</th><th>Level</th><th>Line</th><th>Level</th><th>Loss</th><th>Factor</th><th>Factor</th><th></th></tr><tr><td>1</td><td>4965.00</td><td>42.46</td><td>-31.60</td><td>74.00</td><td>57.17</td><td>10.43</td><td>36.81 68.81 100 0 Peak</td></tr><tr><td>2</td><td>7440.00</td><td>44.76</td><td>-29.24</td><td>74.00</td><td>55.83</td><td>12.88</td><td>36.59 69.54 100 0 Peak</td></tr></table></div>	Over	Limit	Read	CableAntenna	Preamp	A/Pos	T/Pos	Remark	Freq	Level	Line	Level	Loss	Factor	Factor		1	4965.00	42.46	-31.60	74.00	57.17	10.43	36.81 68.81 100 0 Peak	2	7440.00	44.76	-29.24	74.00	55.83	12.88	36.59 69.54 100 0 Peak
	Over	Limit	Read	CableAntenna	Preamp	A/Pos	T/Pos	Remark																																																										
Freq	Level	Line	Level	Loss	Factor	Factor																																																												
1	4965.00	42.46	-31.54	74.00	57.23	10.43	68.81 300 0 Peak																																																											
2	7440.00	44.87	-29.93	74.00	55.14	12.88	36.59 69.54 300 0 Peak																																																											
Over	Limit	Read	CableAntenna	Preamp	A/Pos	T/Pos	Remark																																																											
Freq	Level	Line	Level	Loss	Factor	Factor																																																												
1	4965.00	42.46	-31.60	74.00	57.17	10.43	36.81 68.81 100 0 Peak																																																											
2	7440.00	44.76	-29.24	74.00	55.83	12.88	36.59 69.54 100 0 Peak																																																											



Emission below 1GHz

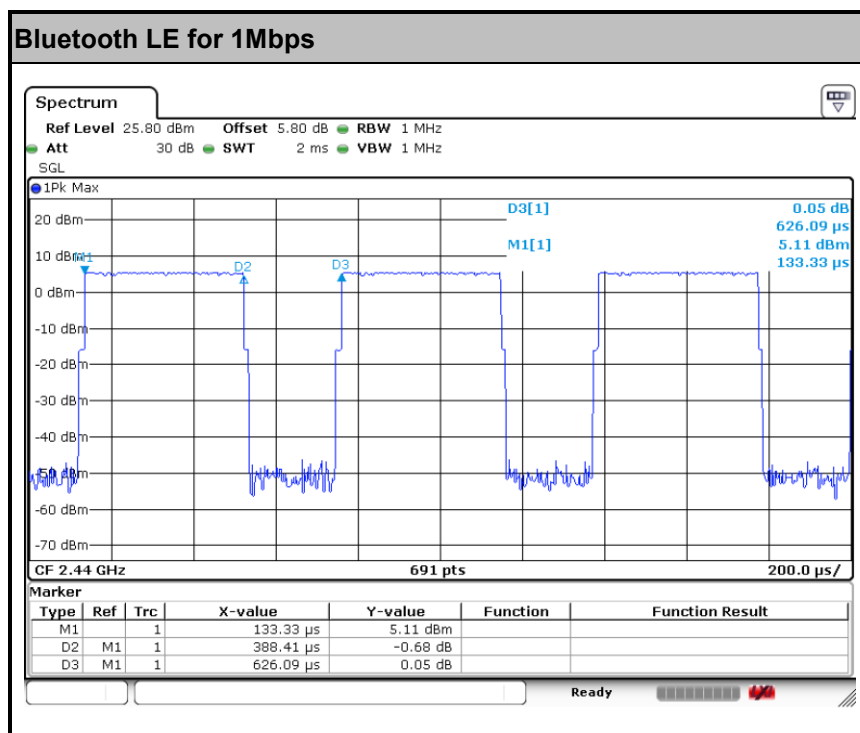
2.4GHz BLE (LF)

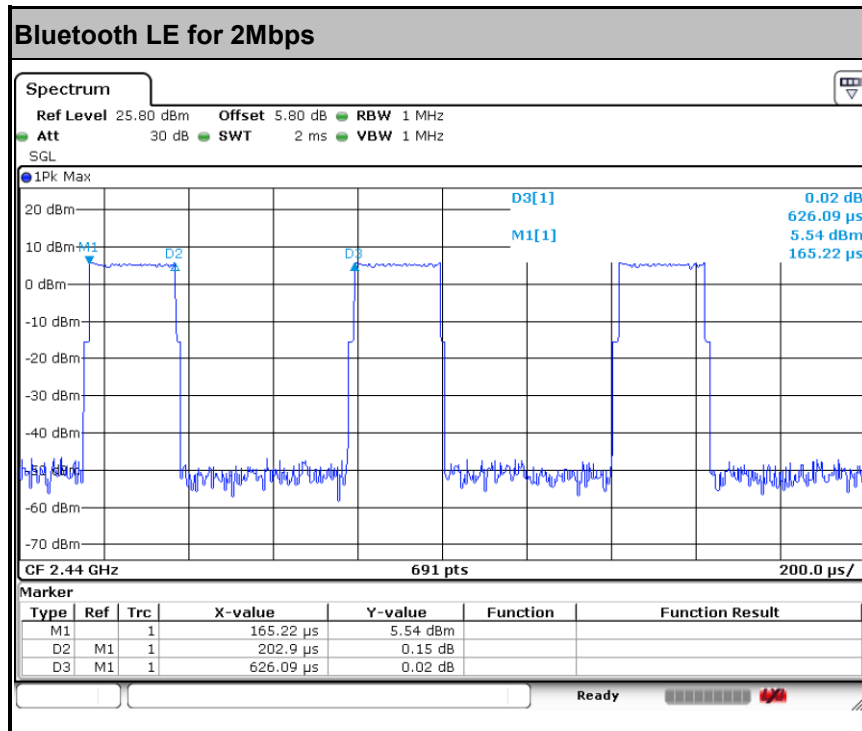
BLE	2.4GHz 2400~2483.5MHz																																																																																																																																																																																																	
ANT	BLE LF																																																																																																																																																																																																	
6	Horizontal	Vertical																																																																																																																																																																																																
QP / Peak	<div><p>Site : 830W6-K5 Condition : FCC PART 15C 3w CUBALID2 S023102 HORIZONTAL F001:100.000MHz VSW:100.000MHz SUT:Auto Project : (F01)00010 Node : 9</p><table><tr><th></th><th>Freq</th><th>Level</th><th>Limit</th><th>Line</th><th>Level</th><th>Loss</th><th>Factor</th><th>Preamp</th><th>A/Pos</th><th>T/Pos</th><th>Remark</th></tr><tr><th></th><th>MHz</th><th>dBuV/m</th><th>dB</th><th>dBuV/m</th><th>dB</th><th>dB</th><th>dB</th><th>dB</th><th>cm</th><th>deg</th><th></th></tr><tr><td>1</td><td>30.97</td><td>21.64</td><td>-18.36</td><td>40.00</td><td>20.26</td><td>0.59</td><td>24.04</td><td>31.25</td><td>---</td><td>---</td><td>Peak</td></tr><tr><td>2</td><td>155.13</td><td>17.93</td><td>-25.57</td><td>45.50</td><td>30.99</td><td>2.81</td><td>16.25</td><td>31.32</td><td>---</td><td>---</td><td>Peak</td></tr><tr><td>3</td><td>180.17</td><td>21.36</td><td>-22.14</td><td>45.50</td><td>35.36</td><td>2.21</td><td>15.12</td><td>31.33</td><td>---</td><td>---</td><td>Peak</td></tr><tr><td>4</td><td>209.96</td><td>25.20</td><td>-20.80</td><td>46.00</td><td>34.68</td><td>2.76</td><td>15.35</td><td>31.59</td><td>---</td><td>---</td><td>Peak</td></tr><tr><td>5</td><td>762.35</td><td>28.39</td><td>-17.61</td><td>46.00</td><td>29.31</td><td>4.49</td><td>25.73</td><td>31.14</td><td>---</td><td>---</td><td>Peak</td></tr><tr><td>6</td><td>899.12</td><td>28.73</td><td>-17.27</td><td>46.00</td><td>29.30</td><td>4.89</td><td>26.69</td><td>31.15</td><td>---</td><td>---</td><td>Peak</td></tr></table></div>		Freq	Level	Limit	Line	Level	Loss	Factor	Preamp	A/Pos	T/Pos	Remark		MHz	dBuV/m	dB	dBuV/m	dB	dB	dB	dB	cm	deg		1	30.97	21.64	-18.36	40.00	20.26	0.59	24.04	31.25	---	---	Peak	2	155.13	17.93	-25.57	45.50	30.99	2.81	16.25	31.32	---	---	Peak	3	180.17	21.36	-22.14	45.50	35.36	2.21	15.12	31.33	---	---	Peak	4	209.96	25.20	-20.80	46.00	34.68	2.76	15.35	31.59	---	---	Peak	5	762.35	28.39	-17.61	46.00	29.31	4.49	25.73	31.14	---	---	Peak	6	899.12	28.73	-17.27	46.00	29.30	4.89	26.69	31.15	---	---	Peak	<div><p>Site : 830W6-K5 Condition : FCC PART 15C 3w CUBALID2 S023102 VERTICAL F001:100.000MHz VSW:100.000MHz SUT:Auto Project : (F01)00010 Node : 9</p><table><tr><th></th><th>Freq</th><th>Level</th><th>Limit</th><th>Line</th><th>Level</th><th>Loss</th><th>Factor</th><th>Preamp</th><th>A/Pos</th><th>T/Pos</th><th>Remark</th></tr><tr><th></th><th>MHz</th><th>dBuV/m</th><th>dB</th><th>dBuV/m</th><th>dB</th><th>dB</th><th>dB</th><th>dB</th><th>cm</th><th>deg</th><th></th></tr><tr><td>1</td><td>30.00</td><td>27.70</td><td>-12.30</td><td>40.00</td><td>33.75</td><td>6.58</td><td>24.00</td><td>31.23</td><td>---</td><td>---</td><td>Peak</td></tr><tr><td>2</td><td>53.28</td><td>28.82</td><td>-19.18</td><td>40.00</td><td>37.62</td><td>8.93</td><td>15.62</td><td>31.35</td><td>---</td><td>---</td><td>Peak</td></tr><tr><td>3</td><td>281.23</td><td>30.49</td><td>-25.51</td><td>46.00</td><td>29.93</td><td>2.75</td><td>15.39</td><td>31.54</td><td>---</td><td>---</td><td>Peak</td></tr><tr><td>4</td><td>405.90</td><td>24.80</td><td>-22.00</td><td>46.00</td><td>28.55</td><td>3.58</td><td>23.17</td><td>31.38</td><td>---</td><td>---</td><td>Peak</td></tr><tr><td>5</td><td>765.26</td><td>29.14</td><td>-16.86</td><td>46.00</td><td>30.86</td><td>4.50</td><td>25.73</td><td>31.15</td><td>---</td><td>---</td><td>Peak</td></tr><tr><td>6</td><td>953.44</td><td>30.53</td><td>-15.47</td><td>46.00</td><td>28.89</td><td>5.83</td><td>26.94</td><td>30.33</td><td>---</td><td>---</td><td>Peak</td></tr></table></div>		Freq	Level	Limit	Line	Level	Loss	Factor	Preamp	A/Pos	T/Pos	Remark		MHz	dBuV/m	dB	dBuV/m	dB	dB	dB	dB	cm	deg		1	30.00	27.70	-12.30	40.00	33.75	6.58	24.00	31.23	---	---	Peak	2	53.28	28.82	-19.18	40.00	37.62	8.93	15.62	31.35	---	---	Peak	3	281.23	30.49	-25.51	46.00	29.93	2.75	15.39	31.54	---	---	Peak	4	405.90	24.80	-22.00	46.00	28.55	3.58	23.17	31.38	---	---	Peak	5	765.26	29.14	-16.86	46.00	30.86	4.50	25.73	31.15	---	---	Peak	6	953.44	30.53	-15.47	46.00	28.89	5.83	26.94	30.33	---	---	Peak
		Freq	Level	Limit	Line	Level	Loss	Factor	Preamp	A/Pos	T/Pos	Remark																																																																																																																																																																																						
	MHz	dBuV/m	dB	dBuV/m	dB	dB	dB	dB	cm	deg																																																																																																																																																																																								
1	30.97	21.64	-18.36	40.00	20.26	0.59	24.04	31.25	---	---	Peak																																																																																																																																																																																							
2	155.13	17.93	-25.57	45.50	30.99	2.81	16.25	31.32	---	---	Peak																																																																																																																																																																																							
3	180.17	21.36	-22.14	45.50	35.36	2.21	15.12	31.33	---	---	Peak																																																																																																																																																																																							
4	209.96	25.20	-20.80	46.00	34.68	2.76	15.35	31.59	---	---	Peak																																																																																																																																																																																							
5	762.35	28.39	-17.61	46.00	29.31	4.49	25.73	31.14	---	---	Peak																																																																																																																																																																																							
6	899.12	28.73	-17.27	46.00	29.30	4.89	26.69	31.15	---	---	Peak																																																																																																																																																																																							
	Freq	Level	Limit	Line	Level	Loss	Factor	Preamp	A/Pos	T/Pos	Remark																																																																																																																																																																																							
	MHz	dBuV/m	dB	dBuV/m	dB	dB	dB	dB	cm	deg																																																																																																																																																																																								
1	30.00	27.70	-12.30	40.00	33.75	6.58	24.00	31.23	---	---	Peak																																																																																																																																																																																							
2	53.28	28.82	-19.18	40.00	37.62	8.93	15.62	31.35	---	---	Peak																																																																																																																																																																																							
3	281.23	30.49	-25.51	46.00	29.93	2.75	15.39	31.54	---	---	Peak																																																																																																																																																																																							
4	405.90	24.80	-22.00	46.00	28.55	3.58	23.17	31.38	---	---	Peak																																																																																																																																																																																							
5	765.26	29.14	-16.86	46.00	30.86	4.50	25.73	31.15	---	---	Peak																																																																																																																																																																																							
6	953.44	30.53	-15.47	46.00	28.89	5.83	26.94	30.33	---	---	Peak																																																																																																																																																																																							



Appendix E. Duty Cycle Plots

Band	Duty Cycle(%)	T(ms)	1/T(kHz)	VBW Setting
Bluetooth LE for 1Mbps	62.04	0.388	2.575	2.7KHz
Bluetooth LE for 2Mbps	32.41	0.203	4.929	5.1kHz





———THE END———