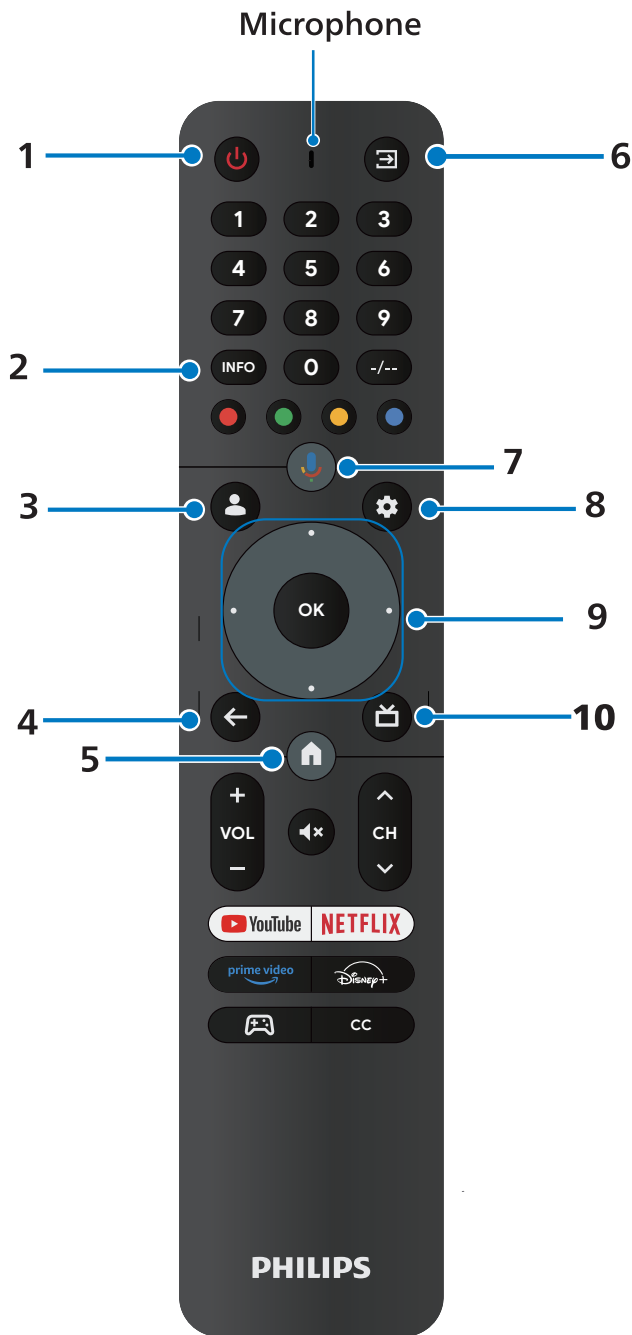



## Buttons




- 1 **(POWER)**  
Turn TV on or off. Press for less than 1 second to go into Quick Start Standby. Hold for 1 second or more to go into Low Power Standby.
- 2 **INFO**  
TV/HDMI source information
- 3 **(Profile)**  
google account management
- 4 **(BACK)**  
Returns to the previous screen.
- 5 **(HOME)**  
Access to your apps, Live TV, input devices, settings, and the Google Play Store.
- 6 **(INPUT)**  
Select input source for connected devices.
- 7 **Google Assistant**  
Press and hold the Google Assistant button on your remote to talk to Google.
- 8 **(DASHBOARD)**  
The Google TV dashboard provides a single location for users to access settings, notifications, kids mode, and more
- 9 **(CURSOR as ▲▼◀▶) and OK**  
Moves to select an item and to determine on the various menu.
- 10 **(GUIDE)**  
See what's live on TV across different service providers in one menu.

## Talk to Google Assistant

On your Google TV remote, press and hold the Google Assistant button  and ask a question or say a command. To help Google Assistant understand your request, speak into the microphone on your remote.

### Note(s)

To do even more with your Assistant, download the Google Assistant app  on your phone.

## Privacy protection built-in

The Google Assistant is designed with your privacy in mind. You can delete any voice-command history by pressing Google Assistant button and simply saying "Delete what I just said".

For more details on privacy, please visit: <https://safety.google/intl/en-US>

## **FCC Statement**

This device complies with part 15 of the FCC rules. Operation is subject to the following two conditions: (1) this device may not cause harmful interference, and (2) this device must accept any interference received, including interference that may cause undesired operation.

Changes or modifications not expressly approved by the party responsible for compliance could void the user's authority to operate the equipment.

NOTE: This equipment has been tested and found to comply with the limits for a Class B digital device, pursuant to part 15 of the FCC Rules. These limits are designed to provide reasonable protection against harmful interference in a residential installation. This equipment generates uses and can radiate radio frequency energy and, if not installed and used in accordance with the instructions, may cause harmful interference to radio communications. However, there is no guarantee that interference will not occur in a particular installation. If this equipment does cause harmful interference to radio or television reception, which can be determined by turning the equipment off and on, the user is encouraged to try to correct the interference by one or more of the following measures:

- Reorient or relocate the receiving antenna.
- Increase the separation between the equipment and receiver.
- Connect the equipment into an outlet on a circuit different from that to which the receiver is connected.
- Consult the dealer or an experienced radio/TV technician for help.

The device has been evaluated to meet general RF exposure requirement. The device can be used in portable exposure condition without restriction.